

# PA012VP Series

9~12W, Wall Mount AC/DC Adaptor

## Package Options



North America Type



European Type



British Type



Australia Type



Interchangeable Type

## Features

- ▶ Rated power: 9~12W Max
- ▶ Input: 90~264VAC, 47~63Hz
- ▶ High efficiency 85% average from 25% to 100% rated load
- ▶ Low ripple and noise
- ▶ Protected with OCP, OVP, SCP
- ▶ Operating temperature range: -10~+40°C
- ▶ Meet DOE Level VI
- ▶ Standby power consumption less than 0.1W
- ▶ DC out options: USB out, or standard DC cord with DC plugs of any types
- ▶ Plastic case can be custom made to any color with MOQ
- ▶ Meet IEC/EN/ETL62368-1, EN55032, CISPR32, EN55035, FCC Part 15B
- ▶ Designed for general purpose applications
- ▶ 1 year warranty



## Model Numbers

Model Numbers	Output Voltage [V]	Output Current [A] Max.	Over Current Protection [A]	Full Load Efficiency [%] Min.	Average Efficiency [%] Min.	Efficiency Level [DOE]
PA012VP-050200E-15A1*	5.0	2.00	2.2 ... 3.5	75.0	78.70	VI
PA012VP-050240_ _ _ *	5.0	2.40	2.6 ... 3.5	79.0	80.20	VI
PA012VP-060150_ _ _ *	6.0	1.50	1.7 ... 2.5	79.0	81.34	VI
PA012VP-090100_ _ _ *	9.0	1.00	1.2 ... 1.8	79.0	81.34	VI
PA012VP-120100_ _ _ *	12.0	1.00	1.2 ... 2.0	81.5	82.96	VI
PA012VP-240038_ _ _ *	24.0	0.38	0.5 ... 0.8	79.0	81.42	VI
PA012VP-240050_ _ _ *	24.0	0.50	0.6 ... 1.2	80.0	82.96	VI

\* Only typical models are listed, other models may be available, upon request.

\* Average efficiency tested at 25%, 50%, 75% and 100% rated load, after 30 minutes warm up.

\* Add suffix for AC blade, DC cord length, and DC plug options, for example:

**PA012VP-050200E-15A1**

①

②

③

④

⑤

⑥

1, 2, 3. Series name, Output voltage, and Output current code, refer to "Model Numbers"

4, 5, 6. AC blade, DC cord, and DC Plug option code, refer to "Mechanical Specifications", and "DC Plug Options"

## PA012VP Series

9~12W, Wall Mount AC/DC Adaptor

## Electrical Specifications

Unless otherwise indicated, specifications are measured at  $T_A=25^{\circ}\text{C}$ , humidity<75%, nominal input voltage and rated output load.

Parameters	Condition	Min.	Typ.	Max.	Unit	Note
Input voltage range		90	-	264	Vac	
Nominal input voltage		100	-	240	Vac	
Input frequency		47	-	63	Hz	
Input current	100Vac	-	-	0.35	A	
Inrush current	230Vac, Cold start	-	-	40	A	
Leakage current	240Vac, 50Hz	-	-	0.25	mA	
No load power consumption	115Vac/230Vac	-	-	0.1	W	
Output voltage accuracy With line & load regulation included	$I_{OUT}=0\text{A} \dots \text{Rated}$	-	-	$\pm 5$	% $V_{OUT}$	
Ripple and noise *	20MHz bandwidth	-	100	200	mVp-p	
Start up and rise time	100Vac, Full load	Turn-on delay 3sec max, rise time 100mS max				
Isolation voltage	Input to output	5mA max, tested at 4242Vdc for 60sec				
Insulation resistance	Input to output	10Mohm min, tested at 500Vdc				
Protections Hiccup mode, automatic recovery		Over current, over voltage, and short circuit protection Over current trigger point refer to "model numbers"				

\* Ripple and noise tested with a 10uF electrolytic capacitor and a 0.1uF ceramic capacitor is connected in parallel at the output.

## General Specifications

Parameters	Condition	Min.	Typ.	Max.	Unit	Note
Operating temperature range		-10	-	40	$^{\circ}\text{C}$	
Operating humidity		10	-	90	%RH	
Storage temperature		-25	-	85	$^{\circ}\text{C}$	
Storage humidity		10	-	95	%RH	
Case color	Default color is Black. MOQ 5,000 ~ 10,000pcs for other color.					
Vibration	10~30Hz, 1.0G, 3.5mm offset, 60minutes along each X, Y, Z					
Burn-in test	100% burn-in test, 4 hours, full load and 35 $^{\circ}\text{C}$ ambient					
MTBF	> 50,000 Hours, 25 $^{\circ}\text{C}$ , MIL-HDBK-217F					
Safety standards	Meet IEC/EN/ETL62368-1					
EMC standards	Meet EN55032, CISPR32, EN61000-3-2, 3, EN55035, FCC Part 15B Class B					
Packing & Weight Lattice packing, default option*	"EU" & "UK" Type: 200pcs/carton 535x420x435mm, 17.5Kg G.W. "UL" & "AU" Type: 120pcs/carton 430x430x310mm, 9.3Kg G.W. Interchangeable Type, Body only: 120pcs/carton 430x430x310mm, 8.5Kg G.W. Interchangeable Type, with 4 Blades: 60pcs/carton 450x425x370mm, 9.8Kg G.W.					

\* Packing information are estimated based on standard DC cord length and plugs.

\* For other special packing requirement please consult our sales for availability.

# PA012VP Series

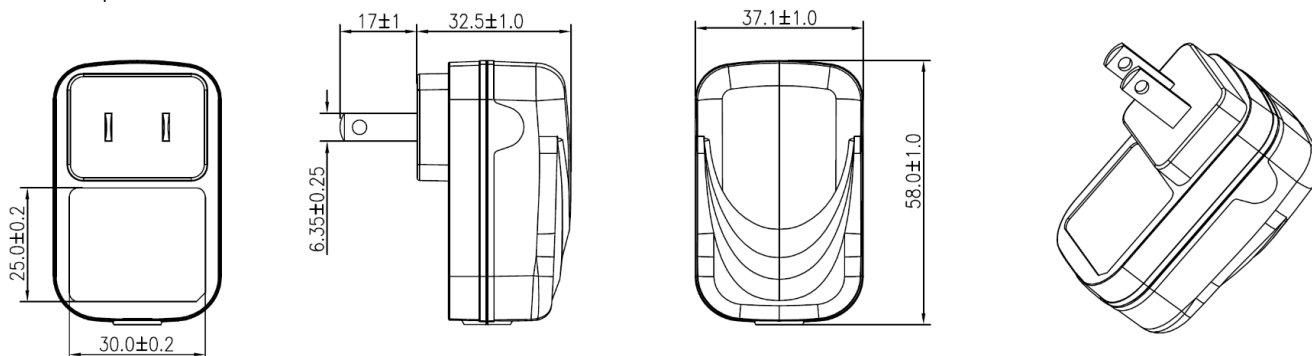
**WinkEE**

9~12W, Wall Mount AC/DC Adaptor

## Mechanical Specifications

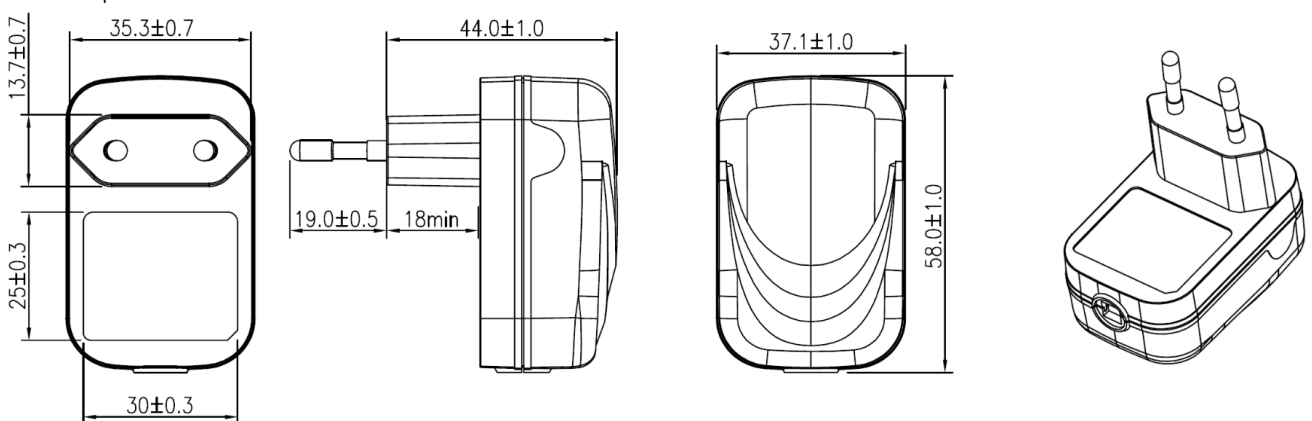
### North America Type

AC blade option code "U"



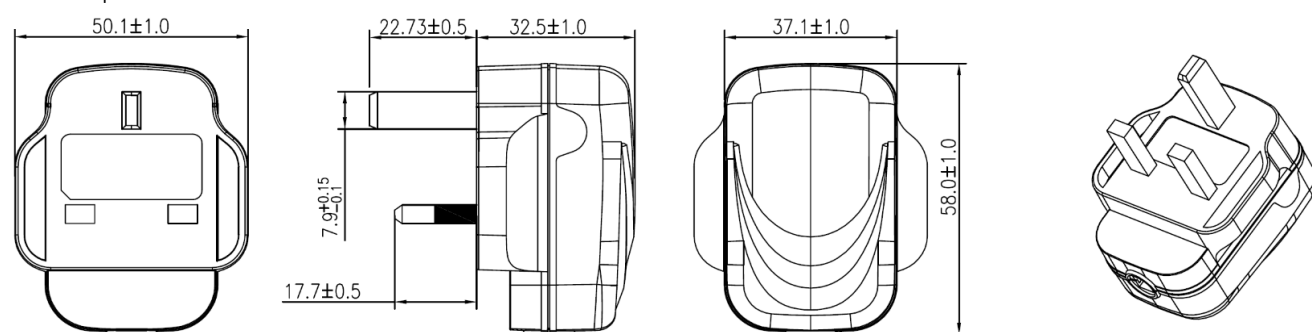
### European Type

AC blade option code "E"



### British Type

AC blade option code "B"



# PA012VP Series

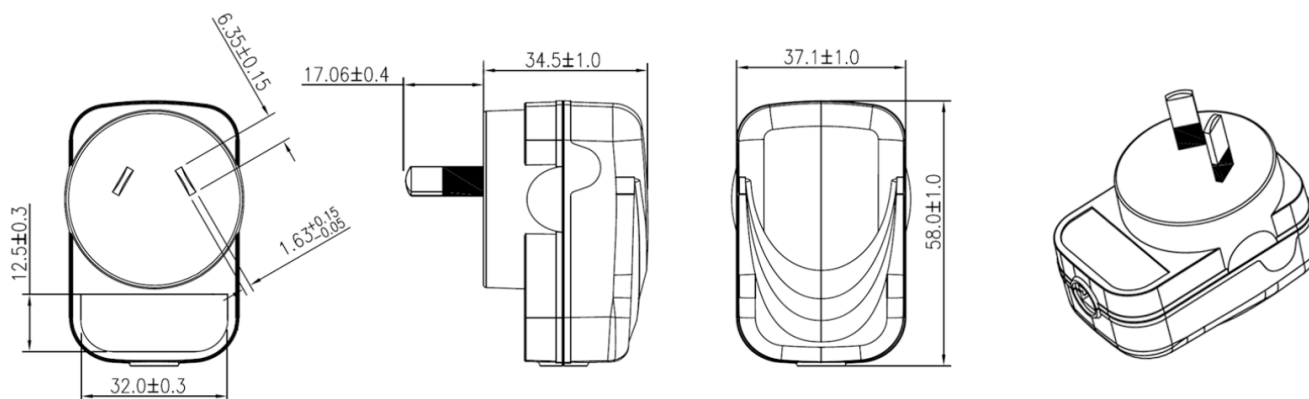
**WinkEE**

9~12W, Wall Mount AC/DC Adaptor

## Mechanical Specifications [continued]

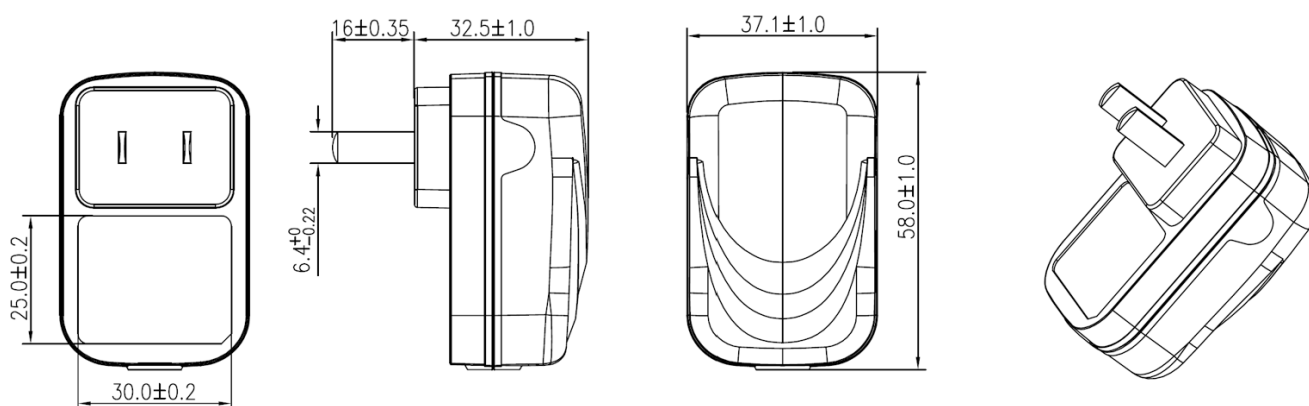
### Australia Type

AC blade option code "A"



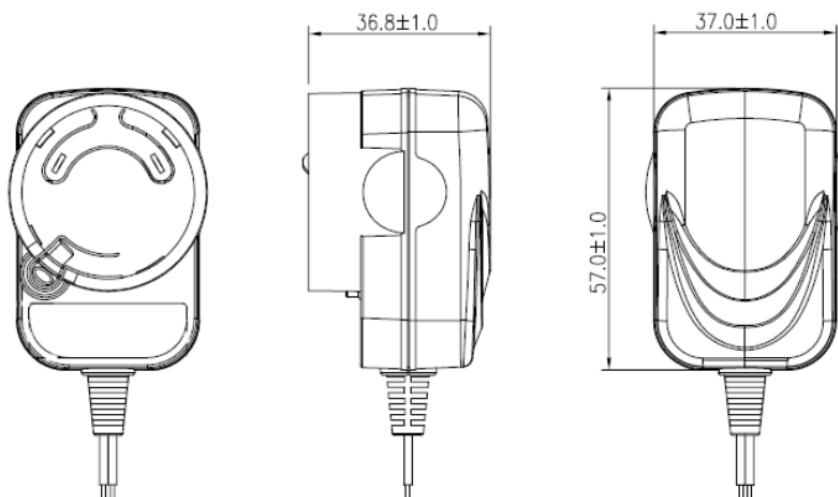
### Mainland China Type

AC blade option code "C"



### Interchangeable Type

AC blade option code "N", Cable OUT version



# PA012VP Series

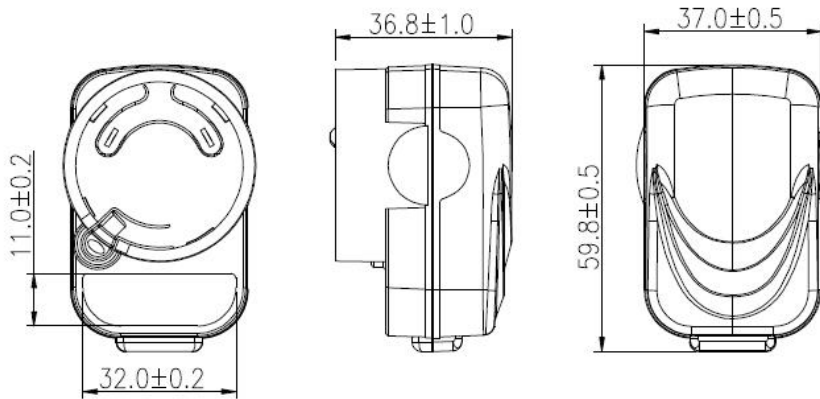
**WinkEE**

9~12W, Wall Mount AC/DC Adaptor

## Mechanical Specifications [continued]

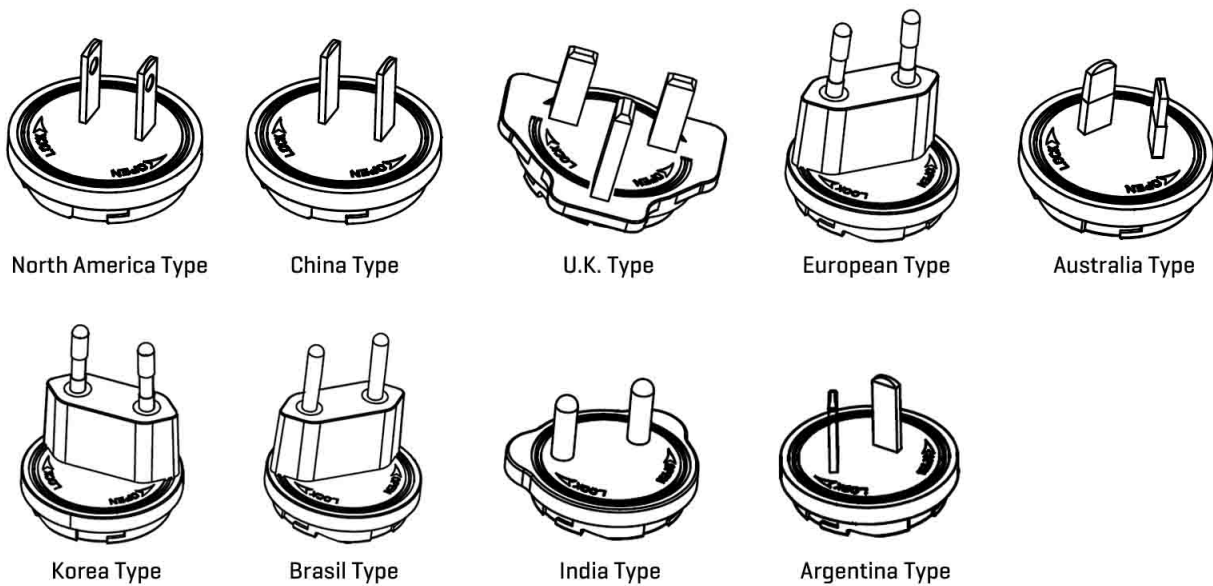
### Interchangeable Type

AC blade option code "N", USB OUT version



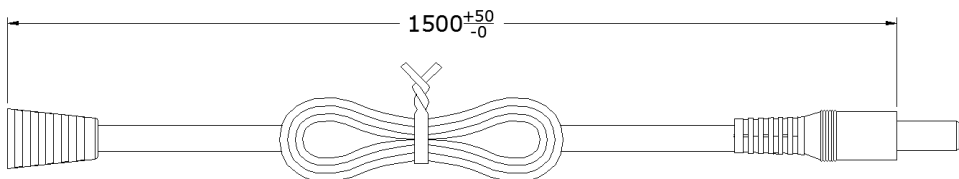
### Interchangeable AC Blade Options

Interchangeable AC blades are optional accessories to the interchangeable adaptors.



### DC Cord Options

Code "15" for default DC cord length 1.5M, and code "00" for no DC cord assembled to the adaptor body. Other options are available upon request, for example code "12" for 1.2M length DC cord.



Unite: mm

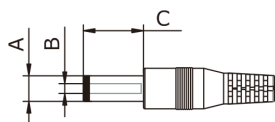
# PA012VP Series

9~12W, Wall Mount AC/DC Adaptor

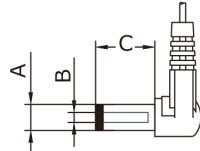
## DC Plug Options

### Standard DC Plug

The default code is center positive and straight DC plug. Add N to the code for the center negative plug, add R for the right angle plug, for example A1NR = A1 size DC plug, center negative, with right angle.



Straight Plug

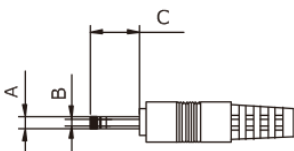


Right Angle Plug

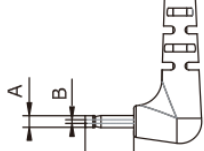
Code	A	B	C	Unit
A1	5.5	2.1	12	mm
A2	5.5	2.5	12	mm
A3	3.5	1.35	12	mm
A4	3.8	1.35	12	mm
A5	3.8	1.05	12	mm

### EIAJ DC Plug

The default code is center positive and straight DC plug. Add N to the code for the center negative plug, add R for the right angle plug, for example E1NR = E1 size DC plug, center negative, with right angle.



Straight Plug

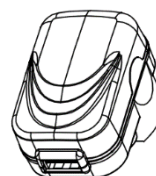


Right Angle Plug

Code	A	B	C	Unit
E1	2.35	0.7	12	mm
E2	4.00	1.7	12	mm
E3	4.75	1.7	12	mm

### USB Socket

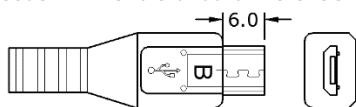
Code "B1" for no DC cord, but USB socket installed in the adaptor's body. In this option, DC cord will be quoted separately when needed.



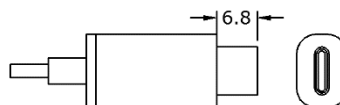
USB Socket

### Micro-USB Plug & Type-C Plug

Code "B2" for a standard Micro-USB plug, or "C1" for a standard Type-C plug.



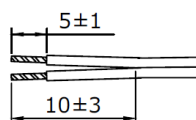
Micro-USB Plug



Type-C Plug

### Stripped & Tinned

Code "S1" for no DC plug, but stripped and tinned DC cord. Please contact us for custom made request.



Stripped & Tinned

Unit: mm

Copyright @ WinkEE Limited. All rights reserved. WinkEE reserves the right to make changes to the product at any time without notice. Information provided by WinkEE is believed to be accurate and reliable. However, no responsibility is assumed by WinkEE for its use, nor for any infringements of patents or other rights of third parties which may result from its use.