

自主封測 品質把控 售後保障

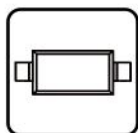
WEB | WWW.TDSEMIC.COM




電源管理




顯示驅動



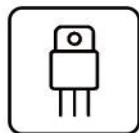
二三極管



LDO穩壓器




觸摸芯片



MOS管




運算放大器



存儲芯片



MCU



串口通信

S8050 J3Y-TD

(0.35)

產品規格說明書

FEATURES:

- ※ Complementary to S8550
- ※ Collector Current: $I_c=300A$

MARKING: J3Y

MAXIMUM RATINGS ($T_a=25^{\circ}C$ unless otherwise noted)

Parameter	Symbol	Value	Unit
Collector-Base Voltage	VCBO	40	V
Collector-Emitter Voltage	VCEO	25	V
Emitter-Base Voltage	VEBO	5	V
Collector Current	IC	300	mA
Collector Power Dissipation	PC	300	mW
Thermal Resistance From Junction To Ambient	R θ JA	417	$^{\circ}C/W$
Junction Temperature	Tj	150	$^{\circ}C$
Storage Temperature	Tstg	-55~+150	$^{\circ}C$

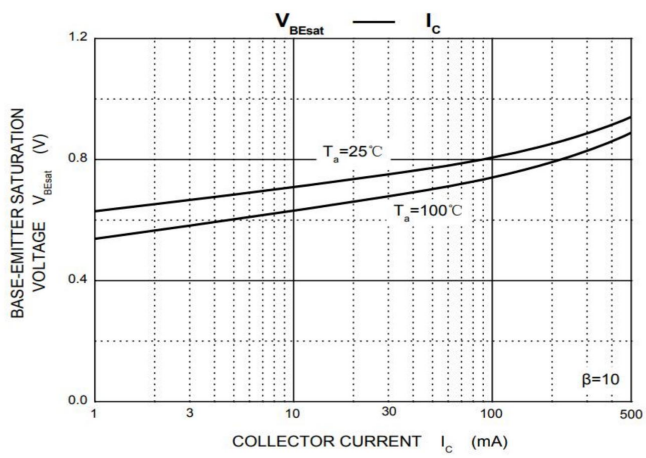
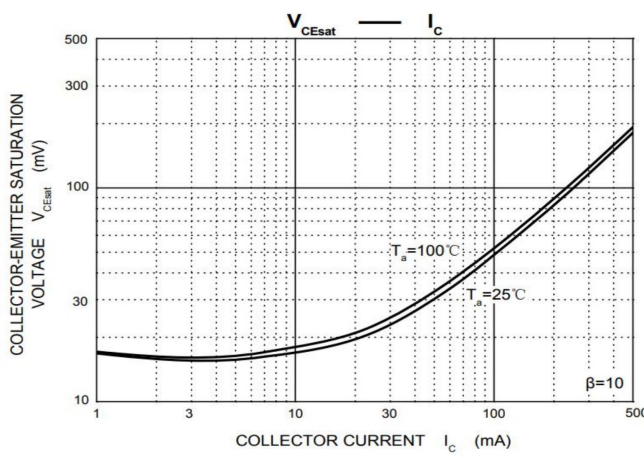
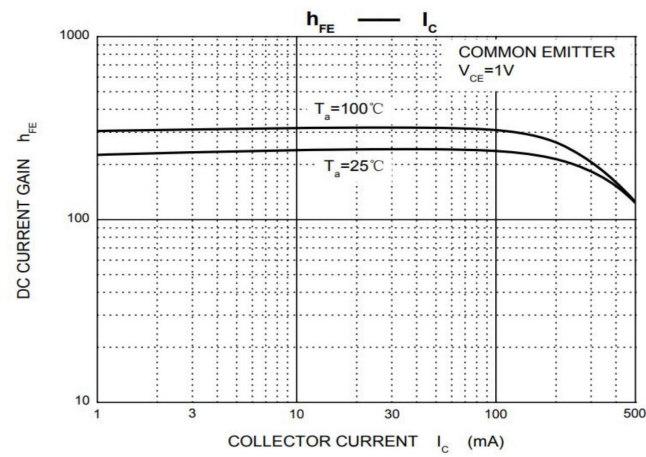
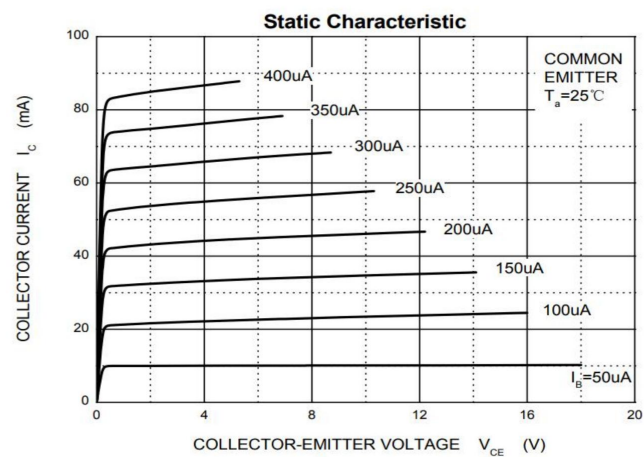
ELECTRICAL CHARACTERISTICS ($T_a=25^{\circ}C$ unless otherwise specified)

Parameter	Symbol	Test Condition	Min	Typ	Max	Unit
Collector-base breakdown voltage	V(BR)CBO	IC= 100 μ A, IE=0	40			V
Collector-emitter breakdown voltage	V(BR)CEO	IC= 1mA, IB=0	25			V
Emitter-base breakdown voltage	V(BR)EBO	IE= 100 μ A, IC=0	5			V
Collector cut-off current	ICBO	VCB= 40 V , IE=0			0.1	μ A
Emitter cut-off current	IEBO	VEB= 5V , IC=0			0.1	μ A
DC current gain	hFE	VCE=1V, IC= 50mA	120		400	
	hFE	VCE=1V, IC= 500mA	50			
Collector-emitter saturation voltage	VCE(sat)	IC=300 mA, IB= 50mA			0.6	V
Base-emitter saturation voltage	VBE(sat)	IC=300 mA, IB= 50mA			1.2	V
Transition frequency	fT	VCE=6V, IC= 20mA f=30MHz	150			MHz

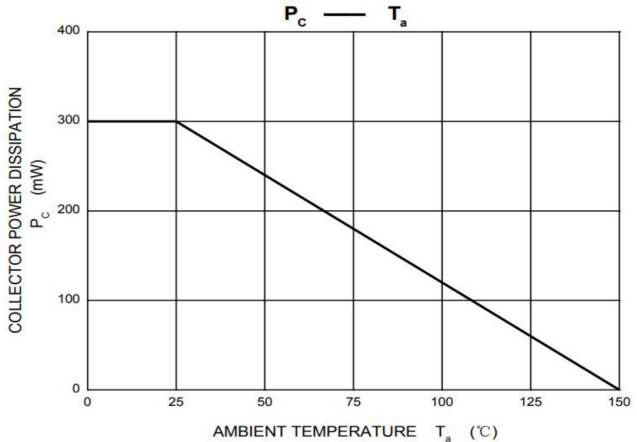
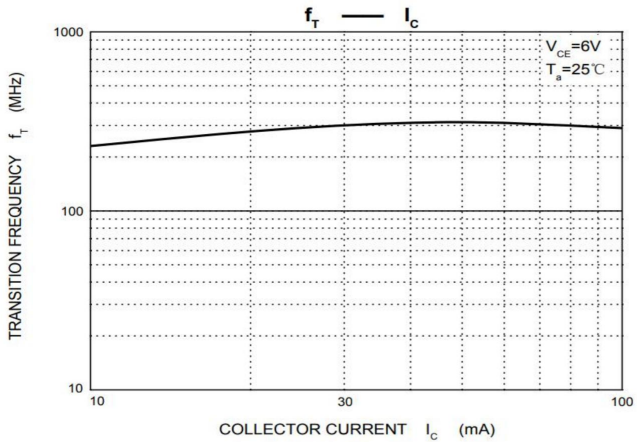
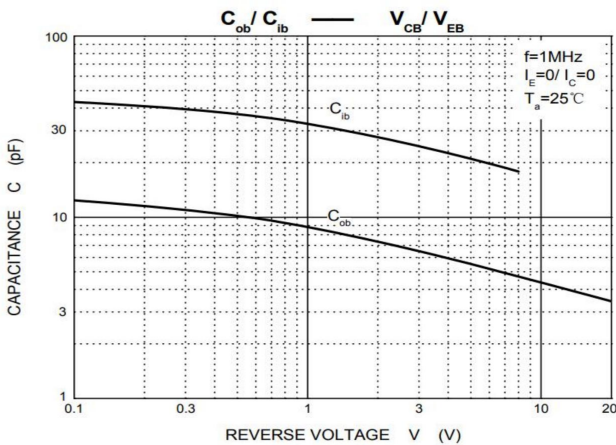
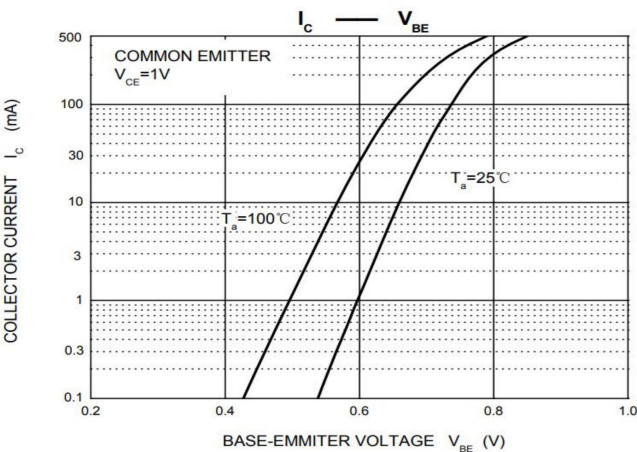
CLASSIFICATION OF hFE

Rank	L	H	J
Range	120-200	200-350	300-400

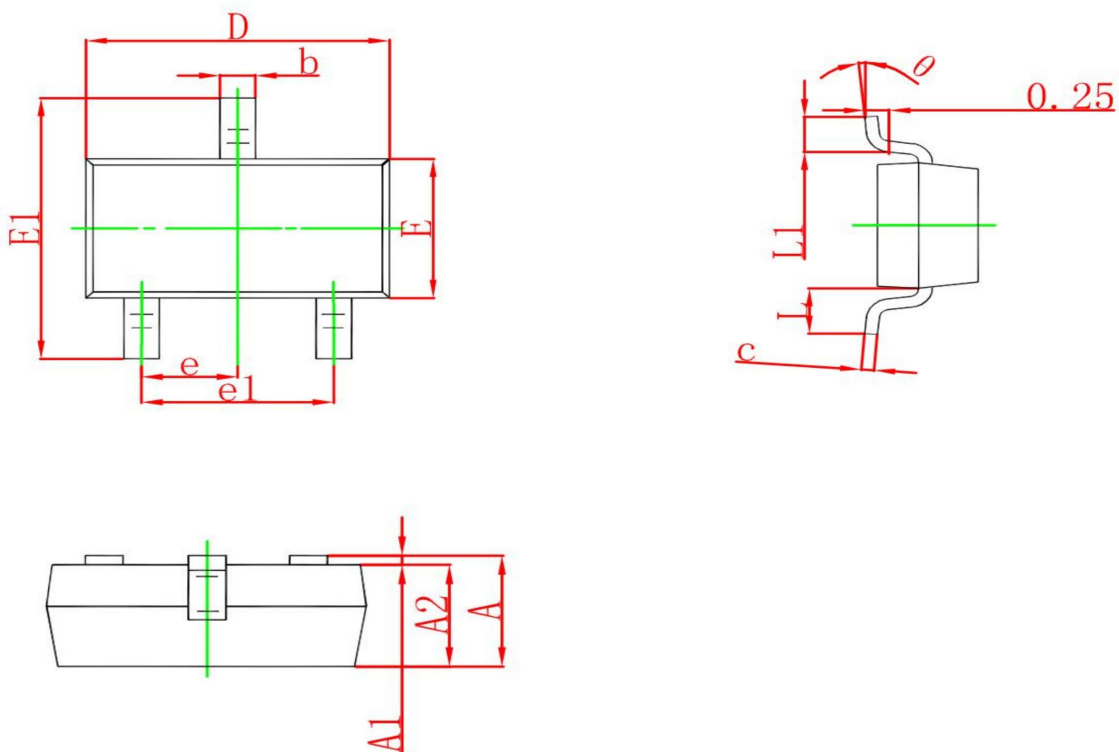
Typical Electrical and Thermal Characteristics



Typical Electrical and Thermal Characteristics



SOT-23 Package Outline Dimesions



S	Dimensions In Millimeters		Dimensions In Inches	
	Min.	Max.	Min.	Max.
A	0.900	1.150	0.035	0.045
A1	0.000	0.100	0.000	0.004
A2	0.900	1.050	0.035	0.041
b	0.300	0.500	0.012	0.020
c	0.080	0.150	0.003	0.006
D	2.800	3.000	0.110	0.118
E	1.200	1.400	0.047	0.055
E1	2.250	2.550	0.089	0.100
e	0.950 TYP		0.037 TYP	
e1	1.800	2.000	0.071	0.079
L	0.550 REF		0.022 REF	
L1	0.300	0.500	0.012	0.020
θ	0°	8°	0°	8°