

自主封測 品質把控 售後保障

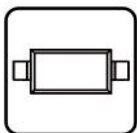
WEB | WWW.TDSEMIC.COM 




電源管理




顯示驅動




二三極管



LDO穩壓器




觸摸芯片



MOS管



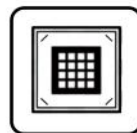
運算放大器



存儲芯片



MCU



串口通信

S9014 J6-TD (0.26)

產品規格說明書

FEATURES:

- ※ Complementary to S9015
- ※ Collector Current: $I_C=100\text{mA}$

MARKING: J6

MAXIMUM RATINGS ($T_a=25^\circ\text{C}$ unless otherwise noted)

Parameter	Symbol	Value	Unit
Collector-Base Voltage	VCBO	50	V
Collector-Emitter Voltage	VCEO	45	V
Emitter-Base Voltage	VEBO	5	V
Collector Current	I_C	100	mA
Collector Power Dissipation	PC	200	mW
Thermal Resistance From Junction To Ambient	$R_{\theta JA}$	625	$^\circ\text{C}/\text{W}$
Junction Temperature	T_j	150	$^\circ\text{C}$
Storage Temperature	Tstg	-55~+150	$^\circ\text{C}$

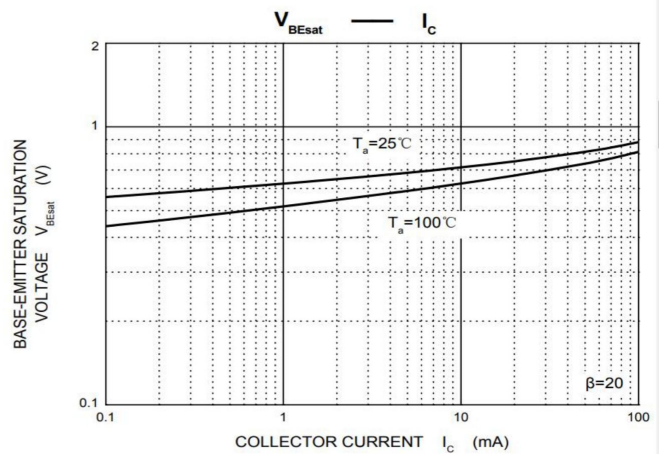
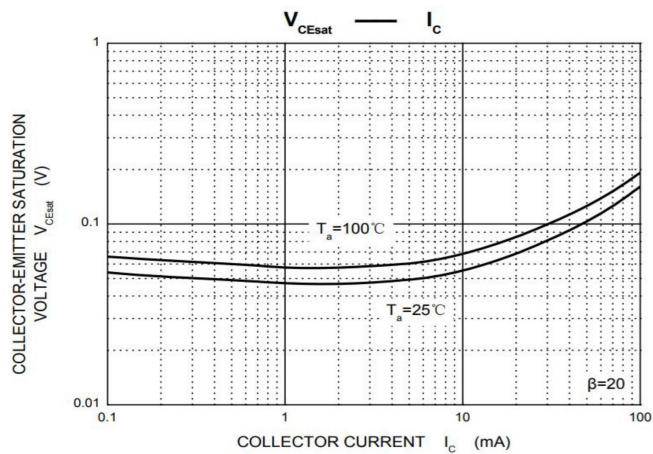
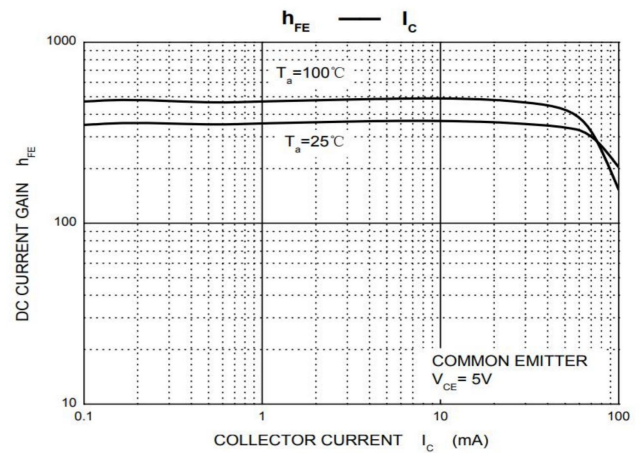
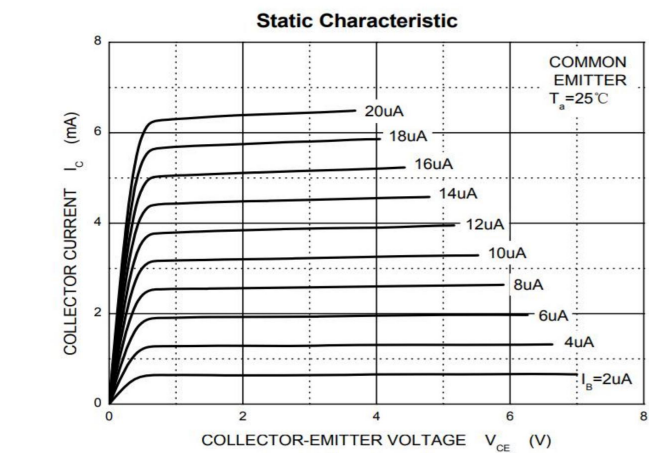
ELECTRICAL CHARACTERISTICS ($T_a=25^\circ\text{C}$ unless otherwise specified)

Parameter	Symbol	Test Condition	Min	Typ	Max	Unit
Collector-base breakdown voltage	$V_{(BR)CBO}$	$I_C=100\mu\text{A}$, $I_E=0$	50			V
Collector-emitter breakdown voltage	$V_{(BR)CEO}$	$I_C=0.1\text{mA}$, $I_B=0$	45			V
Emitter-base breakdown voltage	$V_{(BR)EBO}$	$I_E=100\mu\text{A}$, $I_C=0$	5			V
Collector cut-off current	I_{CBO}	$V_{CB}=50\text{V}$, $I_E=0$			0.1	μA
Emitter cut-off current	I_{EBO}	$V_{EB}=6\text{V}$, $I_C=0$			0.1	μA
DC current gain	hFE	$V_{CE}=5\text{V}$, $I_C=1\text{mA}$	200		1000	
	hFE	$V_{CE}=5\text{V}$, $I_C=10\text{mA}$	100			
Collector-emitter saturation voltage	$V_{CE(sat)}$	$I_C=100\text{mA}$, $I_B=5\text{mA}$			0.3	V
Base-emitter saturation voltage	$V_{BE(sat)}$	$I_C=100\text{mA}$, $I_B=5\text{mA}$			1	V
Transition frequency	fT	$V_{CE}=6\text{V}$, $I_C=20\text{mA}$ f=30MHz	150			MHz

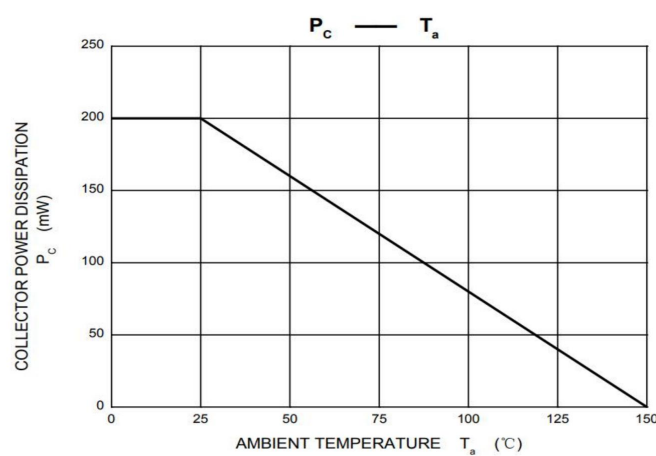
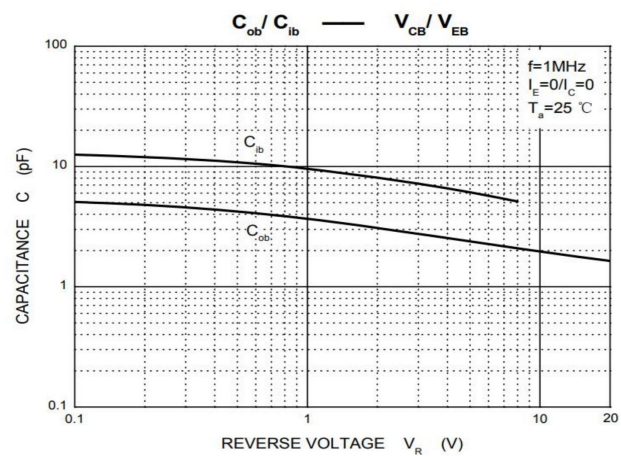
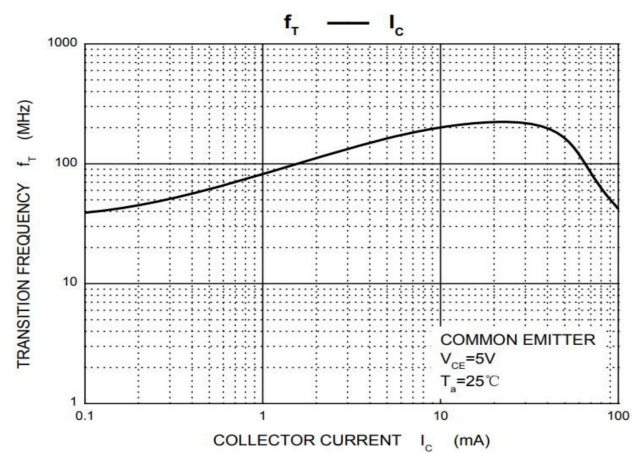
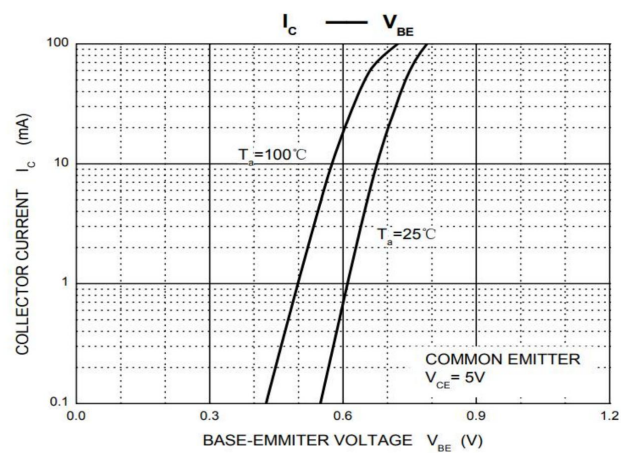
CLASSIFICATION OF hFE

Rank	L	H
Range	200-450	450-1000

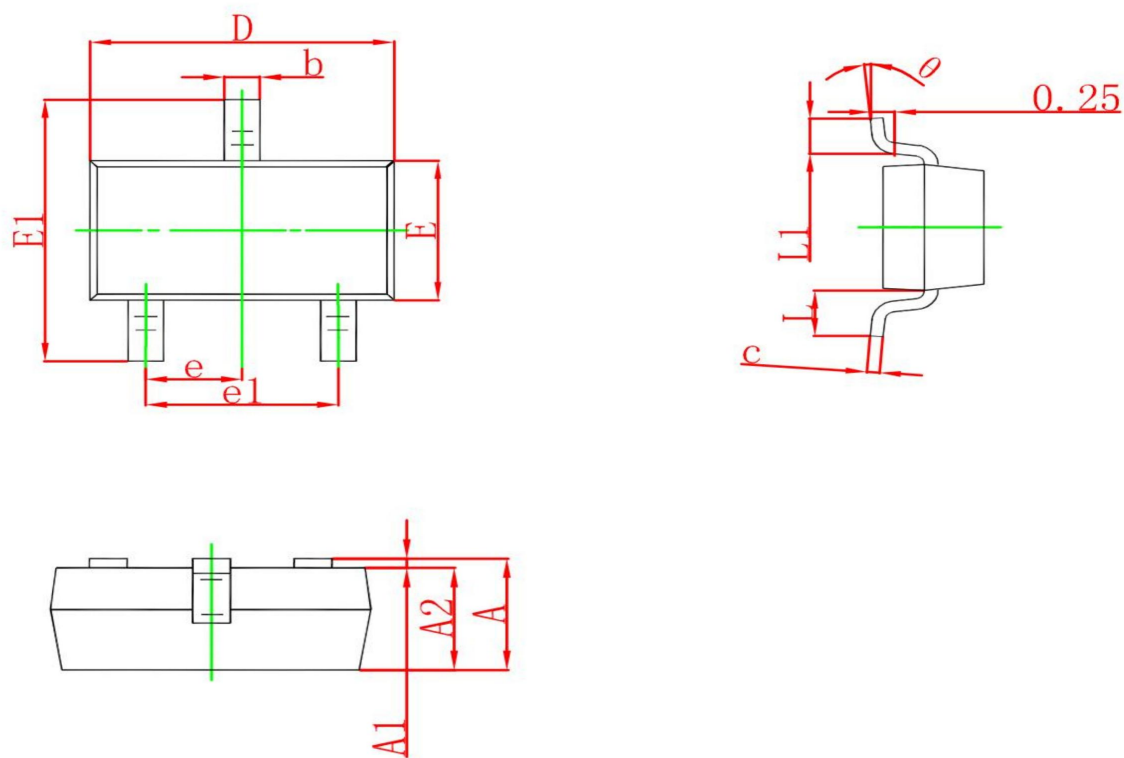
Typical Electrical and Thermal Characteristics



Typical Electrical and Thermal Characteristics



SOT-23 Package Outline Dimesions



A	0.900	1.150	0.035	0.045
A1	0.000	0.100	0.000	0.004
A2	0.900	1.050	0.035	0.041
b	0.300	0.500	0.012	0.020
c	0.080	0.150	0.003	0.006
D	2.800	3.000	0.110	0.118
E	1.200	1.400	0.047	0.055
E1	2.250	2.550	0.089	0.100
e	0.950 TYP		0.037 TYP	
e1	1.800	2.000	0.071	0.079
L	0.550 REF		0.022 REF	
L1	0.300	0.500	0.012	0.020
θ	0°	8°	0°	8°