

自主封測 品質把控 售後保障

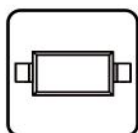
WEB | WWW.TDSEMIC.COM




電源管理




顯示驅動



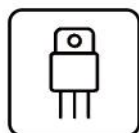
二三極管



LDO穩壓器



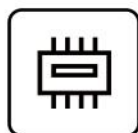
觸摸芯片



MOS管




運算放大器



存儲芯片



MCU



串口通信

S9015 M6-TD (0.26)

產品規格說明書

FEATURES:

- ※ Complementary to S9014
- ※ Collector Current: $I_c=100\text{mA}$

MARKING:M6

MAXIMUM RATINGS ($T_a=25^\circ\text{C}$ unless otherwise noted)

Parameter	Symbol	Value	Unit
Collector-Base Voltage	VCBO	-50	V
Collector-Emitter Voltage	VCEO	-45	V
Emitter-Base Voltage	VEBO	-5	V
Collector Current	IC	-100	mA
Collector Power Dissipation	PC	200	mW
Thermal Resistance From Junction To Ambient	R θ JA	625	$^\circ\text{C}/\text{W}$
Junction Temperature	Tj	150	$^\circ\text{C}$
Storage Temperature	Tstg	-55~+150	$^\circ\text{C}$

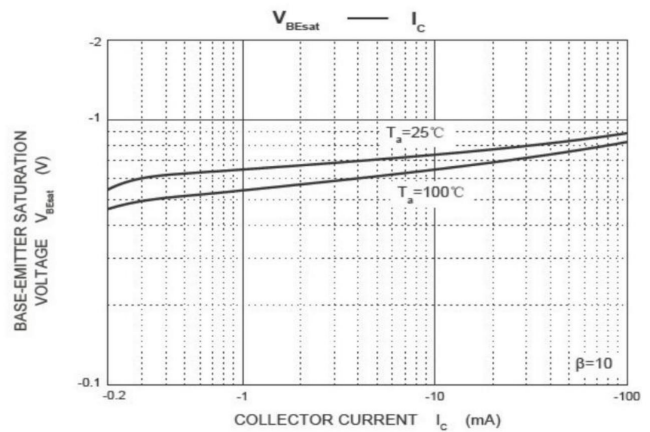
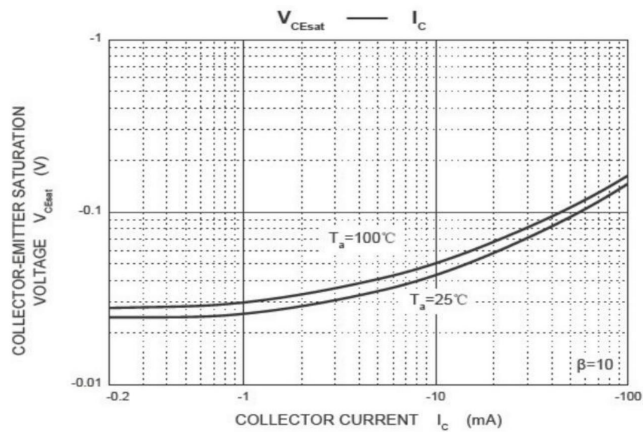
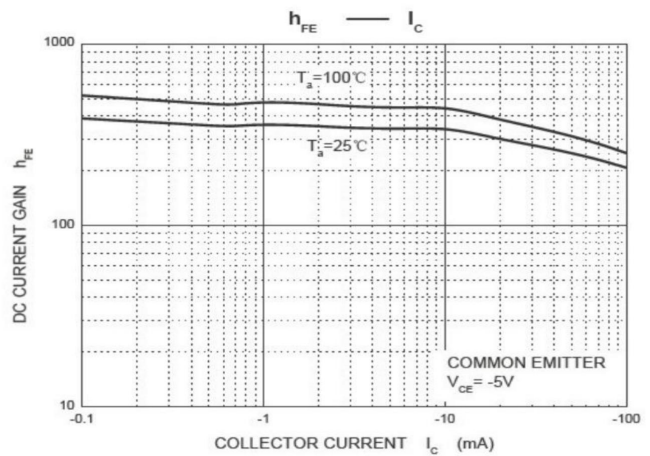
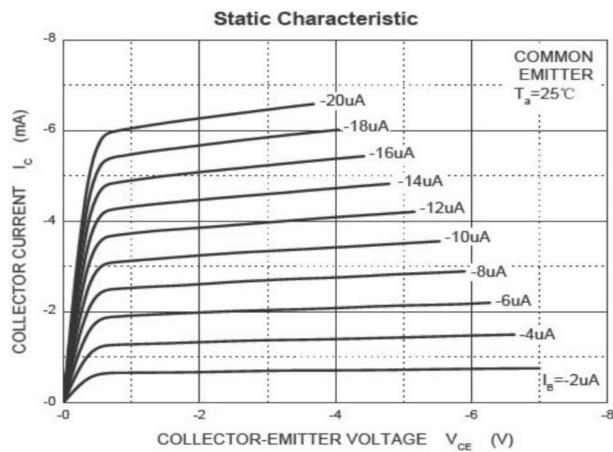
ELECTRICAL CHARACTERISTICS ($T_a=25^\circ\text{C}$ unless otherwise specified)

Parameter	Symbol	Test Condition	Min	Typ	Max	Unit
Collector-base breakdown voltage	V(BR)CBO	IC= -100 μ A, IE=0	-50			V
Collector-emitter breakdown voltage	V(BR)CEO	IC= -0.1mA, IB=0	-45			V
Emitter-base breakdown voltage	V(BR)EBO	IE= -100 μ A, IC=0	-5			V
Collector cut-off current	ICBO	VCB= -50 V , IE=0			-0.1	μ A
Collector cut-off current	ICEO	VCB= -45V , IE=0			-1	μ A
Emitter cut-off current	IEBO	VEB= -5V , IC=0			-0.1	μ A
DC current gain	hFE	VCE=-5V, IC= -1mA	200		1000	
	hFE	VCE=-5V, IC= -10mA	100			
Collector-emitter saturation voltage	VCE(sat)	IC= 100 mA, IB= 10mA			-0.3	V
Base-emitter saturation voltage	VBE(sat)	IC= 100 mA, IB= 10mA			-1	V
Transition frequency	fT	VCE=5V, IC= 10mA f=30MHz	150			MHz

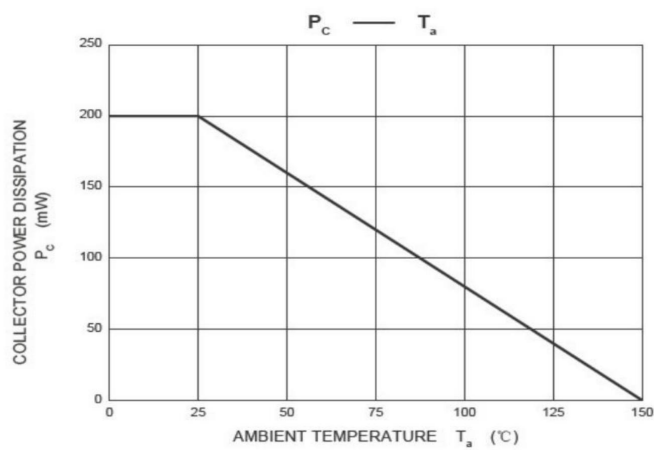
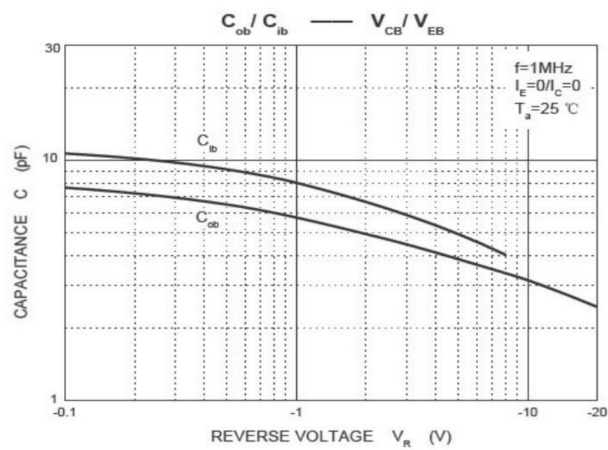
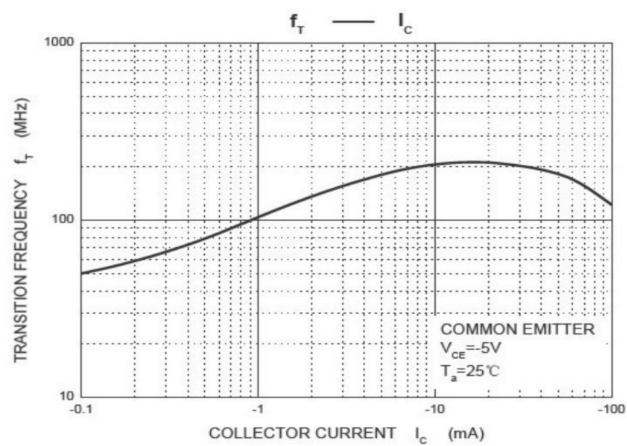
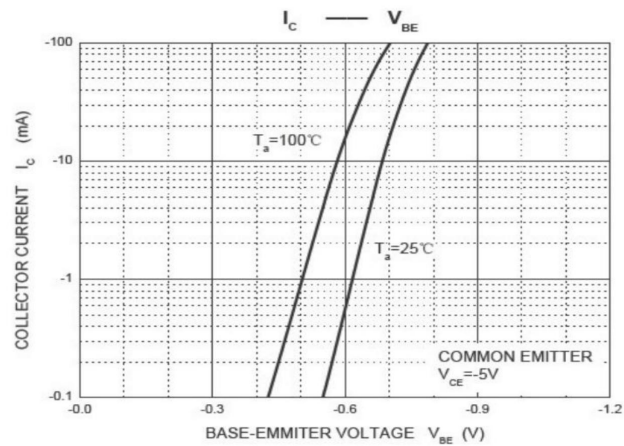
CLASSIFICATION OF hFE

Rank	L	H
Range	200-450	400-1000

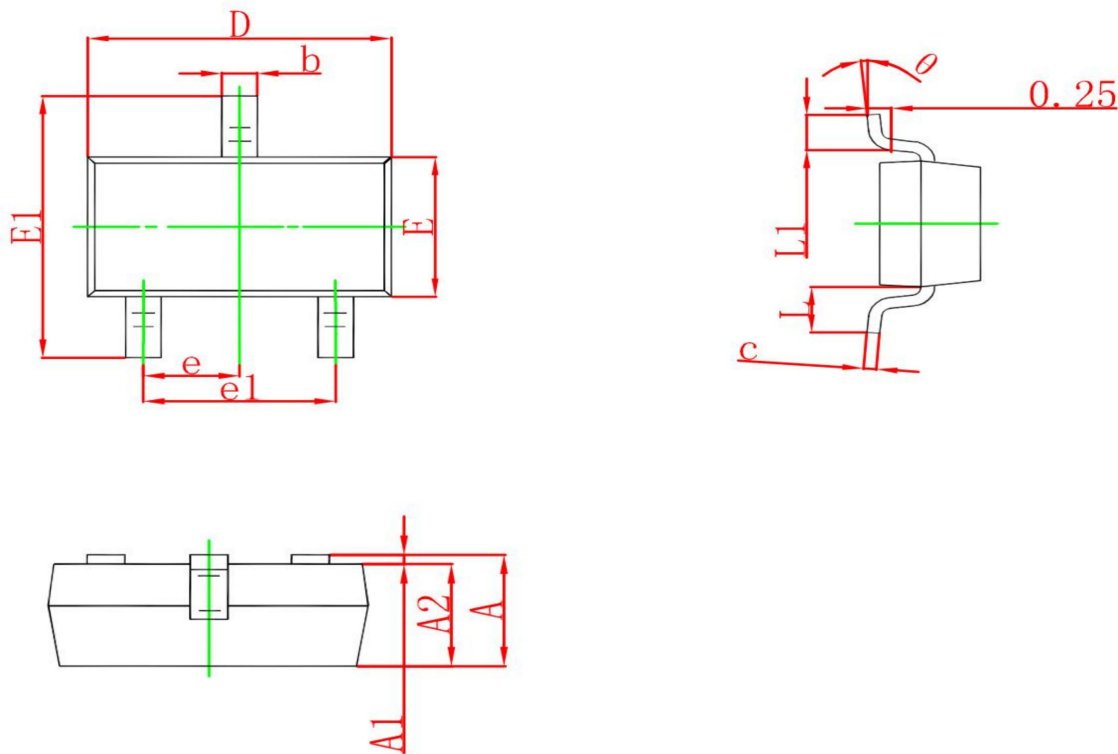
Typical Electrical and Thermal Characteristics



Typical Electrical and Thermal Characteristics



SOT-23 Package Outline Dimesions



Symbol	Dimensions In Millimeters		Dimensions In Inches	
	Min.	Max.	Min.	Max.
A	0.900	1.150	0.035	0.045
A1	0.000	0.100	0.000	0.004
A2	0.900	1.050	0.035	0.041
b	0.300	0.500	0.012	0.020
c	0.080	0.150	0.003	0.006
D	2.800	3.000	0.110	0.118
E	1.200	1.400	0.047	0.055
E1	2.250	2.550	0.089	0.100
e	0.950 TYP		0.037 TYP	
e1	1.800	2.000	0.071	0.079
L	0.550 REF		0.022 REF	
L1	0.300	0.500	0.012	0.020
θ	0°	8°	0°	8°