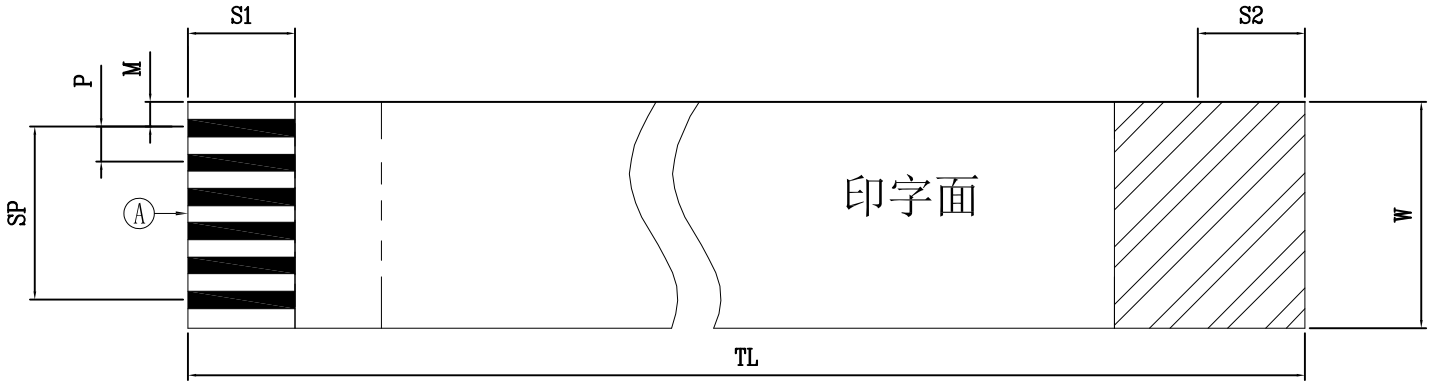

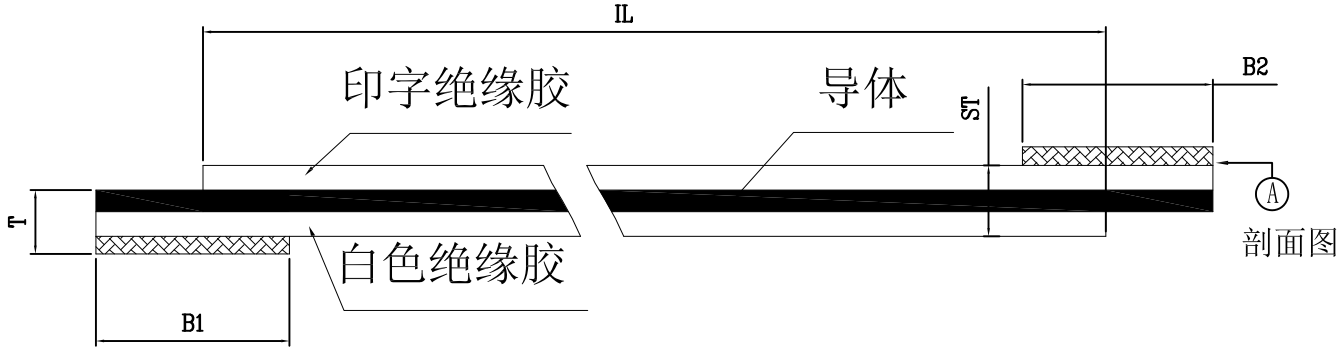

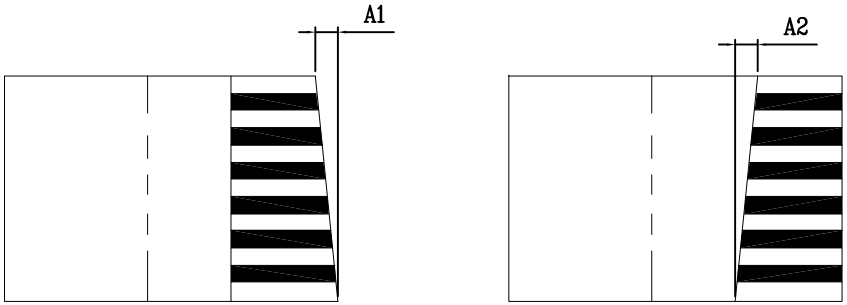

DIMENSION(尺寸)			
NO of conductors(导体数目)	N	10	
Pitch (间距)	▲ P	0.5	±0.05
Span (总间距)	▲ SP	4.5	±0.07
Width (宽度)	▲ W	5.5	±0.08
Margin (边距)	▲ M	0.5	±0.07
	/	/	/
Total length(总长)	▲ TL	200	±2.0
Insulator length(绝缘胶长)	IL	192	/
Insert Thickness(插接端厚度)	T	0.30	±0.05
Suface Thickness(线身厚度)	ST	0.12	±0.05
Strip Length (裸铜长度)	▲ S1	4.00	±0.5
	▲ S2	4.00	±0.5
Supporting Tapelength (补强板长度)	B1	8.00	±1.5
	B2	8.00	±1.5
Strip Slant (线口倾斜)	A1	≤0.3	
Punch Slant (冲孔模斜)	A2	≤0.3	

Material List (辅料清单)			
NO	ITEM(项目)	SPEC(规格)	QTY(数量)
1			
2			
3			
4			
5			
6			

STRUCTURE (构造)				
NO	ITEM(项目)	SPECIFICATION (规格)		REMARK (备注)
1	INSULATION (胶膜)	Printed 印字 (43um)		
		AWM 20706 105C 60V VW-1		
		White 白色 (43um)		/
2	SUPPORTING TAPE (补强板)	Blue 蓝色 (225um)		/
3	CONDUCTOR 导体	Thickness (厚度)	0.035	±0.005
		Width (宽度)	0.3	±0.03
		PLATED (电镀)	Sn (40μ" 锡)	MIN
4	CONDUCTOR 导体镀层	PLATED (电镀)	/	/

MINTRON TECHNOLOGY CO.,LTD.

品名 (TITLE) 0.5X10P-FFC-B 4488 L=200mm		制图 (DR)	Kenny
		校对 (CHKD)	Thomas
料号 (DWG.NO) MTB-DT10-0200N-4/4/8/8		审核 (APPD)	Dawin
比例 (SCALE) 1:1	单位 (UNITS) mm	张数 (SHEET) 1 OF 1	SIZE A4 / REV A

版次	变更内容	申请人	发行日期
1	新图制定	Venn	2025.11.21

一般公差(TOLERANCE)
X. ±.50 .XX ±.10
.X ±.20 .XXX ±.05
ANGLES ±1°