Specification for Approval

Customer	
Product Name	Wire Wound Molded SMD Power Inductors
Customer P/N:	
Cjiang P/N:	FTC Series

[■New Released, □Revised] SPEC No.:

REMARK:		
Customer Approval Feedback		

●深圳市长江微电科技有限公司
SZ CJIANG TECHNOLOGY CO.,LTD
ADD: 11F, International Science and Technology Building, Fuhong Road, Futian District, Shenzhen
FactoryADD:No.5thFloor,ChangJiangWeiDianIndustrialPark,No.24YingbinAvenue,ZhongshanCity,GuangdongProvince
TEL: 0755-82529562 FAX:0755-83977004
http://www.CJIANG.COM.CN
SALES: E-mail: BOND@Cjiang.com.cn; ann@cjiang.com.cn
R&D: E-mail: RD@cjiang.com.cn

Version change history					
Rev	Date	Description	APPROVED	CHECKED	DRAWN
1.0	2022/8/9	文件制定	Bond	Charles	王云燕
2.0	2023/9/20	更改规范	Bond	Charles	王云燕
3.0	2024/6/05	新增系列	Bond	Charles	王云燕
4.0	2024/9/11	修订G尺寸为Typ	Bond	Charles	Roy
5.0	2025/7/1	新增系列	Bond	Charles	Roy
6.0	2025/10/10	新增系列	Bond	Charles	Roy
7.0	2025/11/05	新增系列	Bond	Charles	Roy

Caution :

All products listed in this specification are developed, designed and intended for use in general electronics equipment. The products are not designed or Warranted to meet the requirements of the applications listed below, whose performance and/or quality require especially high reliability, or whose failure, malfunction or trouble might directly cause damage to society, person, or property. Please understand that we are not responsible for any damage or liability caused by use of the products in any of the applications below. Please contact us for more details if you intend to use our products in the following applications.

1. Aircraft equipment.
2. Aerospace equipment.
3. Undersea equipment.
4. nuclear control equipment.
5. military equipment.
6. Power plant equipment.
7. Medical equipment.
8. Transportation equipment (automobiles, trains, ships,etc.)
9. Traffic signal equipment.
10. Disaster prevention / crime prevention equipment.
11. Data-processing equipment.
12. Applications of similar complexity or with reliability requirements comparable to the applications listed in the above.

1. Scope

Featurs

1.1 Metal material for large current and low loss.
1.2 High performance (Isat) realized by metal dust core.
1.3 Low loss realized with low Rdc.
1.4 Closed magnetic circuit design reduces leakage flux.
1.5 Vinyl thermal spray, better surface compactness.
1.6 100% lead (Pb) free meet RoHS standard.



Application

2.1 DC/DC converters.
2.2 Pad,Smartphone.
2.3 Portable gaming devices, Smart wear, Wi-Fi module.
2.4 Notebooks, VR, AR.
2.5 LCD displays, HDDs, DVCs, DSCs, etc.
2.6 Baseband power supply, Amplifier, Power management, Module power supply, Camera power manageme.

2. Ordering Procedure

FTC	2016	10	S	1R0	M	B	C	*
①	②	③	④	⑤	⑥	⑦	⑧	⑨

①Series Name: Mini Molding Power Inductors

②External Dimensions(L×W):2016=2.0*1.6 mm

③External Dimensions(H):10=1.0 mm

④Size Tolerance:S=±0.2mm D=±0.1mm

⑤Inductance value:1R0=1.0uH

⑥Tolerance:K=±10% M=±20% N=±30%

⑦Coating color:B=Black G=Gray

⑧Product type:C=Common

⑨Special define:A=Routine B~Z=Special

For special characteristics, please refer to the specific values in Item 5 "Specifications".

3. SHAPE AND DIMENSIONS

Outline Dimensions

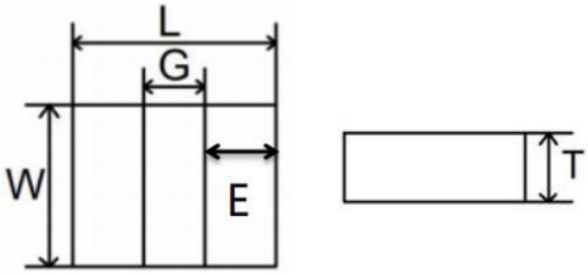

Recommend Land Pattern Dimensions

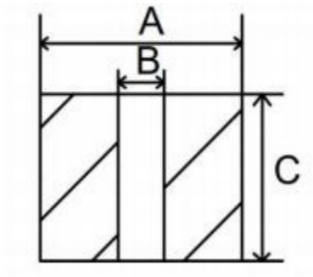

Units:mm

Series	L	G/Typ	W	E	T	A/Typ	B/Typ	C/Typ
FTC100505S	1.0±0.15	0.4	0.5±0.15	0.30±0.2	0.50Max.	1.20	0.30	0.60
FTC100506S	1.0±0.15	0.4	0.5±0.15	0.30±0.2	0.60Max.	1.20	0.30	0.60
FTC100565S	1.0±0.15	0.4	0.5±0.15	0.30±0.2	0.65Max.	1.20	0.30	0.60
FTC100765D	1.0±0.1	0.4	0.7±0.1	0.30±0.2	0.65Max.	1.10	0.30	0.80
FTC100708D	1.0±0.1	0.4	0.7±0.1	0.30±0.2	0.80Max.	1.10	0.30	0.80
FTC121065S	1.2±0.2	0.4	1.0±0.2	0.40±0.2	0.65Max.	1.30	0.30	1.10
FTC160806S	1.6±0.2	0.6	0.8±0.2	0.50±0.2	0.60Max.	1.70	0.50	0.90
FTC160865S	1.6±0.2	0.6	0.8±0.2	0.50±0.2	0.65Max.	1.70	0.50	0.90
FTC160808S	1.6±0.2	0.6	0.8±0.2	0.50±0.2	0.80Max.	1.70	0.50	0.90
FTC141265S	1.4±0.2	0.5	1.2±0.2	0.45±0.2	0.65Max.	1.50	0.40	1.30
FTC141207S	1.4±0.2	0.5	1.2±0.2	0.45±0.2	0.70Max.	1.50	0.40	1.30
FTC141208S	1.4±0.2	0.5	1.2±0.2	0.45±0.2	0.80Max.	1.50	0.40	1.30
FTC201206S	2.0±0.2	0.6	1.2±0.2	0.70±0.2	0.60Max.	2.10	0.50	1.30
FTC201265S	2.0±0.2	0.6	1.2±0.2	0.70±0.2	0.65Max.	2.10	0.50	1.30
FTC201208S	2.0±0.2	0.6	1.2±0.2	0.70±0.2	0.80Max.	2.10	0.50	1.30
FTC201210S	2.0±0.2	0.6	1.2±0.2	0.70±0.2	1.00Max.	2.10	0.50	1.30
FTC201212S	2.0±0.2	0.6	1.2±0.2	0.70±0.2	1.20Max.	2.10	0.50	1.30
FTC201655S	2.0±0.2	0.6	1.6±0.2	0.70±0.2	0.55Max.	2.10	0.50	1.70
FTC201665S	2.0±0.2	0.6	1.6±0.2	0.70±0.2	0.65Max.	2.10	0.50	1.70
FTC201607S	2.0±0.2	0.6	1.6±0.2	0.70±0.2	0.70Max.	2.10	0.50	1.70
FTC201608S	2.0±0.2	0.6	1.6±0.2	0.70±0.2	0.80Max.	2.10	0.50	1.70
FTC201610S	2.0±0.2	0.6	1.6±0.2	0.70±0.2	1.00Max.	2.10	0.50	1.70
FTC201610D	2.0±0.1	0.6	1.6±0.1	0.70±0.2	1.00Max.	2.10	0.50	1.70
FTC201612S	2.0±0.2	0.6	1.6±0.2	0.70±0.2	1.20Max.	2.10	0.50	1.70
FTC252055S	2.5±0.2	0.8	2.0±0.2	0.85±0.2	0.55Max.	2.60	0.70	2.10
FTC252075S	2.5±0.2	0.8	2.0±0.2	0.85±0.2	0.75Max.	2.60	0.70	2.10
FTC252008S	2.5±0.2	0.8	2.0±0.2	0.85±0.2	0.80Max.	2.60	0.70	2.10

FTC252010S	2.5±0.2	0.8	2.0±0.2	0.85±0.2	1.00Max.	2.60	0.70	2.10
FTC252012S	2.5±0.2	0.8	2.0±0.2	0.85±0.2	1.20Max.	2.60	0.70	2.10
FTC322510S	3.2±0.2	1.1	2.5±0.2	1.05±0.2	1.00Max.	3.20	1.00	2.50
FTC322512S	3.2±0.2	1.1	2.5±0.2	1.05±0.2	1.20Max.	3.20	1.00	2.50
FTC322520S	3.2±0.2	1.1	2.5±0.2	1.05±0.2	2.00Max.	3.20	1.00	2.50
FTC303010D	3.0±0.1	1.0	3.0±0.1	1.00±0.2	1.00Max.	3.00	0.90	3.00
FTC303012D	3.0±0.1	1.0	3.0±0.1	1.00±0.2	1.20Max.	3.00	0.90	3.00
FTC303015D	3.0±0.1	1.0	3.0±0.1	1.00±0.2	1.50Max.	3.00	0.90	3.00
FTC303018D	3.0±0.1	1.0	3.0±0.1	1.00±0.2	1.80Max.	3.00	0.90	3.00
FTC303020D	3.0±0.1	1.0	3.0±0.1	1.00±0.2	2.00Max.	3.00	0.90	3.00
FTC404008S	4.1±0.2	1.4	4.1±0.2	1.35±0.2	0.80Max.	4.10	1.30	4.10
FTC404010S	4.1±0.2	1.4	4.1±0.2	1.35±0.2	1.00Max.	4.10	1.30	4.10
FTC404012S	4.1±0.2	1.4	4.1±0.2	1.35±0.2	1.20Max.	4.10	1.30	4.10
FTC404015S	4.1±0.2	1.4	4.1±0.2	1.35±0.2	1.50Max.	4.10	1.30	4.10
FTC404020S	4.1±0.2	1.4	4.1±0.2	1.35±0.2	2.00Max.	4.10	1.30	4.10
FTC404030S	4.1±0.2	1.4	4.1±0.2	1.35±0.2	3.00Max.	4.10	1.30	4.10

4. Marking

No Marking

5. Specifications

1>1005 Series

FTC100505(1.0*0.5*0.50mm)

P/N	L0(μH) @(0A) 1MHz	Rdc(mΩ)		Heat rating current Irms(A)		Saturation current Isat(A)	
		Typical	Max	Typical	Max	Typical	Max
FTC100505SR47MBCA	0.47	190	220	1.3	1.2	1.5	1.3

FTC100506(1.0*0.5*0.60mm)

P/N	L0(μH) @(0A) 1MHz	Rdc(mΩ)		Heat rating current Irms(A)		Saturation current Isat(A)	
		Typical	Max	Typical	Max	Typical	Max
FTC100506SR47MBCA	0.47	160	190	1.5	1.4	1.65	1.55
FTC100506S1R0MBCA	1.0	280	320	1.0	0.8	1.15	1.05
FTC100506S1R0MBCD	1.0	270	300	1.0	0.8	1.15	1.05

FTC100565(1.0*0.5*0.65mm)

P/N	L0(μH) @(0A) 1MHz	Rdc(mΩ)		Heat rating current Irms(A)		Saturation current Isat(A)	
		Typical	Max	Typical	Max	Typical	Max
FTC100565SR47MBCA	0.47	150	175	1.7	1.6	1.85	1.75

2>1007 Series

FTC100765(1.0*0.7*0.65mm)

P/N	L0(μH)	Rdc(mΩ)	Heat rating current Irms(A)	Saturation current Isat(A)

	@(0A) 1MHz	Typical	Max	Typical	Max	Typical	Max
FTC100765D1R5MBCA	1.5	400	500	0.4	0.3	1.1	0.9
FTC100765D2R6MGCA	2.6	750	900	0.55	0.4	1.0	0.8

FTC100708(1.0*0.7*0.8mm)

P/N	L0(μH) @(0A) 1MHz	Rdc(mΩ)		Heat rating current Irms(A)		Saturation current Isat(A)	
		Typical	Max	Typical	Max	Typical	Max
FTC100708D2R2MBCA	2.2	425	480	1.0	0.9	1.15	1.05

3>1210 Series
FTC121065(1.2*1.0*0.65mm)

P/N	L0(μH) @(0A) 1MHz	Rdc(mΩ)		Heat rating current Irms(A)		Saturation current Isat(A)	
		Typical	Max	Typical	Max	Typical	Max
FTC121065S2R2MBCA	2.2	280	340	1.0	0.9	1.3	1.2

FTC121008(1.2*1.0*0.80mm)

P/N	L0(μH) @(0A) 1MHz	Rdc(mΩ)		Heat rating current Irms(A)		Saturation current Isat(A)	
		Typical	Max	Typical	Max	Typical	Max
FTC121008S4R7MBCA	4.7	600	680	0.7	0.6	1.0	0.9

4>1608 Series
FTC160806(1.6*0.8*0.60mm)

P/N	L0(μH) @(0A) 1MHz	Rdc(mΩ)		Heat rating current Irms(A)		Saturation current Isat(A)	
		Typical	Max	Typical	Max	Typical	Max
FTC160806SR10MGCA	0.10	16.5	20	6.5	6.0	6.5	6.0

FTC160865(1.6*0.8*0.65mm)

P/N	L0(μH) @(0A) 1MHz	Rdc(mΩ)		Heat rating current Irms(A)		Saturation current Isat(A)	
		Typical	Max	Typical	Max	Typical	Max
FTC160865SR22MGCA	0.22	35	43	4.0	3.5	5.0	4.5
FTC160865SR47MGCA	0.47	66	82	2.3	2.0	3.3	3.0
FTC160865SR47MGCD	0.47	65	78	3.0	2.5	3.5	3.2
FTC160865S1R0MGCA	1.0	180	200	1.8	1.5	2.4	2.0
FTC160865S1R0MGCD	1.0	140	160	2.2	1.8	2.2	2.0
FTC160865S2R2MBCA	2.2	390	430	1.3	1.1	1.6	1.3

FTC160807(1.6*0.8*0.70mm)

P/N	L0(μH) @(0A) 1MHz	Rdc(mΩ)		Heat rating current Irms(A)		Saturation current Isat(A)	
		Typical	Max	Typical	Max	Typical	Max
FTC160807S150MBCA	15.0	2400	2800	0.45	0.35	0.6	0.5

FTC160808(1.6*0.8*0.8mm)

P/N	L0(μH) @(0A) 1MHz	Rdc(mΩ)		Heat rating current Irms(A)		Saturation current Isat(A)	
		Typical	Max	Typical	Max	Typical	Max
FTC160808SR18MBCA	0.18	17	21	5.8	5.2	6.0	5.5
FTC160808SR22MBCA	0.22	33	40	3.4	3.0	5.5	5.0
FTC160808SR24MBCA	0.24	34	41	3.3	2.9	5.3	4.8
FTC160808SR24MBCD	0.24	22	26	3.9	3.5	4.9	4.4
FTC160808SR24MBCB	0.24	20	24	5.5	5.0	5.3	4.8
FTC160808SR33MBCA	0.33	30	35	4.7	4.3	4.7	4.4
FTC160808SR47MBCA	0.47	80	100	2.6	2.3	4.1	3.7
FTC160808SR47MBCD	0.47	36	43	4.2	4.0	4.0	3.5
FTC160808SR56MBCA	0.56	85	110	2.2	1.9	4.0	3.5
FTC160808SR56MBCD	0.56	51	63	2.5	2.2	3.0	2.7
FTC160808SR68MBCA	0.68	110	130	2.1	1.9	3.3	3.0
FTC160808S1R0MBCA	1.0	180	200	2.1	1.8	3.0	2.6
FTC160808S1R0MGCD	1.0	105	115	2.1	1.8	2.3	2.1
FTC160808S1R0MGCB	1.0	105	115	2.1	1.8	2.5	2.2
FTC160808S1R5MBCA	1.5	240	285	1.7	1.4	2.4	2.0
FTC160808S2R2MGCA	2.2	220	260	1.4	1.2	1.5	1.3
FTC160808S2R2MBCA	2.2	220	260	1.4	1.2	1.5	1.3
FTC160808S2R2MBCB	2.2	220	260	1.4	1.2	1.7	1.6
FTC160808S3R3MBCA	3.3	500	600	1.0	0.9	1.4	1.2
FTC160808S4R7MBCA	4.7	585	700	1.0	0.8	1.2	1.0
FTC160808S100MBCA	10.0	1450	1600	0.5	0.45	0.8	0.7

5>1412 Series

FTC141265(1.4*1.2*0.65mm)

P/N	L0(μH) @(0A) 1MHz	Rdc(mΩ)		Heat rating current Irms(A)		Saturation current Isat(A)	
		Typical	Max	Typical	Max	Typical	Max
FTC141265SR10MBCA	0.10	13.5	16.5	6.5	6.0	7.0	6.5
FTC141265SR15MBCA	0.15	16	19.5	5.9	5.4	6.0	5.5
FTC141265SR24MBCA	0.24	23	27	6.5	6.0	5.5	5.0
FTC141265SR33MBCA	0.33	26	32	4.4	4.2	4.4	4.0
FTC141265SR33MGCA	0.33	26	32	4.4	4.2	4.4	4.0
FTC141265SR47MBCA	0.47	37	45	3.0	2.7	3.4	3.0
FTC141265SR47MGCA	0.47	37	45	3.0	2.7	3.4	3.0
FTC141265SR47MGCB	0.47	35	38	3.5	3.2	4.0	3.6

FTC141207(1.4*1.2*0.7mm)

P/N	L0(μH) @(0A) 1MHz	Rdc(mΩ)		Heat rating current Irms(A)		Saturation current Isat(A)	
		Typical	Max	Typical	Max	Typical	Max
FTC141207SR24MBCA	0.24	22	28	4.0	3.6	4.6	4.3
FTC141207SR47MBCA	0.47	34	38	3.8	3.3	3.8	3.5

FTC141208(1.4*1.2*0.8mm)

P/N	L0(μH) @(0A) 1MHz	Rdc(mΩ)		Heat rating current Irms(A)		Saturation current Isat(A)	
		Typical	Max	Typical	Max	Typical	Max
FTC141208SR10MBCA	0.10	11.5	14.0	8.0	7.5	8.5	8.0
FTC141208SR24MBCA	0.24	22	27	4.1	3.7	6.0	5.7
FTC141208SR24MBCD	0.24	21	24	6.6	6.0	7.2	6.5
FTC141208SR33MBCA	0.33	23	28	4.0	3.5	5.3	5.0
FTC141208SR33MGCA	0.33	23	28	4.0	3.5	5.3	5.0
FTC141208SR47MBCA	0.47	29	35	3.8	3.3	4.6	4.2
FTC141208SR47MGCA	0.47	29	35	3.8	3.3	4.6	4.2
FTC141208SR47MBCD	0.47	29	32	3.8	3.3	4.6	4.2
FTC141208SR47MBCF	0.47	27	29	4.2	4.0	4.7	4.5
FTC141208SR68MBCA	0.68	51	57	3.5	3.0	3.5	3.2
FTC141208S1R0MBCA	1.0	65	77	3.0	2.5	3.0	2.5
FTC141208S2R2MBCA	2.2	200	225	2.0	1.8	1.9	1.7
FTC141208S3R3MBCA	3.3	30	35	5.3	4.8	8.5	7.5
FTC141208S4R7MBCA	4.7	465	530	1.1	1.0	1.3	1.2

6>2012 Series
FTC201206(2.0*1.2*0.60mm)

P/N	L0(μH) @(0A) 1MHz	Rdc(mΩ)		Heat rating current Irms(A)		Saturation current Isat(A)	
		Typical	Max	Typical	Max	Typical	Max
FTC201206SR11MGCA	0.11	12.5	15.0	7.5	7.0	5.2	4.8
FTC201206SR47MBCA	0.47	39	47	3.4	3.1	3.5	3.2

FTC201265(2.0*1.2*0.65mm)

P/N	L0(μH) @(0A) 1MHz	Rdc(mΩ)		Heat rating current Irms(A)		Saturation current Isat(A)	
		Typical	Max	Typical	Max	Typical	Max
FTC201265SR15MBCA	0.15	12	14	5.8	5.5	6.1	5.8
FTC201265SR24MBCA	0.24	17	20	4.8	4.5	5.1	4.8
FTC201265SR33MBCA	0.33	30	35	4.3	4.0	4.6	4.3
FTC201265SR47MBCA	0.47	37	44	3.8	3.5	4.1	3.8
FTC201265SR47MBCB	0.47	37	44	3.8	3.5	4.2	4.0
FTC201265SR68MBCA	0.68	50	60	3.3	3.0	3.5	3.2
FTC201265S1R0MBCA	1.0	78	86	2.6	2.3	2.8	2.5
FTC201265S1R5MBCA	1.5	115	135	2.1	1.8	2.3	2.0
FTC201265S2R2MBCA	2.2	215	230	1.7	1.4	1.8	1.5
FTC201265S2R2MBCD	2.2	175	210	1.4	1.3	1.4	1.3
FTC201265S2R2MBCF	2.2	175	200	1.8	1.5	1.9	1.6
FTC201265S4R7MBCA	4.7	470	530	1.1	0.9	1.2	1.0
FTC201265S100MBCA	10.0	1300	1500	0.6	0.5	0.8	0.6

FTC201208(2.0*1.2*0.8mm)

P/N	L0(μH) @(0A) 1MHz	Rdc(mΩ)		Heat rating current Irms(A)		Saturation current Isat(A)	
		Typical	Max	Typical	Max	Typical	Max
FTC201208SR11MBCA	0.11	10	12	7.0	6.5	9.5	9.0
FTC201208SR15MBCA	0.15	11	13	6.8	6.3	7.5	7.0
FTC201208SR24MBCA	0.24	18	23	6.5	5.9	6.5	6.0
FTC201208SR24MGCA	0.24	18	23	6.5	5.9	6.5	6.0
FTC201208SR24MGCB	0.24	17	20	6.5	5.9	7.0	6.6
FTC201208SR24MBCF	0.24	16	18	7.0	6.5	7.2	7.0
FTC201208SR33MBCA	0.33	33	45	4.3	4.0	5.2	4.8
FTC201208SR33MBCD	0.33	20	24	5.8	5.2	6.0	5.4
FTC201208SR47MBCA	0.47	34	50	3.5	3.3	5.0	4.6
FTC201208SR47MGCA	0.47	34	50	3.5	3.3	5.0	4.6
FTC201208SR47MBCD	0.47	24	28	4.7	4.5	5.2	4.8
FTC201208SR68MBCA	0.68	50	60	3.7	3.3	4.2	3.7
FTC201208S1R0MBCA	1.0	55	70	3.3	2.9	4.0	3.5
FTC201208S1R0MBCD	1.0	48	55	3.2	2.8	3.2	2.8
FTC201208S1R0MGCD	1.0	48	55	3.2	2.8	3.2	2.8
FTC201208S1R5MBCA	1.5	118	135	2.2	1.9	3.0	2.5
FTC201208S2R2MBCA	2.2	160	185	2.2	1.8	2.6	2.3
FTC201208S2R2MBCD	2.2	90	115	1.7	1.3	2.1	1.9
FTC201208S2R2MBCB	2.2	130	156	1.8	1.6	2.2	2.0
FTC201208S2R2MBCF	2.2	120	130	2.0	1.8	2.1	1.9
FTC201208S3R3MBCA	3.3	253	300	1.8	1.5	1.9	1.6
FTC201208S4R7MBCA	4.7	285	325	1.7	1.5	1.6	1.4
FTC201208S6R8MBCA	6.8	460	530	1.1	1.0	1.3	1.1
FTC201208S100MBCA	10.0	700	800	0.8	0.7	0.9	0.8

FTC201210(2.0*1.2*1.0mm)

P/N	L0(μH) @(0A) 1MHz	Rdc(mΩ)		Heat rating current Irms(A)		Saturation current Isat(A)	
		Typical	Max	Typical	Max	Typical	Max
FTC201210SR10MBCA	0.1	8.0	13	7.5	7.0	8.5	8.0
FTC201210SR11MBCA	0.11	7.0	8.5	10.0	9.5	14.1	12.0
FTC201210SR22MBCA	0.22	16	22	7.1	6.5	7.3	6.8
FTC201210SR24MBCA	0.24	17	23	7.0	6.4	7.2	6.7
FTC201210SR24MGCD	0.24	13	17	7.0	6.4	7.2	6.7
FTC201210SR24MGCB	0.24	11.5	14	9.0	8.0	7.3	6.7
FTC201210SR33MBCA	0.33	24	32	5.5	5.0	6.5	6.0
FTC201210SR33MGCB	0.33	14	16	5.7	5.2	6.7	6.3
FTC201210SR47MBCA	0.47	29	36	4.7	4.3	5.5	5.0
FTC201210SR47MGCB	0.47	22	26	5.0	4.5	6.0	5.5
FTC201210SR47MBCD	0.47	18	20	7.0	6.5	6.0	5.5
FTC201210SR56MBCA	0.56	26	31	5.3	4.7	5.2	4.8
FTC201210SR68MBCA	0.68	37	43	4.3	4.0	5.0	4.5
FTC201210S1R0MBCA	1.0	55	63	3.9	3.5	4.0	3.5
FTC201210S1R0MBCD	1.0	50	55	4.0	3.5	4.0	3.5
FTC201210S1R0MBCB	1.0	50	55	4.0	3.5	4.0	3.6
FTC201210S1R2MBCA	1.2	65	75	3.2	2.9	3.3	3.0
FTC201210S1R5MBCA	1.5	76	85	3.1	2.6	3.2	2.7
FTC201210S2R2MBCA	2.2	135	150	2.0	1.7	2.7	2.4
FTC201210S2R2MBCD	2.2	125	145	2.2	2.0	2.7	2.4
FTC201210S3R3MBCA	3.3	210	260	1.8	1.5	2.2	1.8
FTC201210S4R7MBCA	4.7	275	300	1.6	1.4	1.8	1.6
FTC201210S6R8MBCA	6.8	440	520	1.5	1.3	1.45	1.2
FTC201210S100MBCA	10.0	600	660	1.1	1.0	1.2	1.0

FTC201212(2.0*1.2*1.2mm)

P/N	L0(μH) @(0A) 1MHz	Rdc(mΩ)		Heat rating current Irms(A)		Saturation current Isat(A)	
		Typical	Max	Typical	Max	Typical	Max
FTC201212SR10MBCA	0.10	5.4	6.0	12	11	12.0	11.5
FTC201212SR11MBCA	0.11	5.5	6.2	12	11	12.0	11.0
FTC201212SR11MBCD	0.11	5.0	5.8	12	11	12.0	11.0
FTC201212SR24MBCA	0.24	13	16	7.5	7.0	9.0	8.5
FTC201212SR24MBCD	0.24	13	15	7.7	7.2	9.0	8.5
FTC201212SR33MBCA	0.33	17	20.5	6.3	5.8	6.5	6.0
FTC201212SR47MBCA	0.47	20	23.5	6.0	5.5	5.5	5.0
FTC201212SR47MBCD	0.47	20	22	6.2	5.7	5.5	5.0
FTC201212SR68MBCA	0.68	26	32	4.8	4.4	5.2	4.5
FTC201212S1R0MBCA	1.0	40	48	3.9	3.5	4.0	3.6
FTC201212S1R5MBCA	1.5	70	80	3.0	2.7	3.3	3.0
FTC201212S2R2MBCA	2.2	115	130	2.5	2.3	2.8	2.4
FTC201212S3R3MBCA	3.3	180	210	1.8	1.6	2.0	1.8
FTC201212S100MBCA	10.0	440	500	1.2	1.1	1.4	1.2

7>2016 Series
FTC201655(2.0*1.6*0.55mm)

P/N	L0(μH) @(0A) 1MHz	Rdc(mΩ)		Heat rating current Irms(A)		Saturation current Isat(A)	
		Typical	Max	Typical	Max	Typical	Max
FTC201655SR33MBCA	0.33	34	41	4.0	3.5	4.0	3.5
FTC201655SR47MBCA	0.47	44	53	3.5	3.0	3.5	3.0
FTC201655S2R2MBCA	2.2	185	210	1.5	1.3	1.6	1.4

FTC201606(2.0*1.6*0.60mm)

P/N	L0(μH) @(0A) 1MHz	Rdc(mΩ)		Heat rating current Irms(A)		Saturation current Isat(A)	
		Typical	Max	Typical	Max	Typical	Max
FTC201606S2R2MBCA	2.2	155	180	1.8	1.6	1.9	1.7
FTC201606S4R7MBCA	4.7	370	425	1.3	1.1	1.4	1.2

FTC201665(2.0*1.6*0.65mm)

P/N	L0(μH) @(0A) 1MHz	Rdc(mΩ)		Heat rating current Irms(A)		Saturation current Isat(A)	
		Typical	Max	Typical	Max	Typical	Max
FTC201665SR47MBCA	0.47	33	40	5.0	4.5	4.4	4.0
FTC201665SR68MBCA	0.68	42	50	4.0	3.5	3.4	3.1
FTC201665S1R0MBCA	1.0	58	70	3.5	3.0	3.0	2.7
FTC201665S2R2MBCA	2.2	145	170	2.8	2.6	2.2	2.0
FTC201665S4R7MBCA	4.7	365	420	1.4	1.2	1.5	1.3
FTC201665S100MBCA	10.0	1000	1150	0.8	0.7	0.9	0.8

FTC201607(2.0*1.6*0.70mm)

P/N	L0(μH) @(0A) 1MHz	Rdc(mΩ)		Heat rating current Irms(A)		Saturation current Isat(A)	
		Typical	Max	Typical	Max	Typical	Max
FTC201607S2R2MBCA	2.2	150	175	2.1	1.8	2.3	2.0

FTC201608(2.0*1.6*0.8mm)

P/N	L0(μH) @(0A) 1MHz	Rdc(mΩ)		Heat rating current Irms(A)		Saturation current Isat(A)	
		Typical	Max	Typical	Max	Typical	Max
FTC201608SR22MBCA	0.22	14	19	6.6	5.9	6.1	5.6
FTC201608SR24MBCA	0.24	14	20	6.5	5.8	6.0	5.5
FTC201608SR33MBCA	0.33	18	24	5.5	4.8	5.8	5.3
FTC201608SR47MBCA	0.47	24	27	5.5	5.2	5.5	5.0
FTC201608SR47MGCA	0.47	24	27	5.5	5.2	5.5	5.0
FTC201608SR68MBCA	0.68	39	44	3.8	3.5	4.6	4.2
FTC201608S1R0MBCA	1.0	53	60	3.6	3.3	3.3	3.1
FTC201608S1R0MGCD	1.0	45	52	3.6	3.3	3.8	3.5
FTC201608S1R5MBCA	1.5	73	85	3.1	2.8	3.0	2.8
FTC201608D2R2MBCA	2.2	150	180	2.3	2.1	2.4	2.2
FTC201608S2R2MBCA	2.2	123	140	2.2	2.0	2.5	2.3
FTC201608S3R3MBCA	3.3	200	220	1.8	1.5	2.1	1.8
FTC201608S4R7MBCA	4.7	260	290	1.6	1.4	1.7	1.5
FTC201608D4R7MBCA	4.7	270	325	1.4	1.2	1.5	1.3
FTC201608S6R8MBCA	6.8	360	405	1.4	1.2	1.4	1.3
FTC201608D100MBCA	10.0	800	900	1.0	0.9	0.9	0.8
FTC201608S100MBCA	10.0	690	800	1.0	0.9	1.0	0.9

FTC201610(2.0*1.6*1.0mm)

P/N	L0(μH) @(0A) 1MHz	Rdc(mΩ)		Heat rating current Irms(A)		Saturation current Isat(A)	
		Typical	Max	Typical	Max	Typical	Max
FTC201610SR10MBCA	0.10	7.0	12	8.5	8.0	9.0	8.4
FTC201610SR11MBCA	0.11	7.5	13	8.0	7.5	8.9	8.2
FTC201610SR15MBCA	0.15	8.0	14	7.6	7.0	8.7	8.0
FTC201610SR22MBCA	0.22	11	18	6.9	6.3	8.2	7.5
FTC201610SR22MBCD	0.22	11	13	6.9	6.3	8.2	7.5
FTC201610SR24MBCA	0.24	12	19	6.8	6.2	8.0	7.4
FTC201610SR24MBCD	0.24	11	14	6.8	6.2	8.0	7.4
FTC201610SR24MBCF	0.24	7.5	9.0	8.0	7.5	7.5	7.0
FTC201610SR33MBCA	0.33	17	22	5.7	5.3	7.0	6.5
FTC201610SR33MGCA	0.33	17	22	5.7	5.3	7.0	6.5
FTC201610SR33MBCB	0.33	11	13	6.7	6.2	6.5	6.0
FTC201610SR33MBCF	0.33	17	22	5.7	5.3	7.5	7.0
FTC201610SR47MBCA	0.47	22	25	5.5	5.0	6.3	5.5
FTC201610SR47MBCB	0.47	22	25	5.8	5.6	6.5	6.0
FTC201610SR47MGCA	0.47	22	25	5.5	5.0	6.3	5.5
FTC201610SR47MGCD	0.47	18	22	6.0	5.6	6.2	5.6
FTC201610SR47MBCF	0.47	19	23	6.5	6.0	7.0	6.5
FTC201610SR47MBCE	0.47	14	17	6.5	6.0	5.5	5.0
FTC201610SR56MBCA	0.56	19	23	7.5	7.0	5.5	5.0
FTC201610SR68MBCA	0.68	25	32	4.6	4.3	5.2	4.7
FTC201610SR68MBCB	0.68	25	32	5.5	5.2	5.7	5.5
FTC201610S1R0MBCA	1.0	35	43	4.5	4.1	4.6	4.2
FTC201610S1R0MGCA	1.0	35	43	4.5	4.1	4.6	4.2
FTC201610S1R0MBCB	1.0	42	46	4.0	3.4	4.9	4.6
FTC201610S1R0MBCD	1.0	31	36	4.8	4.3	4.8	4.2
FTC201610S1R0MGCD	1.0	31	36	4.8	4.3	4.8	4.2
FTC201610S1R5MBCA	1.5	80	100	2.6	2.3	3.2	2.9
FTC201610S1R5MBCD	1.5	60	70	4.0	3.5	3.3	3.0
FTC201610S2R2MBCA	2.2	120	130	2.5	2.1	3.0	2.8
FTC201610S2R2MGCA	2.2	120	130	2.5	2.1	3.0	2.8

FTC201610S2R2MGCD	2.2	105	115	2.5	2.1	3.0	2.8
FTC201610S2R2MBCB	2.2	72	81	3.3	3.0	3.0	2.8
FTC201610D2R2MBCA	2.2	115	125	2.5	2.2	3.3	3.0
FTC201610S3R3MBCA	3.3	140	170	1.7	1.5	2.3	2.0
FTC201610D4R7MBCA	4.7	250	276	1.6	1.4	1.9	1.7
FTC201610S4R7MBCA	4.7	190	220	1.6	1.4	2.0	1.8
FTC201610S4R7MGCA	4.7	190	220	1.6	1.4	2.0	1.8
FTC201610S6R8MBCA	6.8	320	350	1.7	1.5	1.7	1.5
FTC201610S100MBCA	10.0	483	580	1.0	0.7	1.4	1.1
FTC201610S150MBCA	15.0	800	960	0.9	0.6	1.1	0.9
FTC201610S220MBCA	22.0	1200	1400	0.6	0.5	0.8	0.7

FTC201612(2.0*1.6*1.2mm)

P/N	L0(μH) @(0A) 1MHz	Rdc(mΩ)		Heat rating current Irms(A)		Saturation current Isat(A)	
		Typical	Max	Typical	Max	Typical	Max
FTC201612SR10MBCA	0.10	4.0	6.0	12	10	13	11.5
FTC201612SR11MBCA	0.11	4.8	5.6	15.5	14.5	12.5	11.0
FTC201612SR11MBCB	0.11	6.3	7.5	13.0	12.0	15.0	14.0
FTC201612SR15MBCA	0.15	7.5	10	10	9.0	12	10.5
FTC201612SR22MBCA	0.22	8.5	10.5	9.3	8.8	9.7	9.2
FTC201612SR24MBCA	0.24	9.0	11	9.1	8.6	9.2	8.7
FTC201612SR24MBCB	0.24	10	12.5	11.0	10.0	10.5	10.0
FTC201612SR33MBCA	0.33	10	15	7.7	7.2	7.8	7.3
FTC201612SR47MBCA	0.47	13	17	6.7	6.0	6.7	6.0
FTC201612SR68MBCA	0.68	19	23	6.0	5.3	6.0	5.3
FTC201612SR68MBCB	0.68	22	25	6.0	5.4	6.0	5.5
FTC201612S1R0MBCA	1.0	30	36	5.0	4.5	5.0	4.5
FTC201612S1R5MBCA	1.5	40	50	4.0	3.5	4.0	3.5
FTC201612S2R2MBCA	2.2	77	90	3.3	2.9	3.1	2.7
FTC201612S3R3MBCA	3.3	135	165	2.4	2.0	2.7	2.3
FTC201612S3R3MBCD	3.3	115	130	2.6	2.2	2.7	2.3
FTC201612S4R7MBCA	4.7	160	185	2.0	1.8	2.2	2.0
FTC201612S6R8MBCA	6.8	255	300	1.8	1.7	1.9	1.7
FTC201612S100MBCA	10.0	410	460	1.3	1.2	1.4	1.3

8>2520 Series
FTC252055S(2.5*2.0*0.55mm)

P/N	L0(μH) @(0A) 1MHz	Rdc(mΩ)		Heat rating current Irms(A)		Saturation current Isat(A)	
		Typical	Max	Typical	Max	Typical	Max

FTC252055SR22MBCA	0.22	23	28	6.5	6.0	4.8	4.5
FTC252055SR47MBCA	0.47	42	49	5.5	5.2	3.5	3.2

FTC252075S(2.5*2.0*0.75mm)

P/N	L0(μH) @(0A) 1MHz	Rdc(mΩ)		Heat rating current Irms(A)		Saturation current Isat(A)	
		Typical	Max	Typical	Max	Typical	Max
FTC252075S2R2MGCA	2.2	78	90	2.3	2.0	2.6	2.4

FTC252008S(2.5*2.0*0.8mm)

P/N	L0(μH) @(0A) 1MHz	Rdc(mΩ)		Heat rating current Irms(A)		Saturation current Isat(A)	
		Typical	Max	Typical	Max	Typical	Max
FTC252008SR33MBCA	0.33	17	20	5.9	5.5	6.1	5.7
FTC252008SR47MBCA	0.47	22	27	6.5	6.0	6.0	5.3
FTC252008SR68MBCA	0.68	27	32	4.9	4.4	5.0	4.5
FTC252008S1R0MBCA	1.0	34	40	4.3	4.0	4.5	4.0
FTC252008S1R5MBCA	1.5	64	75	3.4	3.0	3.5	3.0
FTC252008S2R2MBCA	2.2	69	77	3.0	2.6	3.0	2.6
FTC252008S3R3MBCA	3.3	150	180	2.5	2.1	2.5	2.1
FTC252008S4R7MBCA	4.7	180	215	2.0	1.5	1.9	1.5
FTC252008S4R7MBCD	4.7	160	180	2.0	1.5	1.9	1.5
FTC252008S6R8MBCD	6.8	260	300	1.3	1.1	1.4	1.2
FTC252008S100MBCA	10	500	600	1.4	1.2	1.1	0.9
FTC252008S100MBCD	10	490	540	1.4	1.3	1.3	1.1

FTC252010S(2.5*2.0*1.0mm)

P/N	L0(μH) @(0A) 1MHz	Rdc(mΩ)		Heat rating current Irms(A)		Saturation current Isat(A)	
		Typical	Max	Typical	Max	Typical	Max
FTC252010SR10MBCA	0.10	6.5	8.5	12.0	11.0	13.5	12.5
FTC252010SR15MBCA	0.15	7.0	9.0	9.5	8.5	10.5	9.5
FTC252010SR22MBCA	0.22	12	17	6.8	6.5	8.6	7.9
FTC252010SR22MGCA	0.22	12	17	6.8	6.5	8.6	7.9
FTC252010SR24MBCA	0.24	12	17.5	6.7	6.4	8.5	7.8
FTC252010SR24MBCD	0.24	8.5	10	8.5	7.5	9.0	8.0
FTC252010SR33MBCA	0.33	13	19	6.5	6.2	7.6	7.2
FTC252010SR33MGCA	0.33	13	19	6.5	6.2	7.6	7.2
FTC252010SR47MBCA	0.47	15	22	6.1	5.6	7.2	6.5
FTC252010SR47MGCA	0.47	15	22	6.1	5.6	7.2	6.5
FTC252010SR47MBCD	0.47	13	15	6.5	6.0	6.6	6.0
FTC252010SR68MBCA	0.68	23	27	5.6	5.0	5.9	5.5

FTC252010SR82MBCA	0.82	25	29	4.5	4.1	5.3	4.8
FTC252010S1R0MBCA	1.0	25	30	4.7	4.1	5.4	4.8
FTC252010S1R0MGCA	1.0	25	30	4.7	4.1	5.4	4.8
FTC252010S1R0MBCD	1.0	25	28	4.9	4.4	5.0	4.5
FTC252010S1R5MBCA	1.5	45	55	3.4	3.0	4.3	3.9
FTC252010S1R5MGCA	1.5	45	55	3.4	3.0	4.3	3.9
FTC252010S1R5MBCD	1.5	38	42	4.0	3.6	4.0	3.6
FTC252010S1R8MBCA	1.8	50	60	4.0	3.5	4.0	3.5
FTC252010S2R2MBCA	2.2	62	70	2.4	2.1	3.3	3.0
FTC252010S2R2MGCA	2.2	62	70	2.4	2.1	3.3	3.0
FTC252010S2R2MBCB	2.2	62	70	2.6	2.3	3.7	3.3
FTC252010S2R2MBCD	2.2	62	70	4.0	3.2	3.4	3.1
FTC252010S2R2MBCF	2.2	52	57	4.2	3.2	3.3	3.0
FTC252010S2R7MGCA	2.7	80	90	2.7	2.3	3.2	2.8
FTC252010S3R3MBCA	3.3	86	100	2.5	2.1	2.8	2.5
FTC252010S3R3MGCA	3.3	86	100	2.5	2.1	2.8	2.5
FTC252010S4R7MBCA	4.7	160	180	2.0	1.6	2.6	2.0
FTC252010S4R7MGCA	4.7	160	180	2.0	1.6	2.6	2.0
FTC252010S4R7MBCD	4.7	145	160	2.0	1.6	2.6	2.0
FTC252010S4R7MBCB	4.7	120	130	3.0	2.8	2.2	2.0
FTC252010S6R8MBCA	6.8	270	320	1.6	1.4	2.4	1.9
FTC252010S100MBCA	10.0	500	560	1.05	0.95	1.55	1.4
FTC252010S100MGCA	10.0	500	560	1.05	0.95	1.55	1.4
FTC252010S220MGCA	22.0	1100	1300	0.85	0.6	1.1	0.9

FTC252012S(2.5*2.0*1.2mm)

P/N	L0(μH) @(0A) 1MHz	Rdc(mΩ)		Heat rating current Irms(A)		Saturation current Isat(A)	
		Typical	Max	Typical	Max	Typical	Max
FTC252012SR10MBCA	0.10	6.0	10	12	10.5	13.5	12.5
FTC252012SR10MBCD	0.10	4.0	4.8	16.0	15.0	15.0	14.0
FTC252012SR11MBCA	0.11	4.2	5.0	15.0	14.0	14.0	13.0
FTC252012SR15MBCA	0.15	7.0	11	11.5	10	13.0	12.0
FTC252012SR15MBCD	0.15	5.7	7.0	11.5	10	13.0	12.0
FTC252012SR22MBCA	0.22	9.0	14	8.2	7.6	9.6	9.0
FTC252012SR22MBCD	0.22	8.0	10	11	8.0	12	10
FTC252012SR22MBCF	0.22	6.0	8.0	9.5	9.0	11	10
FTC252012SR24MBCA	0.24	10	15	8.0	7.5	9.3	8.8
FTC252012SR24MGCA	0.24	10	15	8.0	7.5	9.3	8.8
FTC252012SR24MBCD	0.24	6.5	8.5	9.5	9.0	10.0	9.5
FTC252012SR24MBCF	0.24	8.7	10	8.0	7.5	11	10
FTC252012SR24MBCE	0.24	8.0	11	8.0	7.5	9.3	8.8
FTC252012SR33MBCA	0.33	11	17	6.8	6.4	8.3	7.8
FTC252012SR33MBCD	0.33	10	12	9.0	8.5	9.0	8.5
FTC252012SR33MBCF	0.33	7.5	9.5	9.0	8.5	9.0	8.5
FTC252012SR47MBCA	0.47	13	19	6.5	6.0	7.5	7.0
FTC252012SR47MBCD	0.47	11	13	8.0	7.5	8.5	8.0
FTC252012SR47MGCD	0.47	11	13	8.0	7.5	8.5	8.0
FTC252012SR56MBCA	0.56	16	19	6.5	6.0	7.1	6.6
FTC252012SR68MBCA	0.68	17	23	6.3	5.5	6.5	6.0
FTC252012SR68MBCD	0.68	15	18	7.5	7.0	6.7	6.0
FTC252012SR82MBCA	0.82	19	24	5.8	5.3	6.5	5.8
FTC252012SR82MBCD	0.82	19	23	6.3	5.8	6.5	5.8
FTC252012S1R0MBCA	1.0	35	42	5.3	4.8	5.6	5.0
FTC252012S1R0MBCD	1.0	16	22	6.1	5.6	6.5	6.0
FTC252012S1R0MGCD	1.0	16	22	6.1	5.6	6.5	6.0
FTC252012S1R0MBCF	1.0	30	36	5.5	5.0	5.6	5.0
FTC252012S1R2MBCA	1.2	40	45	3.8	3.4	4.5	4.1
FTC252012S1R2MBCD	1.2	29	35	5.7	5.2	5.3	4.8
FTC252012S1R5MBCA	1.5	44	50	3.7	3.2	4.5	4.1
FTC252012S1R5MGCA	1.5	44	50	3.7	3.2	4.5	4.1
FTC252012S1R5MBCF	1.5	31	35	4.5	4.1	4.5	4.2
FTC252012S1R5MBCD	1.5	27	32	4.6	4.2	4.7	4.4

FTC252012S1R5MBCB	1.5	46	53	4.6	4.2	5.2	4.7
FTC252012S2R2MBCA	2.2	55	65	3.0	2.7	3.8	3.3
FTC252012S2R2MGCA	2.2	55	65	3.0	2.7	3.8	3.3
FTC252012S2R2MBCD	2.2	52	60	3.9	3.5	4.1	3.7
FTC252012S3R3MBCA	3.3	80	97	2.8	2.5	3.0	2.7
FTC252012S4R7MBCA	4.7	150	170	2.2	1.9	2.4	2.1
FTC252012S4R7MGCA	4.7	150	170	2.2	1.9	2.4	2.1
FTC252012S4R7MBCB	4.7	150	170	2.4	2.2	2.7	2.5
FTC252012S6R8MBCB	6.8	245	270	2.1	2.0	2.2	2.1
FTC252012S6R8MBCA	6.8	245	270	1.8	1.6	2.0	1.7
FTC252012S8R2MBCA	8.2	250	285	1.6	1.4	1.8	1.55
FTC252012S100MBCA	10.0	330	400	1.2	1.05	1.6	1.45
FTC252012S100MGCA	10.0	330	400	1.2	1.05	1.6	1.45
FTC252012S150MBCA	15.0	500	565	1.4	1.3	1.4	1.3
FTC252012S220MBCA	22.0	740	800	1.2	1.1	1.1	1.0

9>3225Series

FTC322510S(3.2*2.5*1.0mm)

P/N	L0(μH) @(0A) 1MHz	Rdc(mΩ)		Heat rating current Irms(A)		Saturation current Isat(A)	
		Typical	Max	Typical	Max	Typical	Max
FTC322510SR22MBCA	0.22	9.0	11	8.5	8.0	8.5	8.0
FTC322510SR33MBCA	0.33	11	15	8.3	7.8	8.3	7.8
FTC322510SR47MBCA	0.47	17	22	6.4	5.9	8.3	7.6
FTC322510SR68MBCA	0.68	22	28	6.2	5.7	7.5	7.0
FTC322510S1R0MBCA	1.0	25	30	5.4	4.9	6.0	5.3
FTC322510S1R0MBCD	1.0	21	25	5.5	5.0	5.6	5.1
FTC322510S1R5MBCA	1.5	34	42	4.0	3.6	5.0	4.4
FTC322510S2R2MBCA	2.2	55	66	3.7	3.4	4.0	3.5
FTC322510S3R3MBCA	3.3	105	120	2.7	2.3	3.7	3.3
FTC322510S4R7MBCA	4.7	125	140	2.3	1.9	2.8	2.5
FTC322510S6R8MBCA	6.8	290	320	1.9	1.6	2.4	2.0
FTC322510S100MBCA	10.0	325	365	2.2	1.8	2.2	1.8

FTC322512S(3.2*2.5*1.2mm)

P/N	L0(μH) @(0A) 1MHz	Rdc(mΩ)		Heat rating current Irms(A)		Saturation current Isat(A)	
		Typical	Max	Typical	Max	Typical	Max
FTC322512SR10MBCA	0.10	5.2	7.0	12.0	11.0	18.0	16.5
FTC322512SR10MBCD	0.10	5.0	6.5	12.0	11.0	19.0	17.0
FTC322512SR11MBCA	0.11	4.5	6.0	13.0	12.0	17.0	15.5
FTC322512SR11MBCB	0.11	5.5	7.0	12.0	11.0	18.5	18.0
FTC322512SR22MBCA	0.22	6.6	10	9.2	8.7	11.5	11.0
FTC322512SR22MGCA	0.22	6.6	10	9..2	8.7	11.5	11.0
FTC322512SR22MBCD	0.22	6.2	8.0	11.0	10.0	12.0	11.0
FTC322512SR24MBCA	0.24	7.0	12	9.0	8.5	11	10.5
FTC322512SR33MBCA	0.33	9.0	14	8.4	8.1	10	9.5
FTC322512SR47MBCA	0.47	14	19	7.5	7.2	8.6	8.2
FTC322512SR47MGCA	0.47	14	19	7.5	7.2	8.6	8.2
FTC322512SR47MBCD	0.47	11	14	7.5	7.2	8.6	8.2
FTC322512SR47MBCB	0.47	10	11	8.5	8.0	8.5	8.0
FTC322512SR56MBCA	0.56	15	19	8.0	7.5	8.4	8.0
FTC322512SR68MBCA	0.68	18	23	7.3	6.8	8.1	7.7
FTC322512SR68MBCD	0.68	12	15	7.0	6.5	8.0	7.5
FTC322512SR68MBCF	0.68	20	24	7.0	6.5	9.5	9.0
FTC322512S1R0MBCA	1.0	26	30	5.3	4.8	6.6	5.8
FTC322512S1R0MGCA	1.0	26	30	5.3	4.8	6.6	5.8
FTC322512S1R0MBCD	1.0	18	21	6.5	6.0	7.7	7.0
FTC322512S180MBCA	18.0	470	520	1.3	1.2	1.5	1.3
FTC322512S1R0MBCB	1.0	26	32	6.0	5.5	8.3	8.0
FTC322512S1R2MBCA	1.2	26	32	5.7	5.2	5.9	5.4
FTC322512S1R5MBCA	1.5	37	44	4.7	4.3	5.1	4.7
FTC322512S2R2MBCA	2.2	58	70	3.6	3.0	4.6	4.2
FTC322512S2R2MBCD	2.2	42	50	4.2	3.7	5.0	4.5
FTC322512S2R2MGCD	2.2	42	50	4.2	3.7	5.0	4.5
FTC322512S3R3MBCA	3.3	75	95	2.9	2.5	3.7	3.2
FTC322512S3R3MGCA	3.3	75	95	2.9	2.5	3.7	3.2
FTC322512S3R3MGCD	3.3	62	67	2.9	2.5	3.7	3.2
FTC322512S4R7MBCA	4.7	115	135	3.0	2.8	2.9	2.6
FTC322512S4R7MBCF	4.7	105	120	3.0	2.8	3.0	2.6
FTC322512S4R7MBCB	4.7	115	135	3.0	2.8	3.2	2.8

FTC322512S4R7MBCD	4.7	105	115	3.0	2.6	3.0	2.7
FTC322512S6R8MBCA	6.8	177	210	2.1	1.9	2.8	2.4
FTC322512S100MBCA	10.0	210	230	2.2	1.8	2.3	1.9

FTC322520S(3.2*2.5*2.0mm)

P/N	L0(μH) @(0A) 1MHz	Rdc(mΩ)		Heat rating current Irms(A)		Saturation current Isat(A)	
		Typical	Max	Typical	Max	Typical	Max
FTC322520S70NMBCA	0.07	2.5	3.2	22	20	25.0	24.0
FTC322520SR10MBCA	0.10	3.0	4.0	16	15	21.5	20.5
FTC322520SR15MBCA	0.15	4.0	5.0	14	13	20.0	28.0
FTC322520SR22MBCA	0.22	5.0	6.0	12	11	16.5	15.5
FTC322520SR27MBCA	0.27	5.5	6.5	16	15	16	15
FTC322520SR33MBCA	0.33	7.5	9.0	9.5	9.0	15.5	14
FTC322520SR47MBCA	0.47	9.0	10.5	9.5	8.5	15	13
FTC322520SR68MBCA	0.68	12.5	14.5	9.0	8.0	13	11
FTC322520S1R0MBCA	1.0	15	17.5	8.2	7.5	9.0	8.3
FTC322520S1R0MBCB	1.0	15	17.5	8.5	8.0	10.5	10.0
FTC322520S1R5MBCA	1.5	22	25	6.5	6.0	6.8	6.0
FTC322520S2R2MBCA	2.2	36	43	5.4	4.8	6.5	5.5
FTC322520S2R2MBCD	2.2	33	40	5.4	4.8	6.5	5.5
FTC322520S3R3MBCA	3.3	55	60	4.5	4.0	4.5	3.5
FTC322520S4R7MBCA	4.7	81	94	3.5	3.0	4.0	3.0
FTC322520S6R8MBCA	6.8	101	125	2.8	2.3	3.8	2.9
FTC322520S100MBCA	10.0	170	200	1.8	1.6	2.6	2.4
FTC322520S150MBCA	15.0	220	260	2.0	1.8	2.2	2.0
FTC322520S220MBCA	22.0	315	364	1.8	1.5	2.0	1.7

10>3030 Series
FTC303010(3.0*3.0*1.0mm)

P/N	L0(μH) @(0A) 1MHz	Rdc(mΩ)		Heat rating current Irms(A)		Saturation current Isat(A)	
		Typical	Max	Typical	Max	Typical	Max
FTC303010D1R0MBCA	1.0	30	35	7.0	6.5	5.3	4.8
FTC303010D1R0MBCD	1.0	25	30	7.0	6.5	6.0	5.6
FTC303010D2R2MBCA	2.2	55	66	5.0	4.5	4.0	3.5
FTC303010D3R3MBCA	3.3	86	102	3.4	3.0	3.1	2.8
FTC303010D4R7MBCA	4.7	120	140	3.2	2.8	2.7	2.3
FTC303010D6R8MBCA	6.8	225	270	2.1	1.8	1.8	1.5
FTC303010D100MBCA	10.0	320	360	2.0	1.7	1.6	1.3
FTC303010D100MBCD	10.0	250	275	2.2	2.0	1.8	1.5

FTC303012(3.0*3.0*1.2mm)

P/N	L0(μH) @(0A) 1MHz	Rdc(mΩ)		Heat rating current Irms(A)		Saturation current Isat(A)	
		Typical	Max	Typical	Max	Typical	Max
FTC303012DR10MBCA	0.10	5.0	6.0	18.0	17.0	20.0	18.0
FTC303012DR33MBCA	0.33	8.5	10.5	10.0	9.0	11.0	10.0
FTC303012DR47MBCA	0.47	9.0	11	11.0	10.0	8.5	8.0
FTC303012DR68MBCA	0.68	14.0	16	7.5	7.0	7.0	6.5
FTC303012D1R0MBCA	1.0	23	27	5.5	5.0	6.0	5.5
FTC303012D1R5MBCA	1.5	29	34	6.0	5.5	5.5	5.0
FTC303012D2R2MBCA	2.2	42	50	4.8	4.3	5.0	4.5
FTC303012D2R2MBCB	2.2	63	75	4.0	3.6	6.1	5.6
FTC303012D3R3MBCA	3.3	72	85	3.8	3.3	4.0	3.5
FTC303012D4R7MBCA	4.7	100	120	3.0	2.5	3.0	2.5
FTC303012D100MBCA	10.0	192	220	2.3	1.9	2.3	2.0
FTC303012D150MBCA	15.0	345	380	1.6	1.3	1.9	1.6

FTC303015(3.0*3.0*1.5mm)

P/N	L0(μH) @(0A) 1MHz	Rdc(mΩ)		Heat rating current Irms(A)		Saturation current Isat(A)	
		Typical	Max	Typical	Max	Typical	Max
FTC303015DR15MBCA	0.15	5.0	6.0	12.0	11.0	16.0	15.0
FTC303015DR20MBCA	0.20	4.8	5.9	13.0	12.0	16.0	15.0
FTC303015DR22MBCA	0.22	5.0	6.0	15.0	13.0	16.0	14.0
FTC303015DR33MBCA	0.33	6.5	8.5	14.0	13.0	12.0	11.0
FTC303015DR47MBCA	0.47	9.0	11	9.0	8.0	10.0	9.0
FTC303015DR68MBCA	0.68	11	13.5	7.5	7.0	8.5	8.0
FTC303015D1R0MBCA	1.0	18	22	6.0	5.5	7.0	6.5
FTC303015D1R5MBCA	1.5	22	26	8.0	7.5	6.0	5.5
FTC303015D2R2MBCA	2.2	42	50	4.5	4.0	5.0	4.5
FTC303015D3R3MBCA	3.3	58	68	4.0	3.5	4.5	4.0
FTC303015D4R7MBCA	4.7	87	104	3.5	3.0	4.0	3.5
FTC303015D6R8MBCA	6.8	160	180	2.5	2.0	3.5	3.0
FTC303015D100MBCA	10.0	185	215	2.0	1.5	2.8	2.5
FTC303015D220MBCA	22.0	580	700	1.2	1.0	1.6	1.2

FTC303018(3.0*3.0*1.8mm)

P/N	L0(μH) @(0A) 1MHz	Rdc(mΩ)		Heat rating current Irms(A)		Saturation current Isat(A)	
		Typical	Max	Typical	Max	Typical	Max
FTC303018DR22MBCA	0.22	5.5	7.0	10.0	9.0	17	16
FTC303018DR47MBCA	0.47	8.0	10	9.0	8.0	12	11
FTC303018DR68MBCA	0.68	12	14.5	10.0	9.0	11	10
FTC303018D1R0MBCA	1.0	15	21	6.3	5.8	7.6	6.8
FTC303018D1R5MBCA	1.5	20	26	6.8	6.4	8.0	7.0
FTC303018D4R7MBCA	4.7	72	87	3.4	3.0	4.7	4.2

FTC303020(3.0*3.0*2.0mm)

P/N	L0(μH) @(0A) 1MHz	Rdc(mΩ)		Heat rating current Irms(A)		Saturation current Isat(A)	
		Typical	Max	Typical	Max	Typical	Max
FTC303020DR10MBCA	0.10	3.3	4.5	17.0	16.0	25.0	23.0
FTC303020DR15MBCA	0.15	4.0	5.0	13.0	12.0	18.0	17.0
FTC303020DR22MBCA	0.22	5.0	6.5	11.0	10.0	17.5	16
FTC303020DR33MBCA	0.33	7.5	9.0	10.0	9.0	17	15
FTC303020DR36MBCA	0.36	7.5	9.0	10.0	9.0	16.5	14.5
FTC303020DR47MBCA	0.47	8.0	11	9.0	8.0	15	13.5
FTC303020DR50MBCA	0.50	9.0	12	9.0	8.0	15	13
FTC303020DR50MBCD	0.50	7.0	8.3	12.5	11.5	13.5	12
FTC303020DR68MBCA	0.68	13	16	8.5	7.8	13	11
FTC303020D1R0MBCA	1.0	14	20	6.5	6.0	8.0	7.3
FTC303020D1R2MBCA	1.2	16	21	7.0	6.5	7.5	7.0
FTC303020D1R5MBCA	1.5	19	25	6.3	5.8	7.0	6.5
FTC303020D2R2MBCA	2.2	37	45	4.7	4.3	6.0	5.5
FTC303020D3R3MBCA	3.3	52	63	4.5	4.0	5.9	5.4
FTC303020D4R7MBCA	4.7	60	73	4.2	3.8	4.8	4.0
FTC303020D6R8MBCA	6,8	107	135	3.2	3.0	4.5	3.8
FTC303020D100MBCA	10.0	135	160	2.5	2.2	3.8	3.3
FTC303020D150MBCA	15.0	235	260	1.8	1.5	2.6	2.2

11>4040 Series
FTC404008(4.0*4.0*0.8mm)

P/N	L0(μH) @(0A) 1MHz	Rdc(mΩ)		Heat rating current Irms(A)		Saturation current Isat(A)	
		Typical	Max	Typical	Max	Typical	Max
FTC404008S100MBCA	10.0	400	455	1.8	1.5	1.9	1.6
FTC404008S100MBCD	10.0	364	428	1.8	1.5	1.9	1.6

FTC404010(4.0*4.0*1.0mm)

P/N	L0(μH) @(0A) 1MHz	Rdc(mΩ)		Heat rating current Irms(A)		Saturation current Isat(A)	
		Typical	Max	Typical	Max	Typical	Max
FTC404010S1R0MBCA	1.0	22	26	7.0	6.5	5.3	4.8
FTC404010S4R7MBCA	1.0	120	140	3.4	3.0	3.8	3.5
FTC404010S6R8MBCA	6.8	200	235	2.9	2.4	3.2	2.7
FTC404010S100MBCA	10	220	280	2.5	2.0	2.2	2.0

FTC404012(4.0*4.0*1.2mm)

P/N	L0(μH) @(0A) 1MHz	Rdc(mΩ)		Heat rating current Irms(A)		Saturation current Isat(A)	
		Typical	Max	Typical	Max	Typical	Max
FTC404012SR47MBCA	0.47	11.5	14	9.0	8.5	12	11.5
FTC404012SR60MBCA	0.60	12	14.5	8.5	8.0	9.0	8.5
FTC404012SR68MBCA	0.68	15	18	8.5	7.5	10	9.0
FTC404012S1R0MBCA	1.0	21	25	6.3	5.5	11	10
FTC404012S1R0MBCD	1.0	20	23	6.2	5.3	9.0	8.0
FTC404012S1R5MBCA	1.5	29	34.5	6.0	5.0	8.0	7.0
FTC404012S2R2MBCA	2.2	45	55	5.0	4.5	6.5	6.0
FTC404012S3R3MBCA	3.3	67	80	4.5	4.0	5.5	5.0
FTC404012S4R7MBCA	4.7	90	110	3.5	3.0	5.0	4.5
FTC404012S5R6MBCA	5.6	116	140	3.0	2.5	4.5	4.0
FTC404012S6R8MBCA	6.8	132	160	2.8	2.3	3.8	3.5
FTC404012S100MBCA	10.0	200	235	2.5	2.0	2.8	2.5
FTC404012S100MBCD	10.0	165	198	2.5	2.1	2.8	2.5
FTC404012S220MBCA	22.0	420	480	1.5	1.2	1.8	1.5

FTC404015(4.0*4.0*1.5mm)

P/N	L0(μH) @(0A) 1MHz	Rdc(mΩ)		Heat rating current Irms(A)		Saturation current Isat(A)	
		Typical	Max	Typical	Max	Typical	Max
FTC404015S4R7MBCA	4.7	53	63	5.0	4.5	5.5	5.0
FTC404015S5R6MBCA	5.6	66	80	4.5	4.0	4.8	4.3

FTC404020(4.0*4.0*2.0mm)

P/N	L0(μH) @(0A) 1MHz	Rdc(mΩ)		Heat rating current Irms(A)		Saturation current Isat(A)	
		Typical	Max	Typical	Max	Typical	Max
FTC404020SR33MBCA	0.33	5.0	6.0	9.5	8.5	18.0	17.0
FTC404020SR47MGCA	0.47	7.0	8.5	8.5	8.0	16.0	15.0
FTC404020S1R0MGCA	1.0	12	14.5	6.5	6.0	12.5	11.5
FTC404020S1R5MGCA	1.5	18	22	6.0	5.5	10.5	9.5
FTC404020S2R2MGCA	2.2	30	36	5.5	5.0	9.5	8.5
FTC404020S2R2MBCD	2.2	24	28	7.0	6.0	8.5	7.5
FTC404020S3R3MGCA	3.3	35	40	6.3	5.8	8.0	7.0
FTC404020S4R7MGCA	4.7	47	58	5.0	4.0	6.3	5.5
FTC404020S6R8MGCA	6.8	90	105	3.7	3.2	5.4	4.5
FTC404020S100MGCA	10	113	135	3.4	3.0	4.9	4.0
FTC404020S150MGCA	15	210	250	2.3	1.7	3.5	3.0
FTC404020S220MGCA	22	275	330	1.8	1.3	2.9	2.3

FTC404030(4.0*4.0*3.0mm)

P/N	L0(μH) @(0A) 1MHz	Rdc(mΩ)		Heat rating current Irms(A)		Saturation current Isat(A)	
		Typical	Max	Typical	Max	Typical	Max
FTC404030SR33MBCA	0.33	4.5	6.0	16	15	25	23
FTC404030SR47MBCA	0.47	5.5	7.0	15	14	23	21
FTC404030SR56MBCA	0.56	6.0	7.5	15	14	22	20
FTC404030SR68MBCA	0.68	8.3	10	9.5	8.0	17	15
FTC404030S1R0MGCA	1.0	10	12	10	9.0	15.5	14
FTC404030S1R5MGCA	1.5	15	18	6.5	6.0	12.5	11
FTC404030S2R2MGCA	2.2	19	22	9.0	8.5	10.5	9.5
FTC404030S2R2MGCB	2.2	22	25	9.2	8.6	11	10
FTC404030S3R3MGCA	3.3	30	35	5.3	4.8	8.5	7.5
FTC404030S4R7MGCA	4.7	41	46	4.3	4.0	7.0	6.0
FTC404030S4R7MBCD	4.7	36	42	6.0	5.5	7.8	6.8
FTC404030S5R6MBCA	5.6	41	48	5.5	5.0	7.0	6.2
FTC404030S6R8MBCA	6.8	51	62	4.2	3.8	6.3	5.1
FTC404030S8R2MBCA	8.2	90	102	3.9	3.5	5.2	4.8
FTC404030S100MBCA	10.0	92	110	3.7	3.3	4.9	4.5
FTC404030S150MBCA	15.0	145	170	2.7	2.5	4.2	3.8
FTC404030S220MBCA	22.0	190	220	2.5	2.2	3.4	3.0
FTC404030S470MBCA	47.0	480	550	1.4	1.2	2.2	2.0

Test remarks

Note 1.: All test data is referenced to 25 ℃ ambient.

Note 2.: Test Condition:1MHz, 1.0Vrms.

Note 3.: Irms:DC current (A) that will cause an approximate ΔT of 40 ℃.

Note 4.: Isat:DC current (A) that will cause L0 to drop approximately 30%.

Note 5.: Operating Temperature Range -55℃ to + 125℃.

Note 6.: The part temperature (ambient + temp rise) should not exceed 125 under ℃ the worst case operating conditions. Circuit design, component placement, PCB trace size and thickness, airflow and other cooling provision all affect the part temperature. Part temperature should be verified in the end application.

Note 7.: The rated current as listed is either the saturation current or the heating current depending on which value is lower.

Note 8.withstand Dc voltage : 20[v]

6. Structure

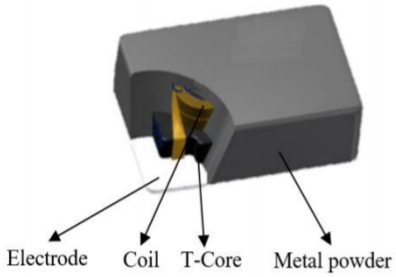

7. Current Characteristic

1>1005Series

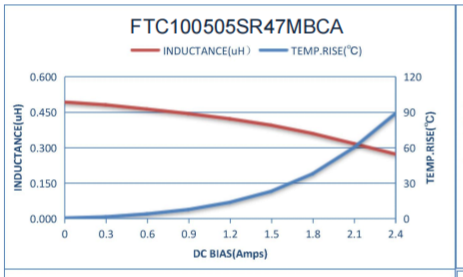

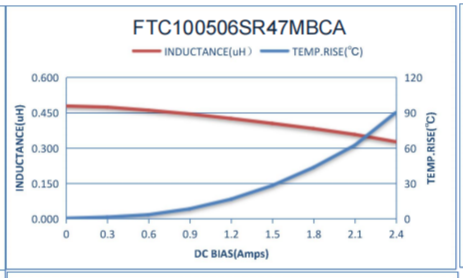

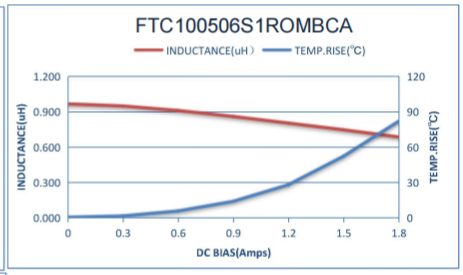

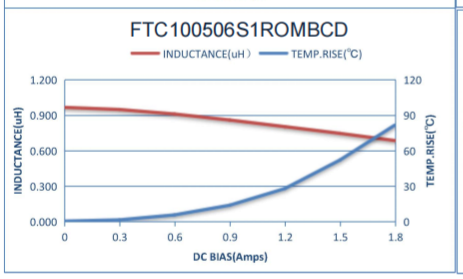

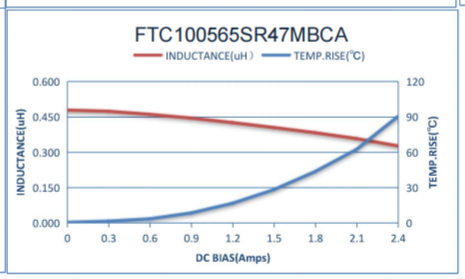

2>1007 Series

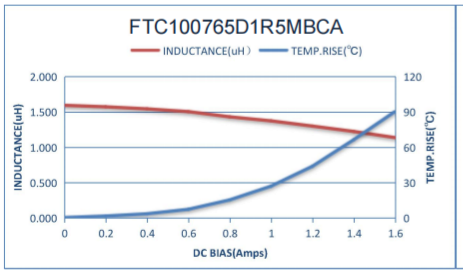

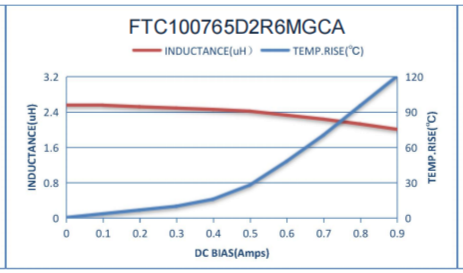

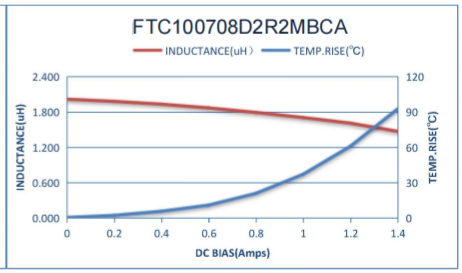

3>1210 Series

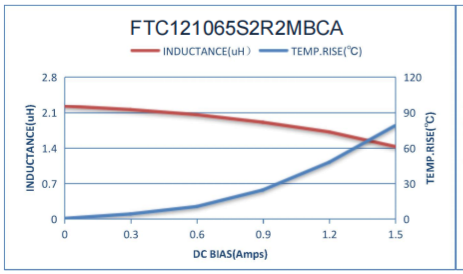

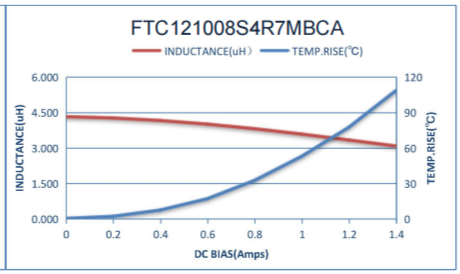

4>1608 Series

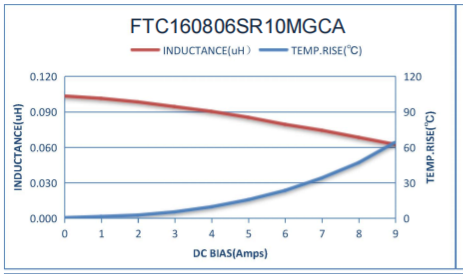

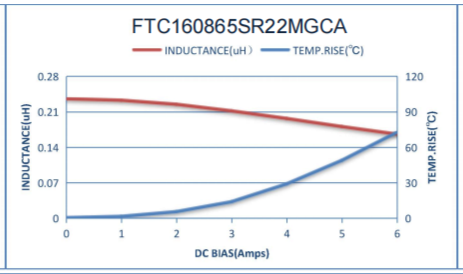

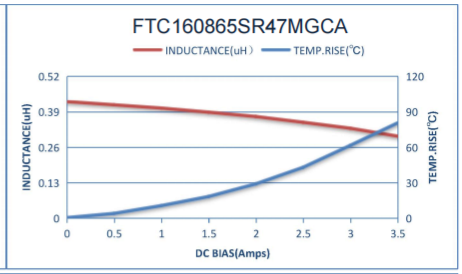

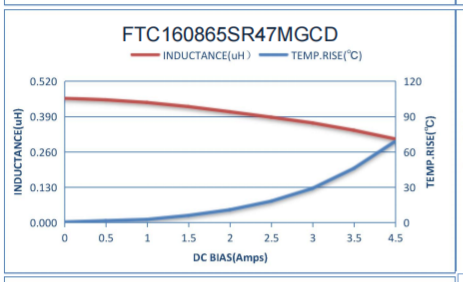

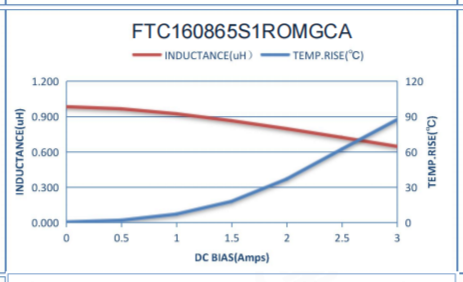

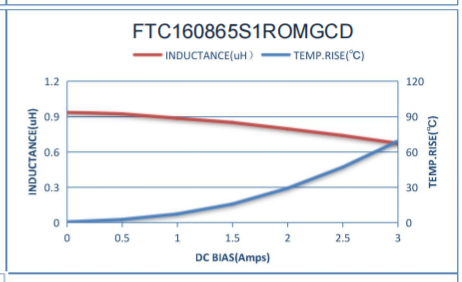

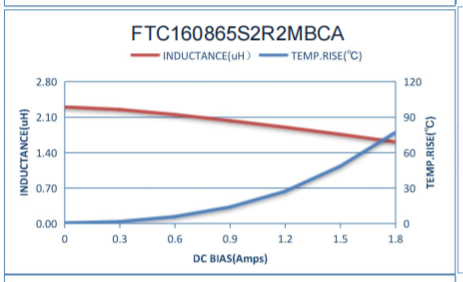

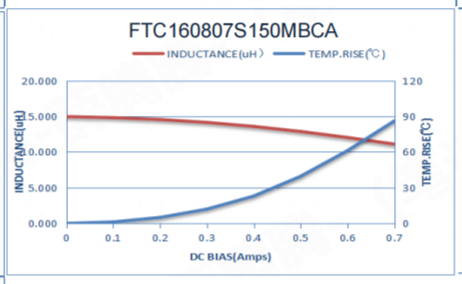

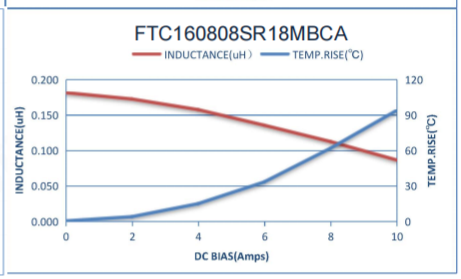

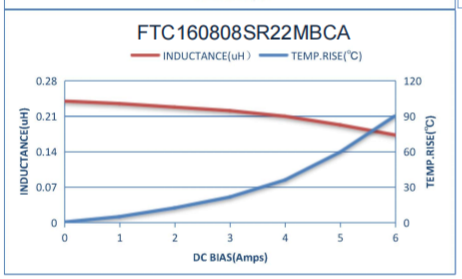

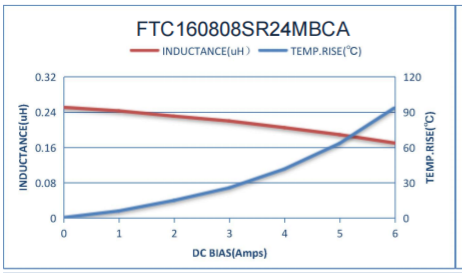
FTC160808SR24MBCA
INDUCTANCE(uH)
TEMP.RISE(℃)
INDUCTANCE(uH)
TEMP.RISE(℃)
DC BIAS(Amps)

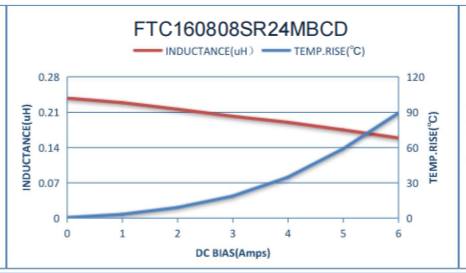
FTC160808SR24MBCD
INDUCTANCE(uH)
TEMP.RISE(℃)
INDUCTANCE(uH)
TEMP.RISE(℃)
DC BIAS(Amps)

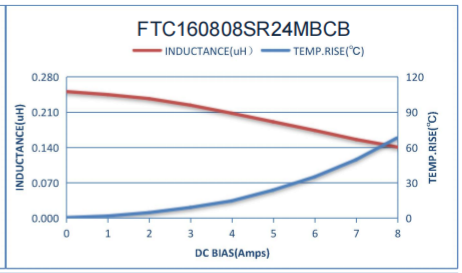
FTC160808SR24MBCB
INDUCTANCE(uH)
TEMP.RISE(℃)
INDUCTANCE(uH)
TEMP.RISE(℃)
DC BIAS(Amps)

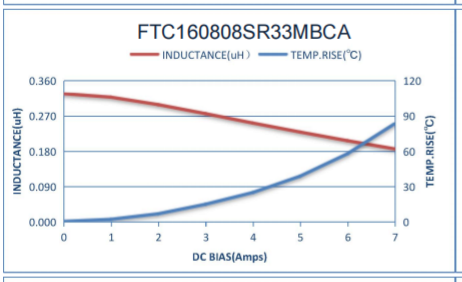
FTC160808SR33MBCA
INDUCTANCE(uH)
TEMP.RISE(℃)
INDUCTANCE(uH)
TEMP.RISE(℃)
DC BIAS(Amps)

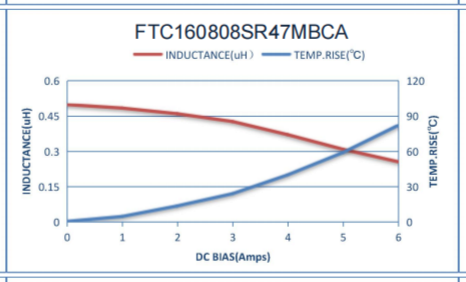
FTC160808SR47MBCA
INDUCTANCE(uH)
TEMP.RISE(℃)
INDUCTANCE(uH)
TEMP.RISE(℃)
DC BIAS(Amps)

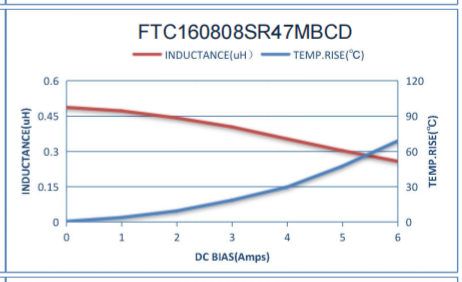
FTC160808SR47MBCD
INDUCTANCE(uH)
TEMP.RISE(℃)
INDUCTANCE(uH)
TEMP.RISE(℃)
DC BIAS(Amps)

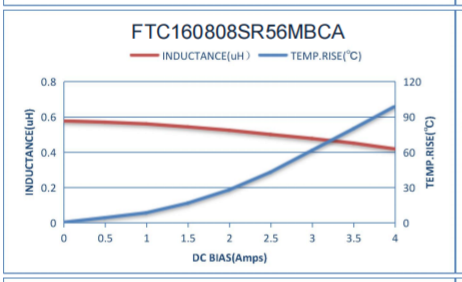
FTC160808SR56MBCA
INDUCTANCE(uH)
TEMP.RISE(℃)
INDUCTANCE(uH)
TEMP.RISE(℃)
DC BIAS(Amps)

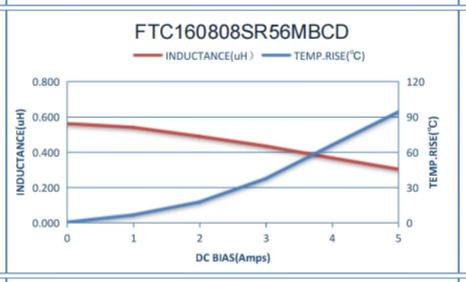
FTC160808SR56MBCD
INDUCTANCE(uH)
TEMP.RISE(℃)
INDUCTANCE(uH)
TEMP.RISE(℃)
DC BIAS(Amps)

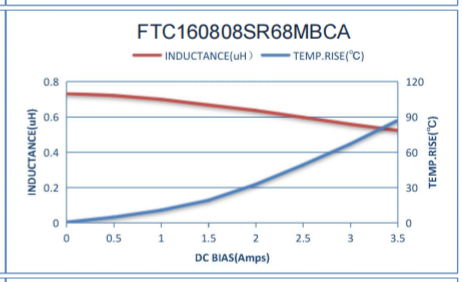
FTC160808SR68MBCA
INDUCTANCE(uH)
TEMP.RISE(℃)
INDUCTANCE(uH)
TEMP.RISE(℃)
DC BIAS(Amps)

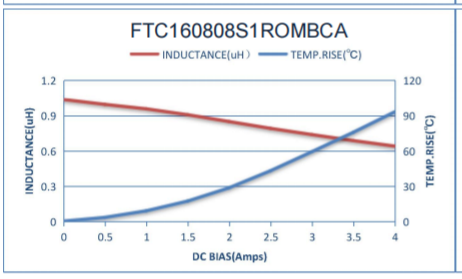
FTC160808S1ROMBCA
INDUCTANCE(uH)
TEMP.RISE(℃)
INDUCTANCE(uH)
TEMP.RISE(℃)
DC BIAS(Amps)

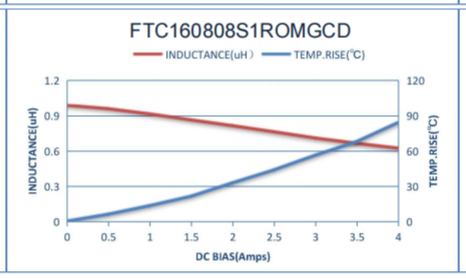
FTC160808S1ROMGCD
INDUCTANCE(uH)
TEMP.RISE(℃)
INDUCTANCE(uH)
TEMP.RISE(℃)
DC BIAS(Amps)

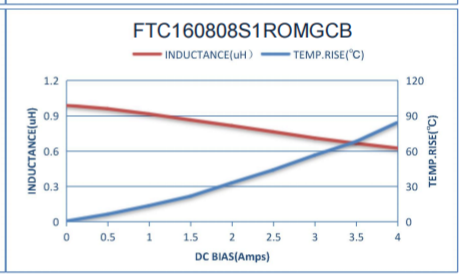
FTC160808S1ROMGCB
INDUCTANCE(uH)
TEMP.RISE(℃)
INDUCTANCE(uH)
TEMP.RISE(℃)
DC BIAS(Amps)

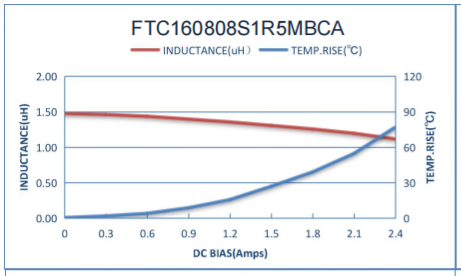

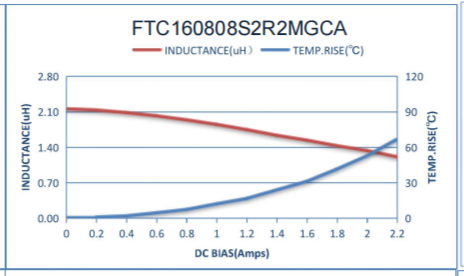

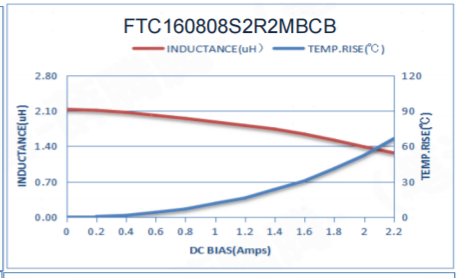

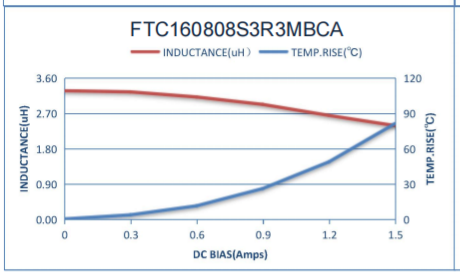

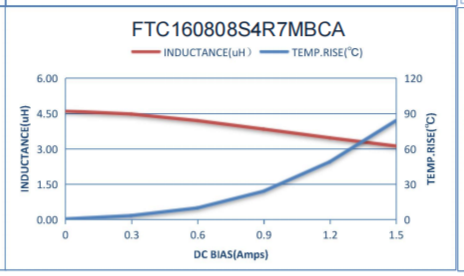

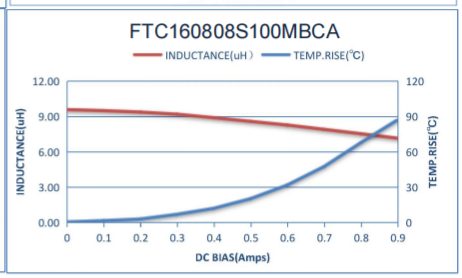

5>1412 Series

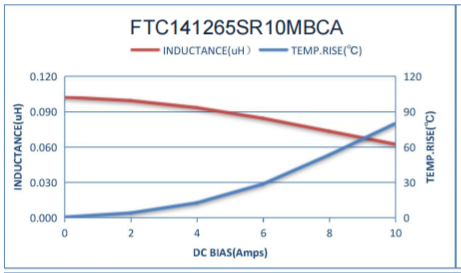

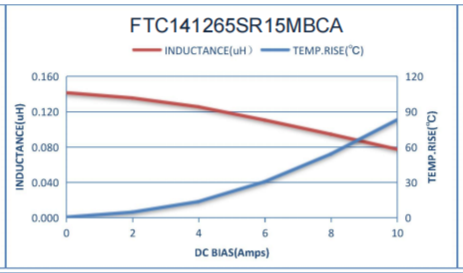

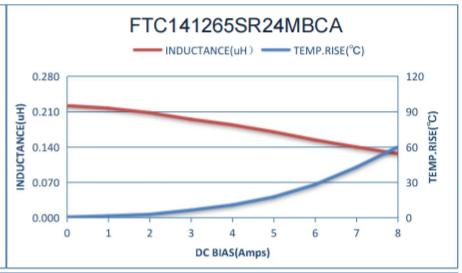

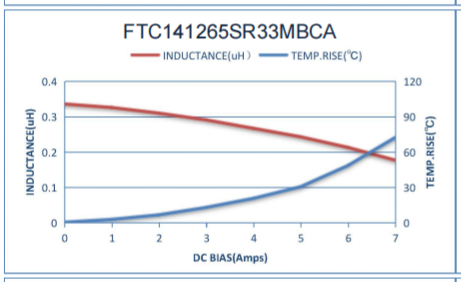

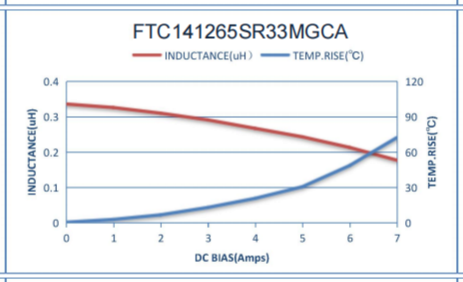

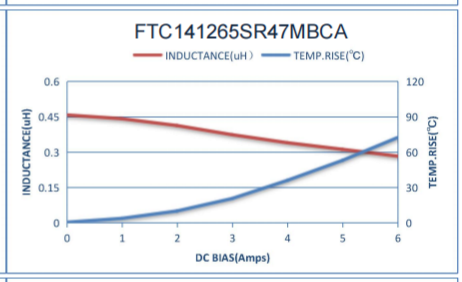

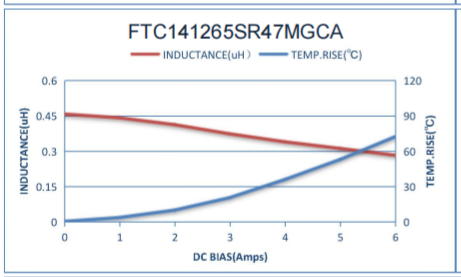

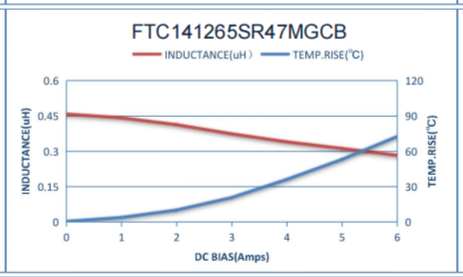

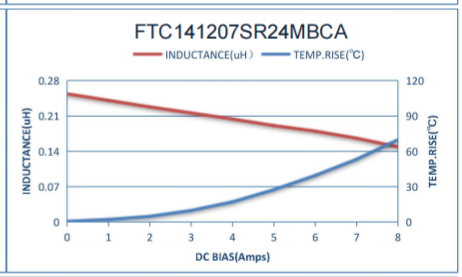

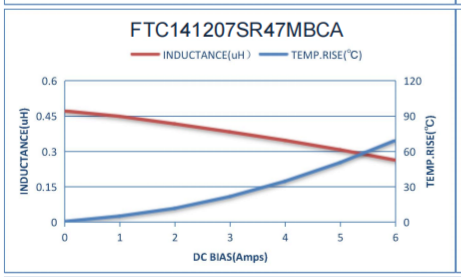

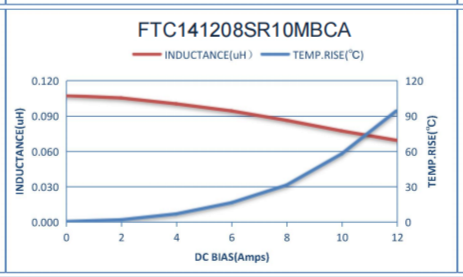

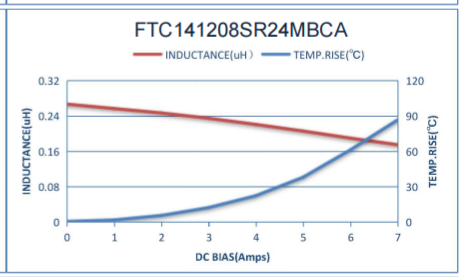

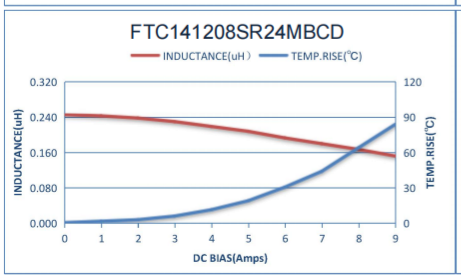

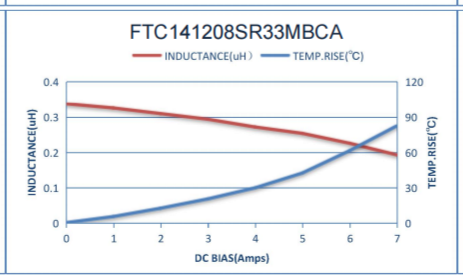

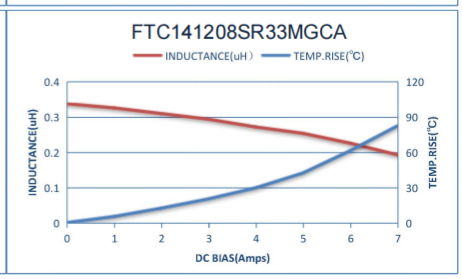

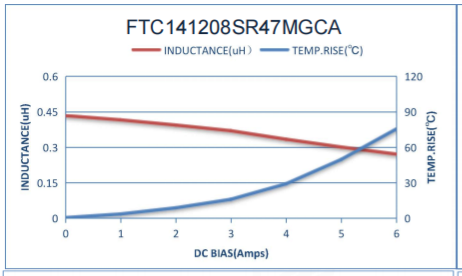

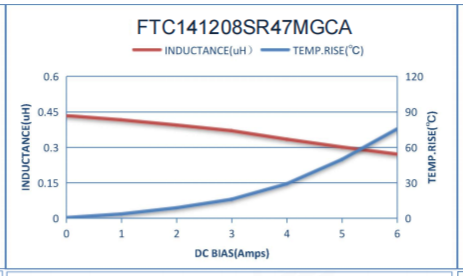

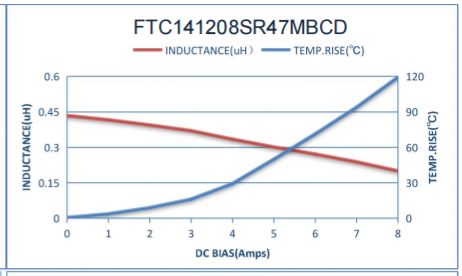

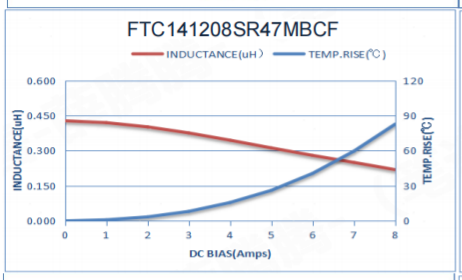

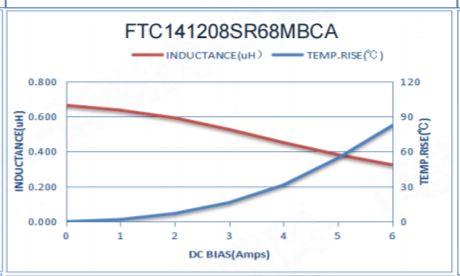

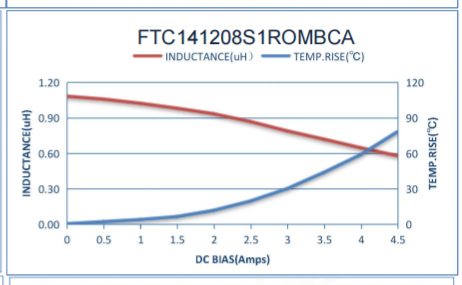

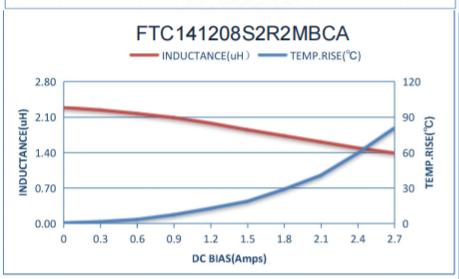

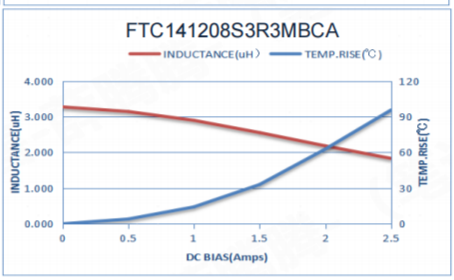

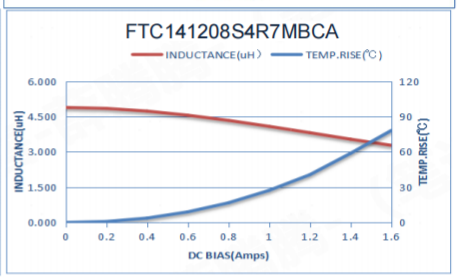

6>2012 Series

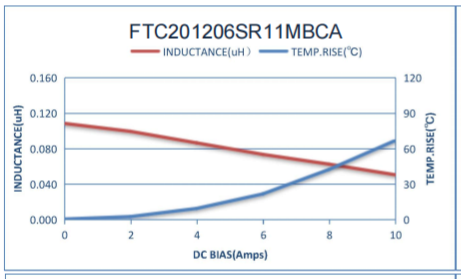

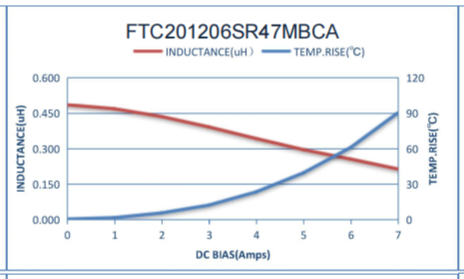

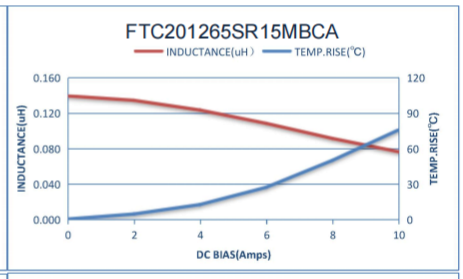

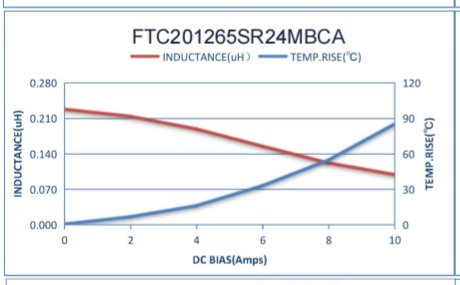

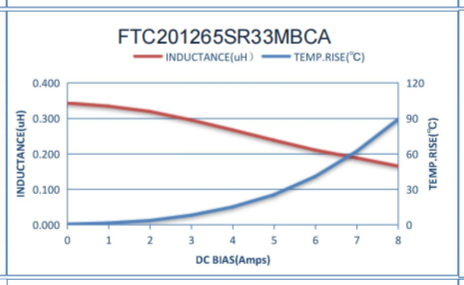

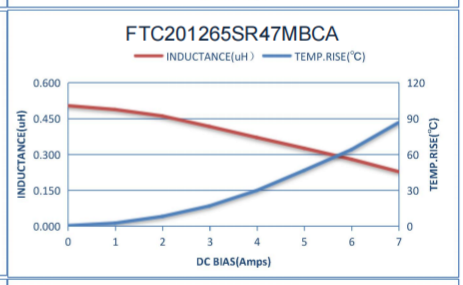

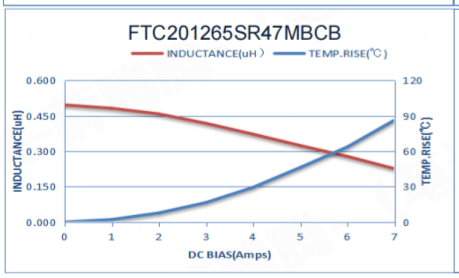

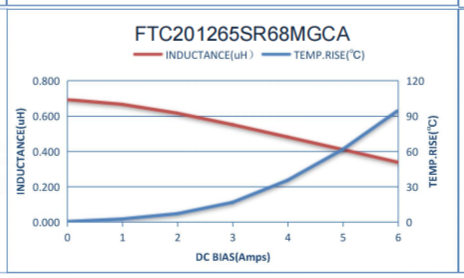

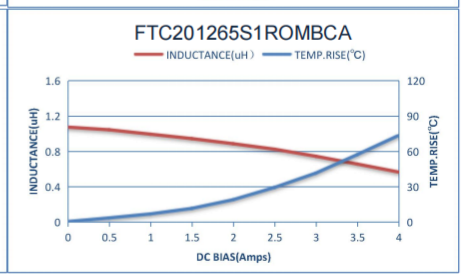

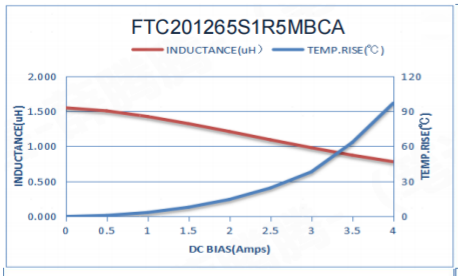
FTC201265S1R5MBCA
INDUCTANCE(uH)
TEMP.RISE(℃)
INDUCTANCE(uH)
TEMP.RISE(℃)
DC BIAS(Amps)

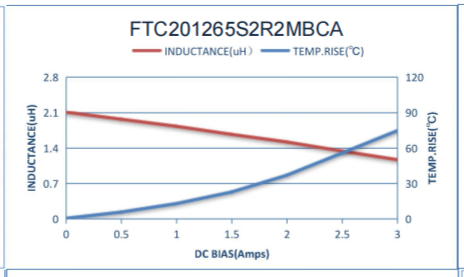
FTC201265S2R2MBCA
INDUCTANCE(uH)
TEMP.RISE(℃)
INDUCTANCE(uH)
TEMP.RISE(℃)
DC BIAS(Amps)

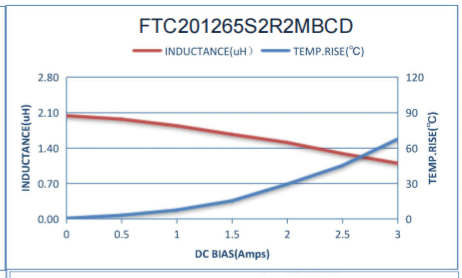
FTC201265S2R2MBCD
INDUCTANCE(uH)
TEMP.RISE(℃)
INDUCTANCE(uH)
TEMP.RISE(℃)
DC BIAS(Amps)

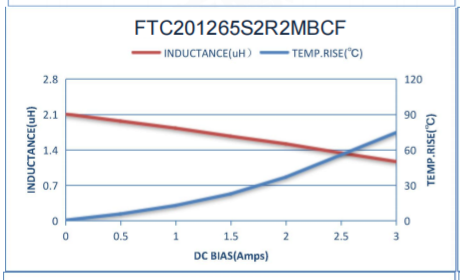
FTC201265S2R2MBCF
INDUCTANCE(uH)
TEMP.RISE(℃)
INDUCTANCE(uH)
TEMP.RISE(℃)
DC BIAS(Amps)

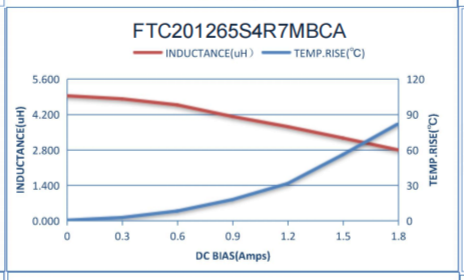
FTC201265S4R7MBCA
INDUCTANCE(uH)
TEMP.RISE(℃)
INDUCTANCE(uH)
TEMP.RISE(℃)
DC BIAS(Amps)

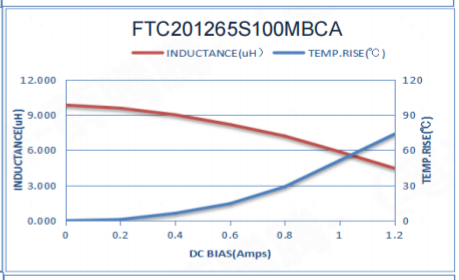
FTC201265S100MBCA
INDUCTANCE(uH)
TEMP.RISE(℃)
INDUCTANCE(uH)
TEMP.RISE(℃)
DC BIAS(Amps)

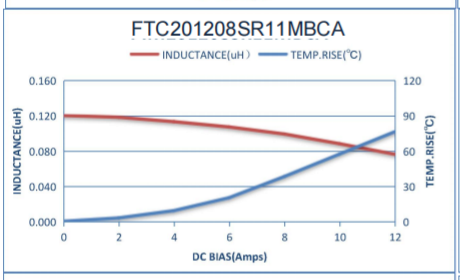
FTC201208SR11MBCA
INDUCTANCE(uH)
TEMP.RISE(℃)
INDUCTANCE(uH)
TEMP.RISE(℃)
DC BIAS(Amps)

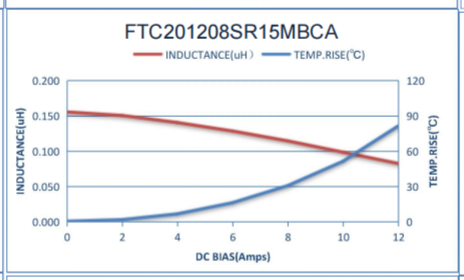
FTC201208SR15MBCA
INDUCTANCE(uH)
TEMP.RISE(℃)
INDUCTANCE(uH)
TEMP.RISE(℃)
DC BIAS(Amps)

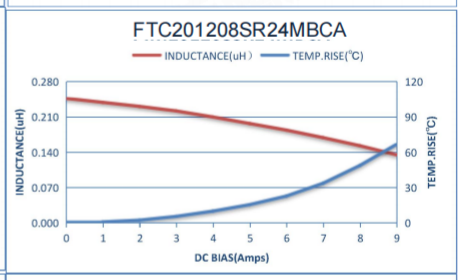
FTC201208SR24MBCA
INDUCTANCE(uH)
TEMP.RISE(℃)
INDUCTANCE(uH)
TEMP.RISE(℃)
DC BIAS(Amps)

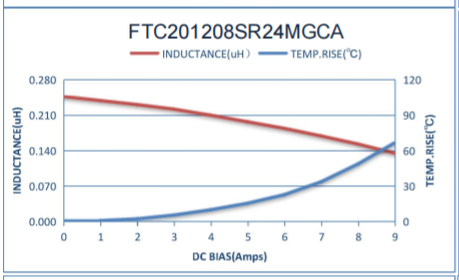
FTC201208SR24MGCA
INDUCTANCE(uH)
TEMP.RISE(℃)
INDUCTANCE(uH)
TEMP.RISE(℃)
DC BIAS(Amps)

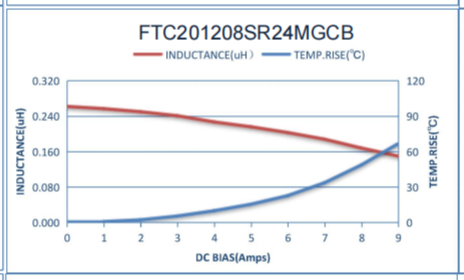
FTC201208SR24MGCB
INDUCTANCE(uH)
TEMP.RISE(℃)
INDUCTANCE(uH)
TEMP.RISE(℃)
DC BIAS(Amps)

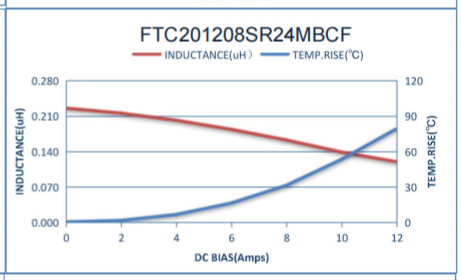
FTC201208SR24MBCF
INDUCTANCE(uH)
TEMP.RISE(℃)
INDUCTANCE(uH)
TEMP.RISE(℃)
DC BIAS(Amps)

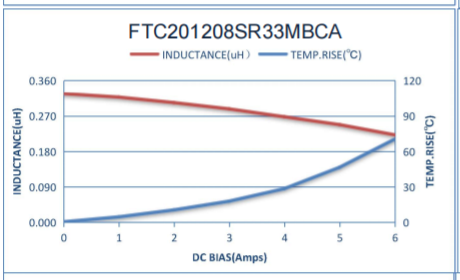
FTC201208SR33MBCA
INDUCTANCE(uH)
TEMP.RISE(℃)
INDUCTANCE(uH)
TEMP.RISE(℃)
DC BIAS(Amps)

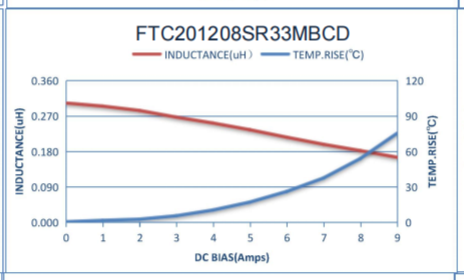
FTC201208SR33MBCD
INDUCTANCE(uH)
TEMP.RISE(℃)
INDUCTANCE(uH)
TEMP.RISE(℃)
DC BIAS(Amps)

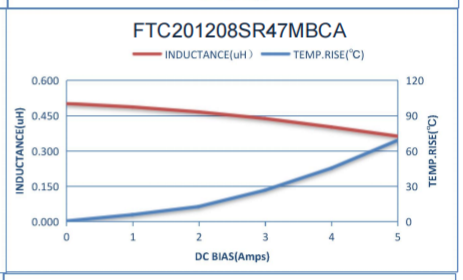
FTC201208SR47MBCA
INDUCTANCE(uH)
TEMP.RISE(℃)
INDUCTANCE(uH)
TEMP.RISE(℃)
DC BIAS(Amps)

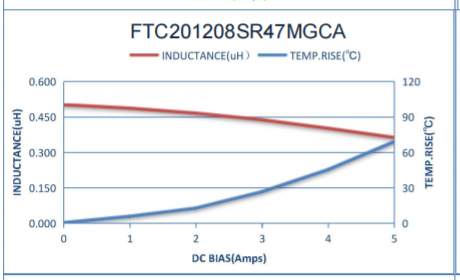
FTC201208SR47MGCA
INDUCTANCE(uH)
TEMP.RISE(℃)
INDUCTANCE(uH)
TEMP.RISE(℃)
DC BIAS(Amps)

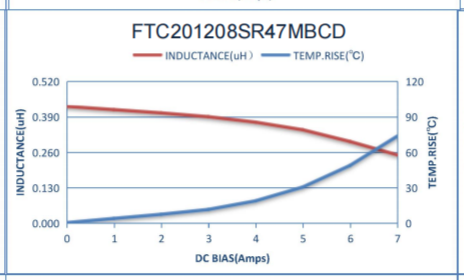
FTC201208SR47MBCD
INDUCTANCE(uH)
TEMP.RISE(℃)
INDUCTANCE(uH)
TEMP.RISE(℃)
DC BIAS(Amps)

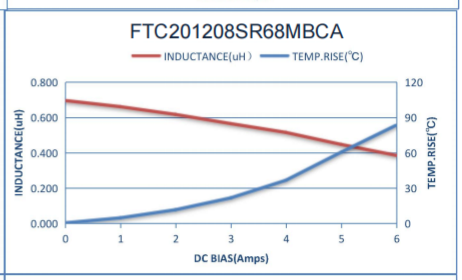
FTC201208SR68MBCA
INDUCTANCE(uH)
TEMP.RISE(℃)
INDUCTANCE(uH)
TEMP.RISE(℃)
DC BIAS(Amps)

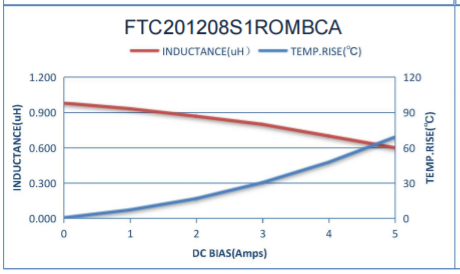
FTC201208S1ROMBCA
INDUCTANCE(uH)
TEMP.RISE(℃)
INDUCTANCE(uH)
TEMP.RISE(℃)
DC BIAS(Amps)

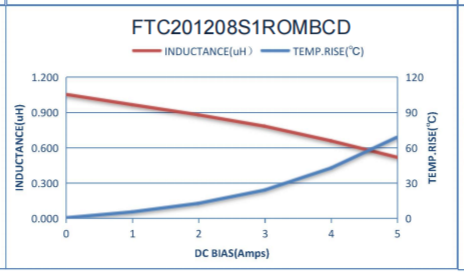
FTC201208S1ROMBCD
INDUCTANCE(uH)
TEMP.RISE(℃)
INDUCTANCE(uH)
TEMP.RISE(℃)
DC BIAS(Amps)

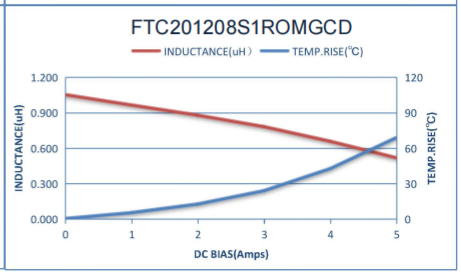
FTC201208S1ROMGCD
INDUCTANCE(uH)
TEMP.RISE(℃)
INDUCTANCE(uH)
TEMP.RISE(℃)
DC BIAS(Amps)

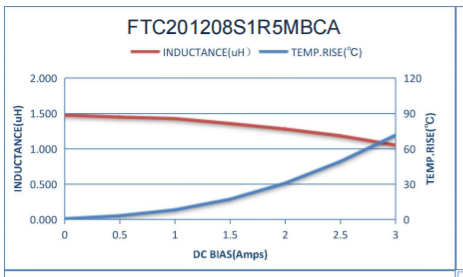
FTC201208S1R5MBCA
INDUCTANCE(uH)
TEMP.RISE(℃)
DC BIAS(Amps)

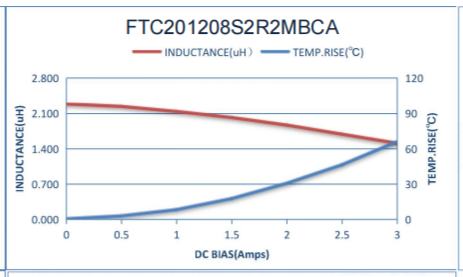
FTC201208S2R2MBCA
INDUCTANCE(uH)
TEMP.RISE(℃)
DC BIAS(Amps)

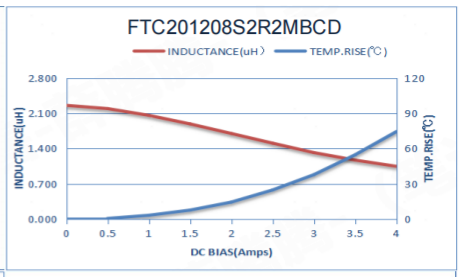
FTC201208S2R2MBCD
INDUCTANCE(uH)
TEMP.RISE(℃)
DC BIAS(Amps)

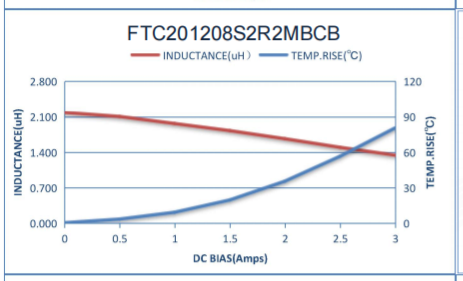
FTC201208S2R2MBCB
INDUCTANCE(uH)
TEMP.RISE(℃)
DC BIAS(Amps)

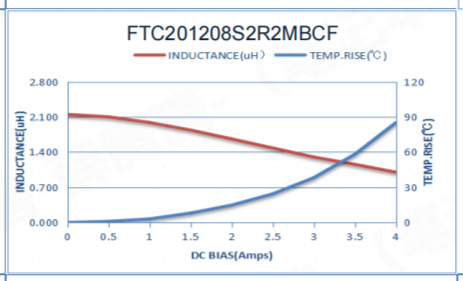
FTC201208S2R2MBCF
INDUCTANCE(uH)
TEMP.RISE(℃)
DC BIAS(Amps)

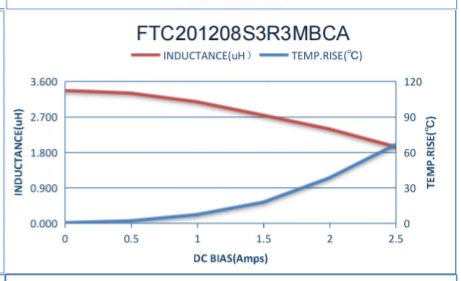
FTC201208S3R3MBCA
INDUCTANCE(uH)
TEMP.RISE(℃)
DC BIAS(Amps)

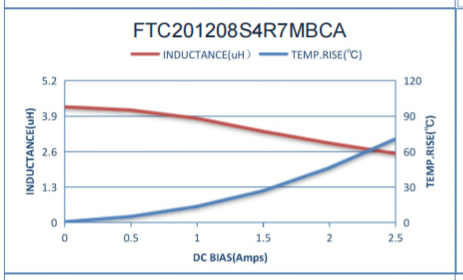
FTC201208S4R7MBCA
INDUCTANCE(uH)
TEMP.RISE(℃)
DC BIAS(Amps)

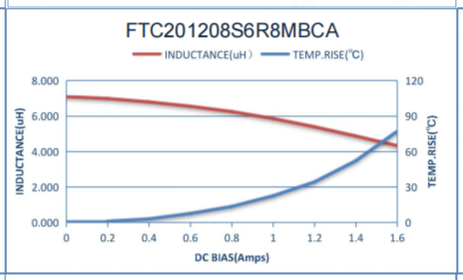
FTC201208S6R8MBCA
INDUCTANCE(uH)
TEMP.RISE(℃)
DC BIAS(Amps)

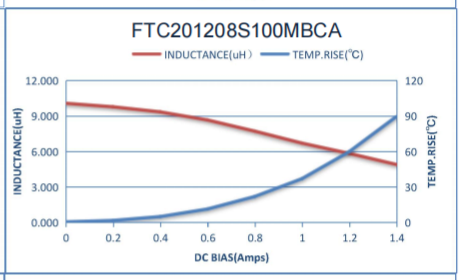
FTC201208S100MBCA
INDUCTANCE(uH)
TEMP.RISE(℃)
DC BIAS(Amps)

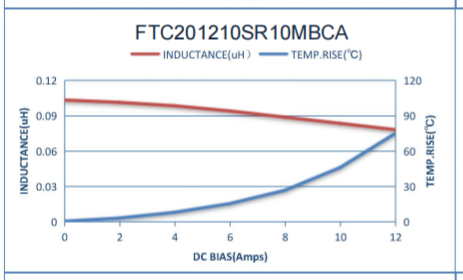
FTC201210SR10MBCA
INDUCTANCE(uH)
TEMP.RISE(℃)
DC BIAS(Amps)

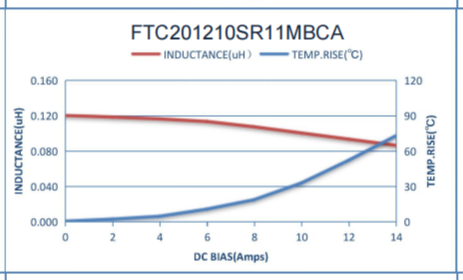
FTC201210SR11MBCA
INDUCTANCE(uH)
TEMP.RISE(℃)
DC BIAS(Amps)

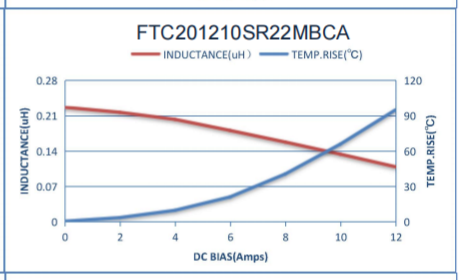
FTC201210SR22MBCA
INDUCTANCE(uH)
TEMP.RISE(℃)
DC BIAS(Amps)

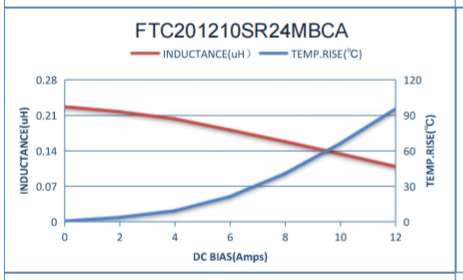
FTC201210SR24MBCA
INDUCTANCE(uH)
TEMP.RISE(℃)
DC BIAS(Amps)

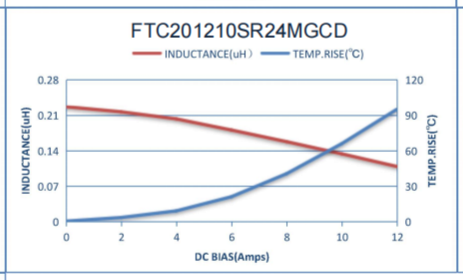
FTC201210SR24MGCD
INDUCTANCE(uH)
TEMP.RISE(℃)
DC BIAS(Amps)

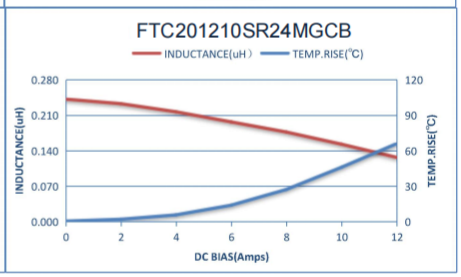
FTC201210SR24MGCB
INDUCTANCE(uH)
TEMP.RISE(℃)
DC BIAS(Amps)

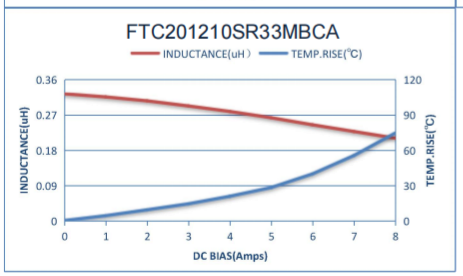
FTC201210SR33MBCA
INDUCTANCE(uH)
TEMP.RISE(℃)
DC BIAS(Amps)

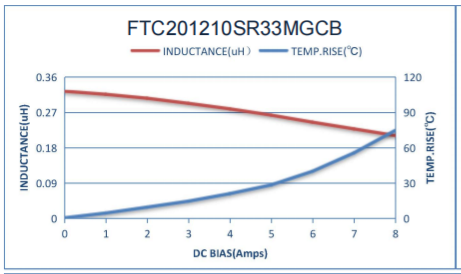
FTC201210SR33MGCB
INDUCTANCE(uH)
TEMP.RISE(℃)
DC BIAS(Amps)

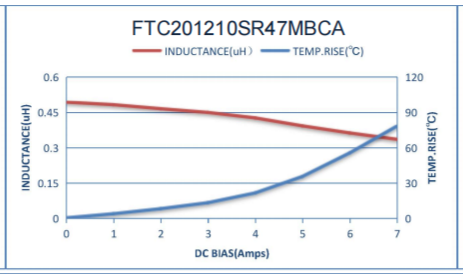
FTC201210SR47MBCA
INDUCTANCE(uH)
TEMP.RISE(℃)
DC BIAS(Amps)

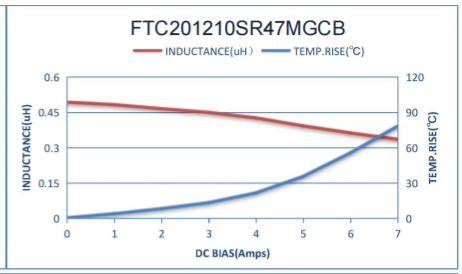
FTC201210SR47MGCB
INDUCTANCE(uH)
TEMP.RISE(℃)
DC BIAS(Amps)

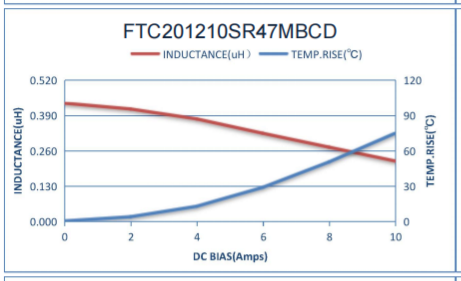
FTC201210SR47MBCD
INDUCTANCE(uH)
TEMP.RISE(℃)
DC BIAS(Amps)

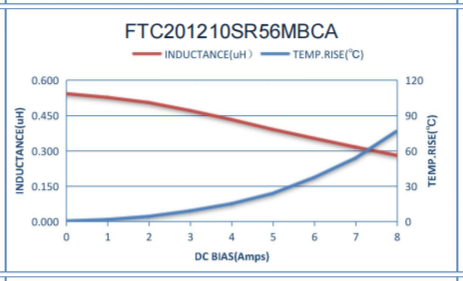
FTC201210SR56MBCA
INDUCTANCE(uH)
TEMP.RISE(℃)
DC BIAS(Amps)

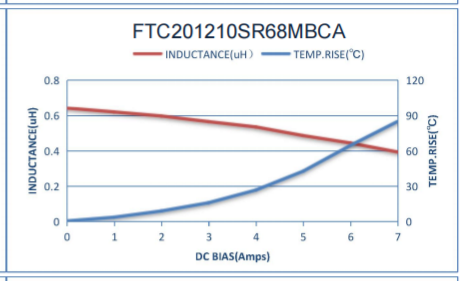
FTC201210SR68MBCA
INDUCTANCE(uH)
TEMP.RISE(℃)
DC BIAS(Amps)

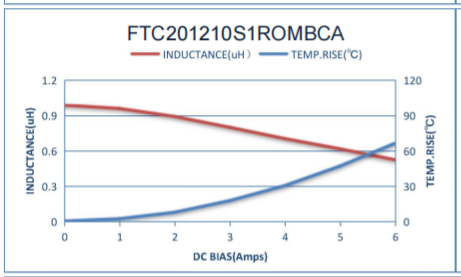
FTC201210S1ROMBCA
INDUCTANCE(uH)
TEMP.RISE(℃)
DC BIAS(Amps)

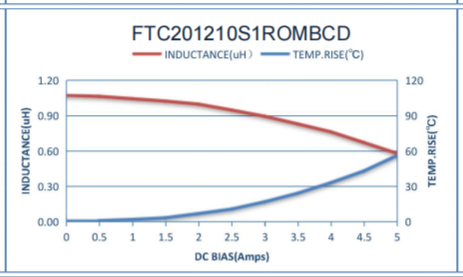
FTC201210S1ROMBCD
INDUCTANCE(uH)
TEMP.RISE(℃)
DC BIAS(Amps)

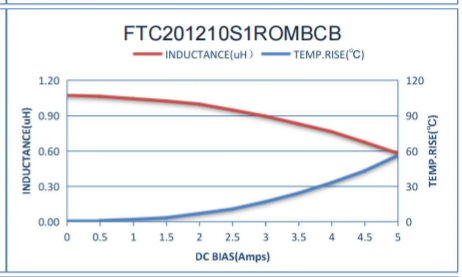
FTC201210S1ROMBCB
INDUCTANCE(uH)
TEMP.RISE(℃)
DC BIAS(Amps)

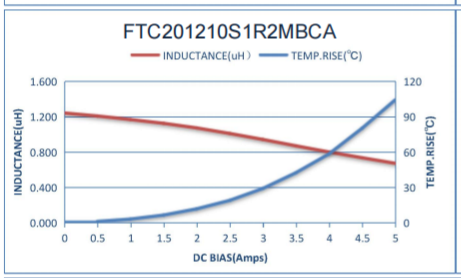
FTC201210S1R2MBCA
INDUCTANCE(uH)
TEMP.RISE(℃)
DC BIAS(Amps)

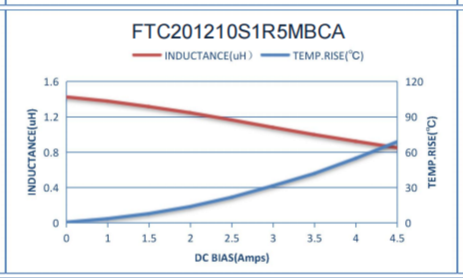
FTC201210S1R5MBCA
INDUCTANCE(uH)
TEMP.RISE(℃)
DC BIAS(Amps)

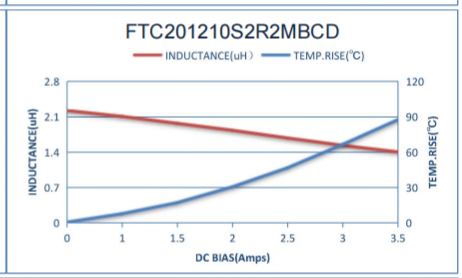
FTC201210S2R2MBCD
INDUCTANCE(uH)
TEMP.RISE(℃)
DC BIAS(Amps)

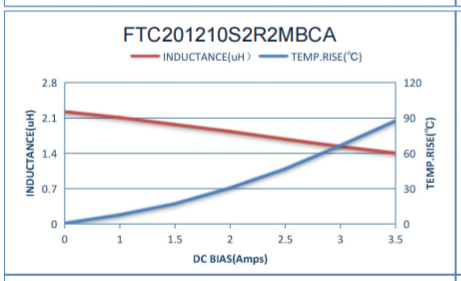
FTC201210S2R2MBCA
INDUCTANCE(uH)
TEMP.RISE(℃)
DC BIAS(Amps)

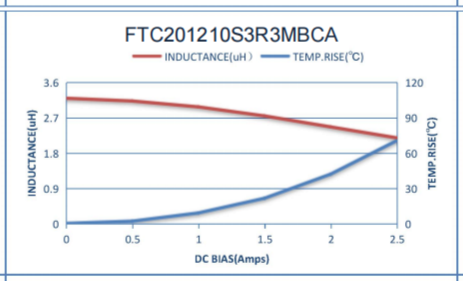
FTC201210S3R3MBCA
INDUCTANCE(uH)
TEMP.RISE(℃)
DC BIAS(Amps)

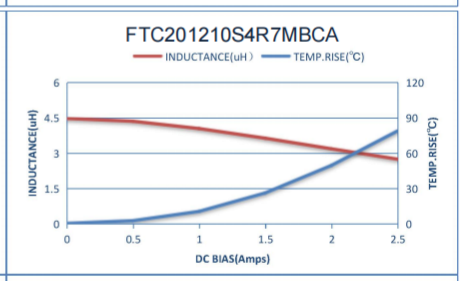
FTC201210S4R7MBCA
INDUCTANCE(uH)
TEMP.RISE(℃)
DC BIAS(Amps)

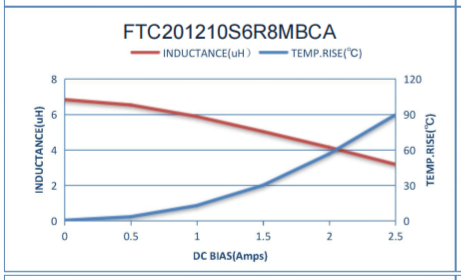
FTC201210S6R8MBCA
INDUCTANCE(uH)
TEMP.RISE(℃)
DC BIAS(Amps)

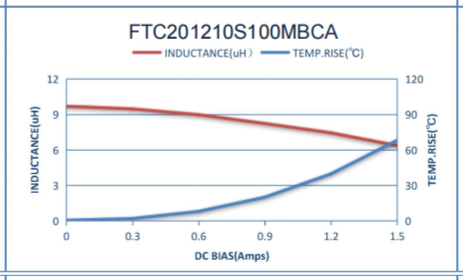
FTC201210S100MBCA
INDUCTANCE(uH)
TEMP.RISE(℃)
DC BIAS(Amps)

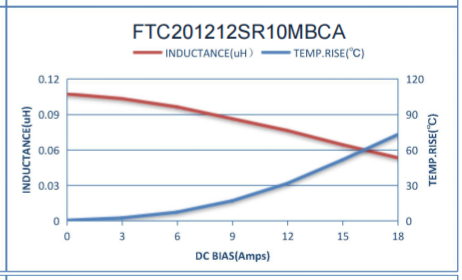
FTC201212SR10MBCA
INDUCTANCE(uH)
TEMP.RISE(℃)
DC BIAS(Amps)

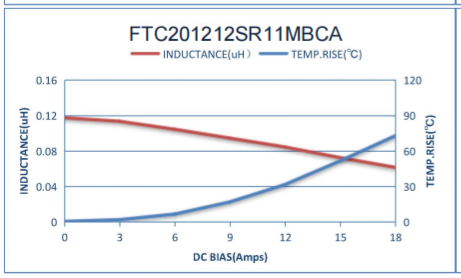
FTC201212SR11MBCA
INDUCTANCE(uH)
TEMP.RISE(℃)
DC BIAS(Amps)

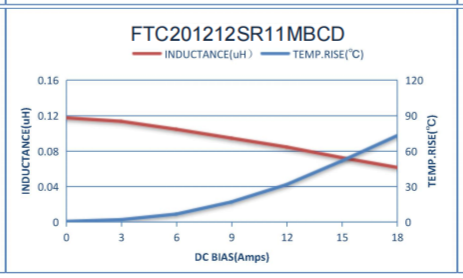
FTC201212SR11MBCD
INDUCTANCE(uH)
TEMP.RISE(℃)
DC BIAS(Amps)

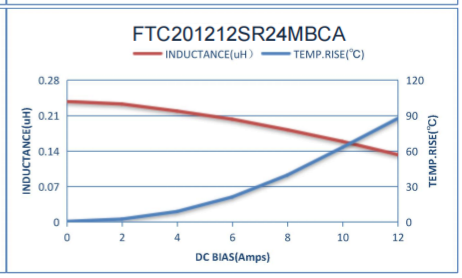
FTC201212SR24MBCA
INDUCTANCE(uH)
TEMP.RISE(℃)
DC BIAS(Amps)

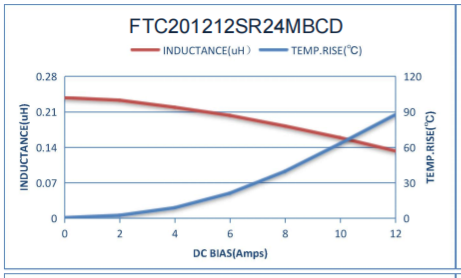

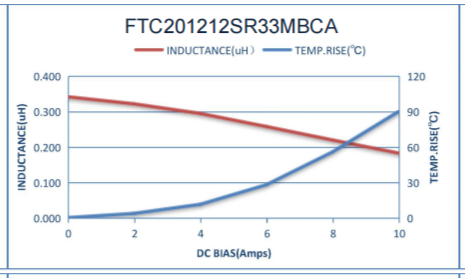

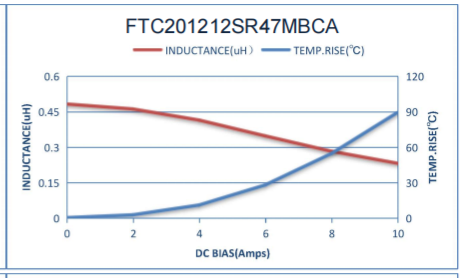

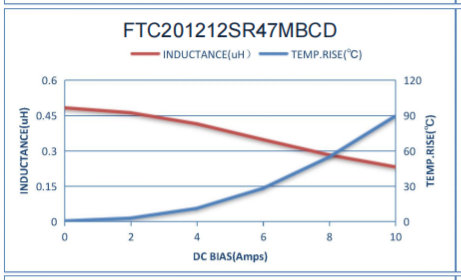

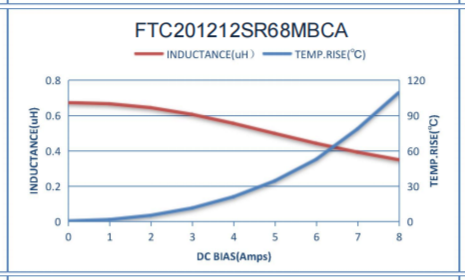

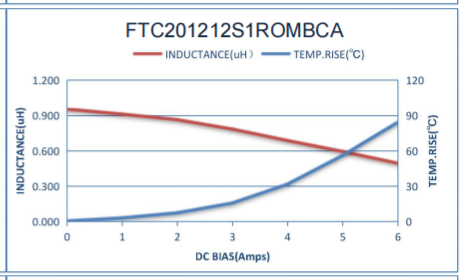

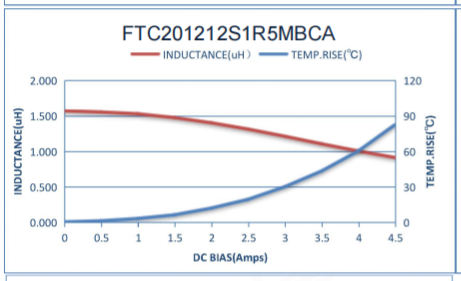

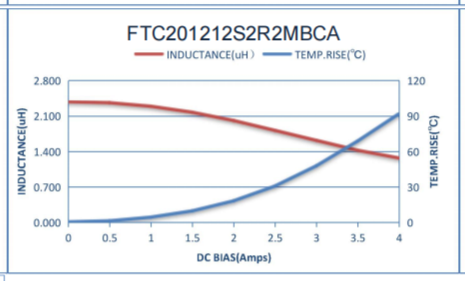

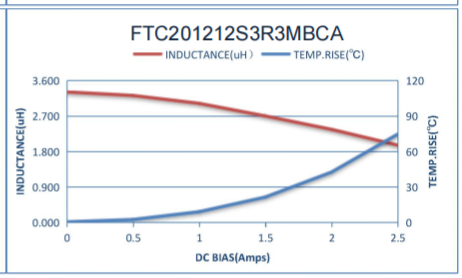

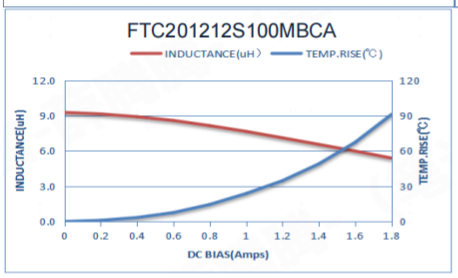

7>2016 Series

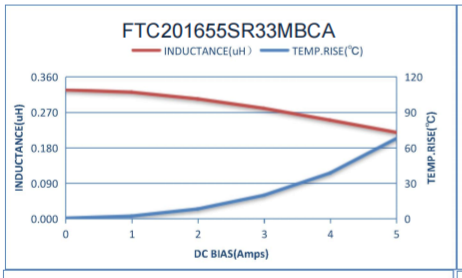

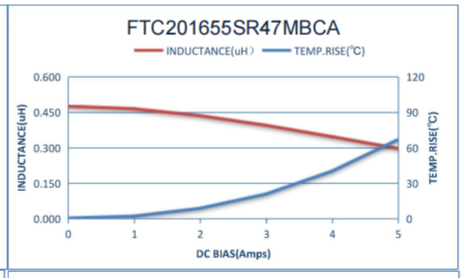

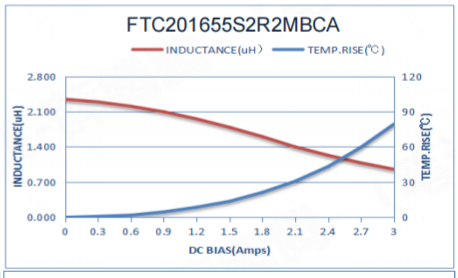

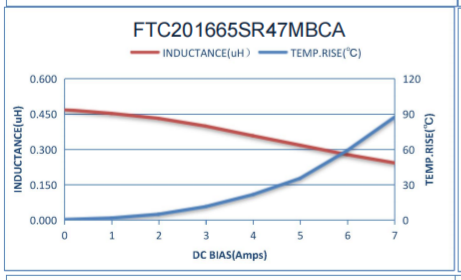

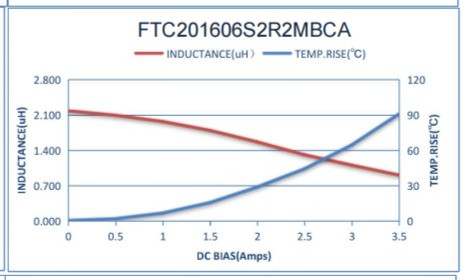

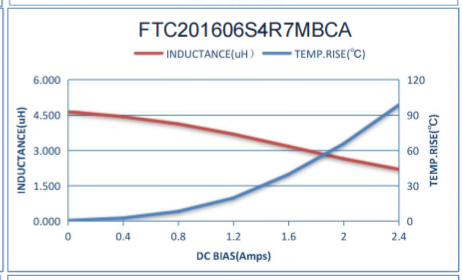

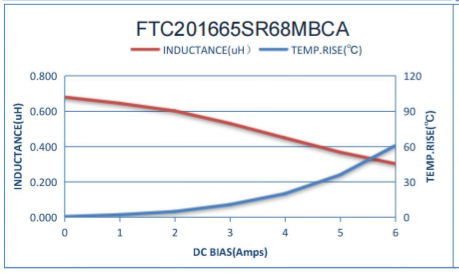

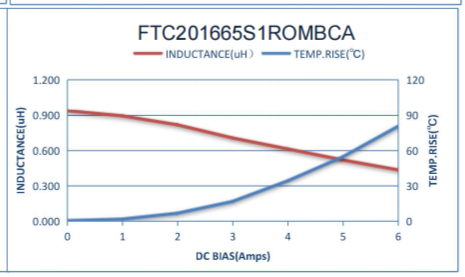

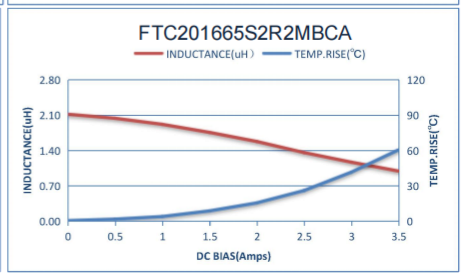

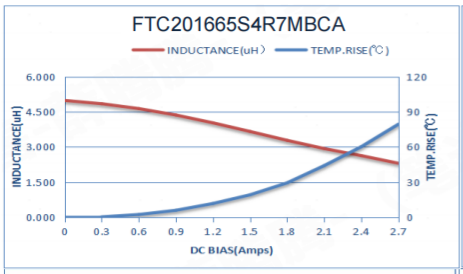
FTC201665S4R7MBCA
INDUCTANCE(uH)
TEMP.RISE(℃)
DC BIAS(Amps)

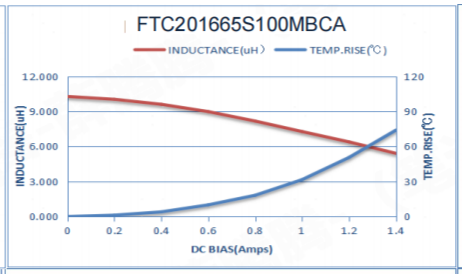
FTC201665S100MBCA
INDUCTANCE(uH)
TEMP.RISE(℃)
DC BIAS(Amps)

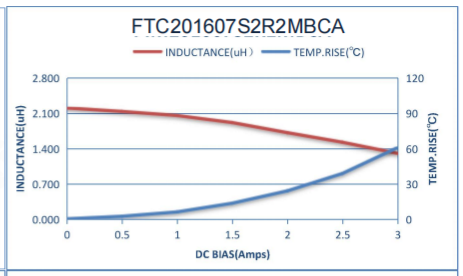
FTC201607S2R2MBCA
INDUCTANCE(uH)
TEMP.RISE(℃)
DC BIAS(Amps)

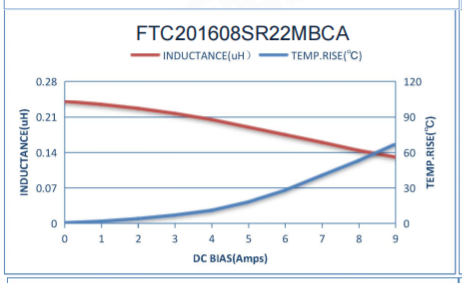
FTC201608SR22MBCA
INDUCTANCE(uH)
TEMP.RISE(℃)
DC BIAS(Amps)

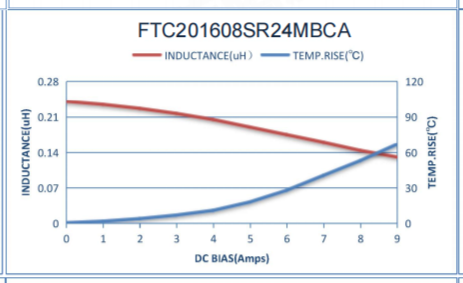
FTC201608SR24MBCA
INDUCTANCE(uH)
TEMP.RISE(℃)
DC BIAS(Amps)

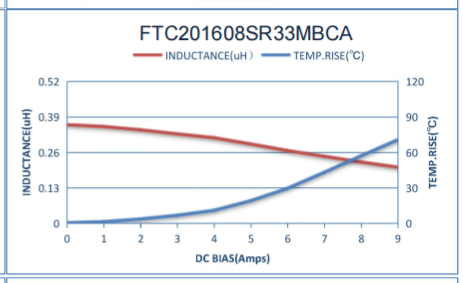
FTC201608SR33MBCA
INDUCTANCE(uH)
TEMP.RISE(℃)
DC BIAS(Amps)

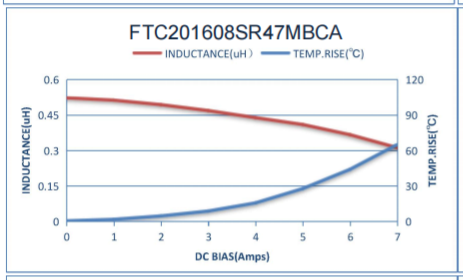
FTC201608SR47MBCA
INDUCTANCE(uH)
TEMP.RISE(℃)
DC BIAS(Amps)

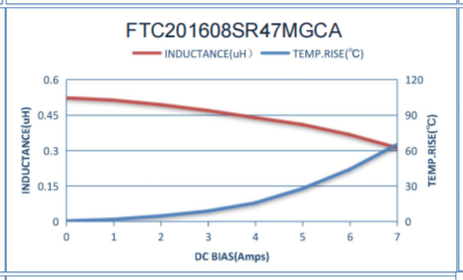
FTC201608SR47MGCA
INDUCTANCE(uH)
TEMP.RISE(℃)
DC BIAS(Amps)

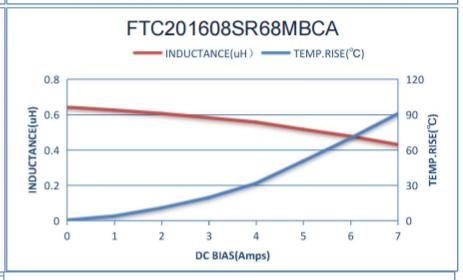
FTC201608SR68MBCA
INDUCTANCE(uH)
TEMP.RISE(℃)
DC BIAS(Amps)

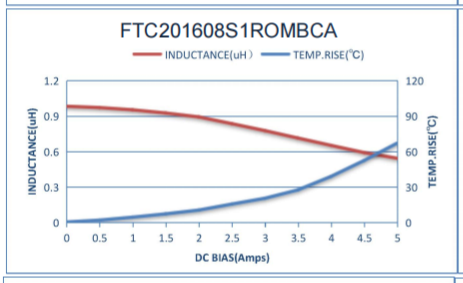
FTC201608S1ROMBCA
INDUCTANCE(uH)
TEMP.RISE(℃)
DC BIAS(Amps)

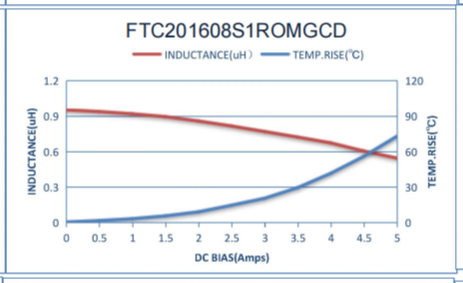
FTC201608S1ROMGCD
INDUCTANCE(uH)
TEMP.RISE(℃)
DC BIAS(Amps)

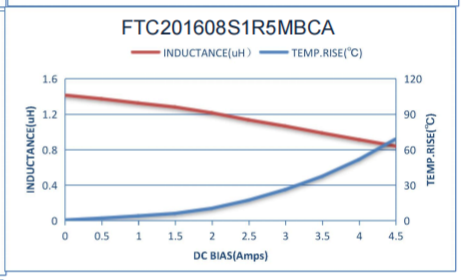
FTC201608S1R5MBCA
INDUCTANCE(uH)
TEMP.RISE(℃)
DC BIAS(Amps)

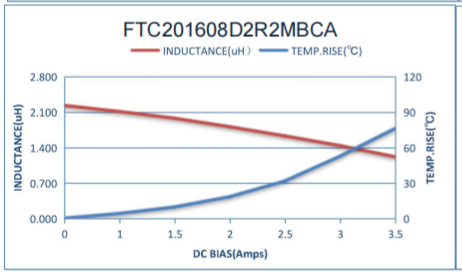
FTC201608D2R2MBCA
INDUCTANCE(uH)
TEMP.RISE(℃)
DC BIAS(Amps)

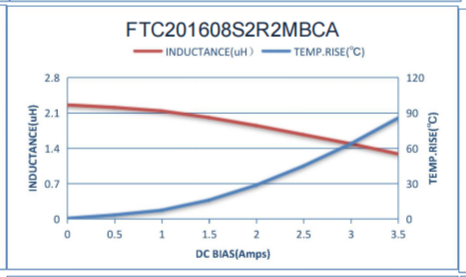
FTC201608S2R2MBCA
INDUCTANCE(uH)
TEMP.RISE(℃)
DC BIAS(Amps)

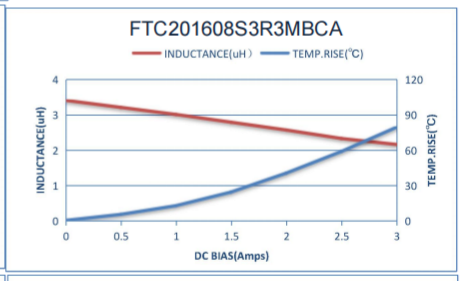
FTC201608S3R3MBCA
INDUCTANCE(uH)
TEMP.RISE(℃)
DC BIAS(Amps)

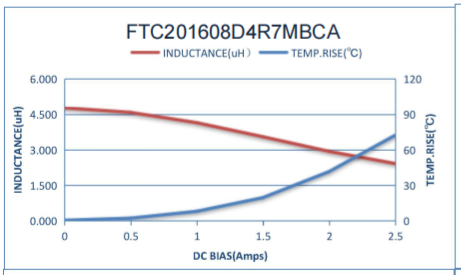
FTC201608D4R7MBCA
INDUCTANCE(uH)
TEMP.RISE(℃)
DC BIAS(Amps)

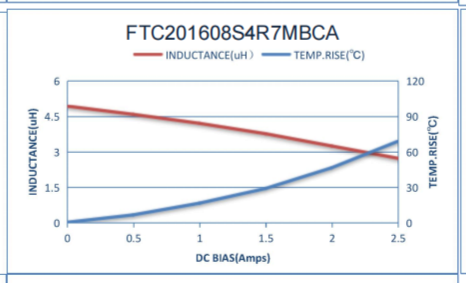
FTC201608S4R7MBCA
INDUCTANCE(uH)
TEMP.RISE(℃)
DC BIAS(Amps)

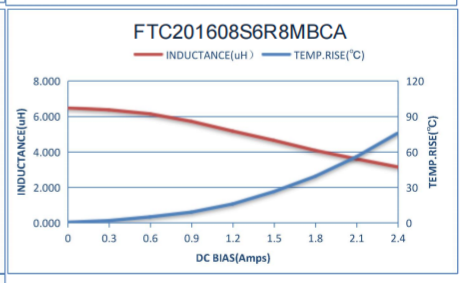
FTC201608S6R8MBCA
INDUCTANCE(uH)
TEMP.RISE(℃)
DC BIAS(Amps)

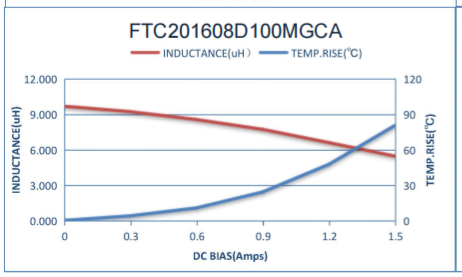
FTC201608D100MGCA
INDUCTANCE(uH)
TEMP.RISE(℃)
DC BIAS(Amps)

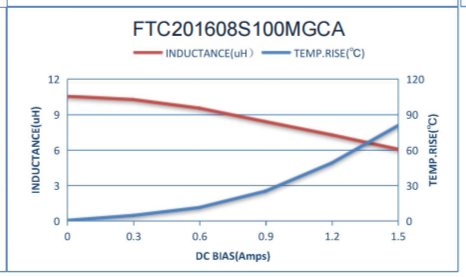
FTC201608S100MGCA
INDUCTANCE(uH)
TEMP.RISE(℃)
DC BIAS(Amps)

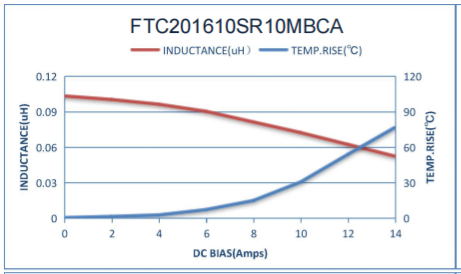
FTC201610SR10MBCA
INDUCTANCE(uH)
TEMP.RISE(℃)
DC BIAS(Amps)

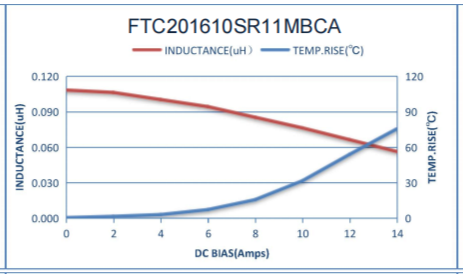
FTC201610SR11MBCA
INDUCTANCE(uH)
TEMP.RISE(℃)
DC BIAS(Amps)

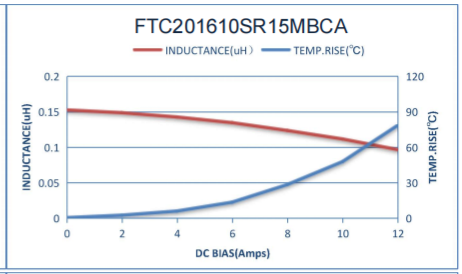
FTC201610SR15MBCA
INDUCTANCE(uH)
TEMP.RISE(℃)
DC BIAS(Amps)

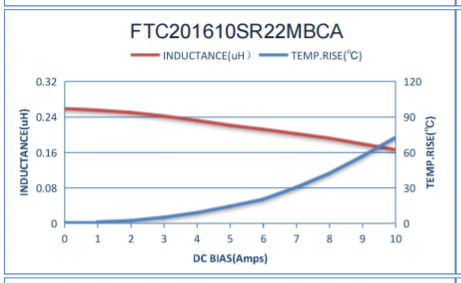
FTC201610SR22MBCA
INDUCTANCE(uH)
TEMP.RISE(℃)
DC BIAS(Amps)

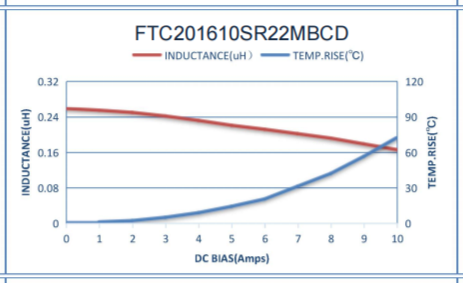
FTC201610SR22MBCD
INDUCTANCE(uH)
TEMP.RISE(℃)
DC BIAS(Amps)

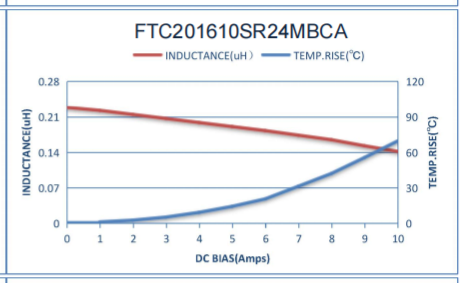
FTC201610SR24MBCA
INDUCTANCE(uH)
TEMP.RISE(℃)
DC BIAS(Amps)

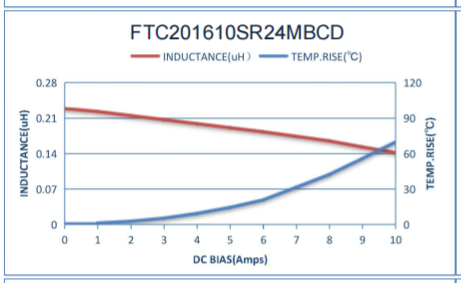
FTC201610SR24MBCD
INDUCTANCE(uH)
TEMP.RISE(℃)
DC BIAS(Amps)

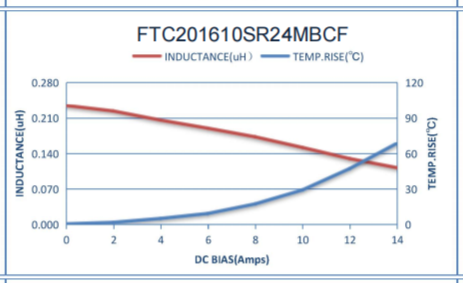
FTC201610SR24MBCF
INDUCTANCE(uH)
TEMP.RISE(℃)
DC BIAS(Amps)

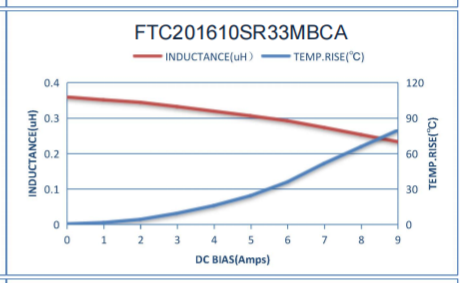
FTC201610SR33MBCA
INDUCTANCE(uH)
TEMP.RISE(℃)
DC BIAS(Amps)

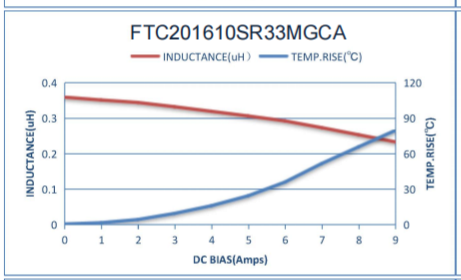
FTC201610SR33MGCA
INDUCTANCE(uH)
TEMP.RISE(℃)
DC BIAS(Amps)

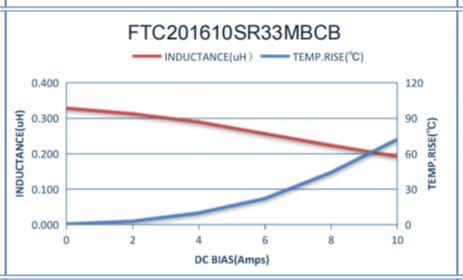
FTC201610SR33MBCB
INDUCTANCE(uH)
TEMP.RISE(℃)
DC BIAS(Amps)

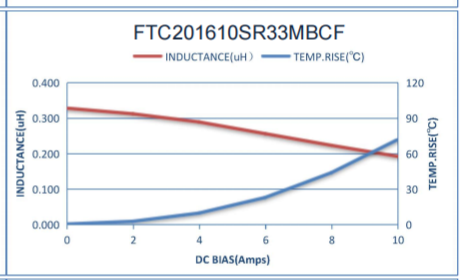
FTC201610SR33MBCF
INDUCTANCE(uH)
TEMP.RISE(℃)
DC BIAS(Amps)

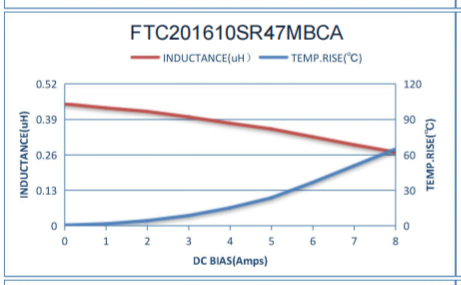
FTC201610SR47MBCA
INDUCTANCE(uH)
TEMP.RISE(℃)
DC BIAS(Amps)

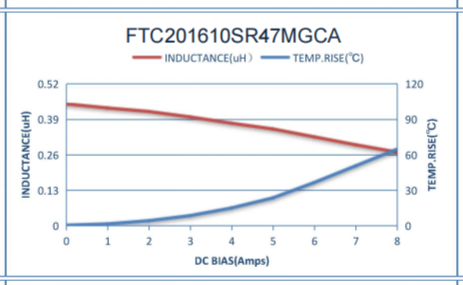
FTC201610SR47MGCA
INDUCTANCE(uH)
TEMP.RISE(℃)
DC BIAS(Amps)

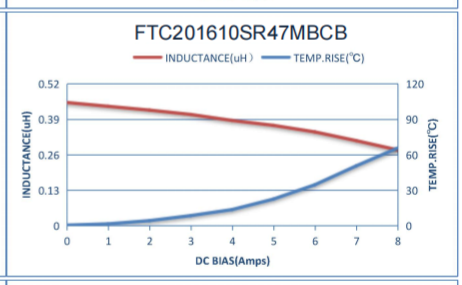
FTC201610SR47MBCB
INDUCTANCE(uH)
TEMP.RISE(℃)
DC BIAS(Amps)

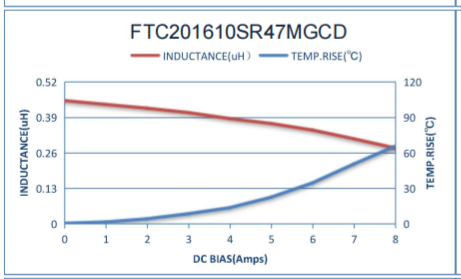
FTC201610SR47MGCD
INDUCTANCE(uH)
TEMP.RISE(℃)
DC BIAS(Amps)

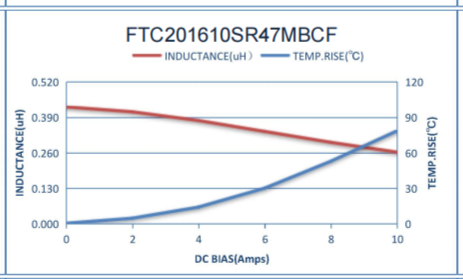
FTC201610SR47MBCF
INDUCTANCE(uH)
TEMP.RISE(℃)
DC BIAS(Amps)

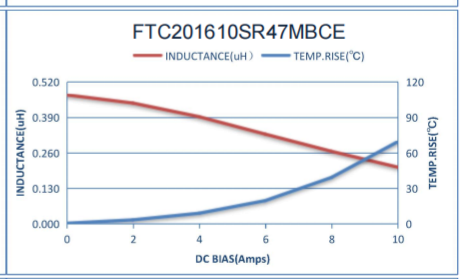
FTC201610SR47MBCE
INDUCTANCE(uH)
TEMP.RISE(℃)
DC BIAS(Amps)

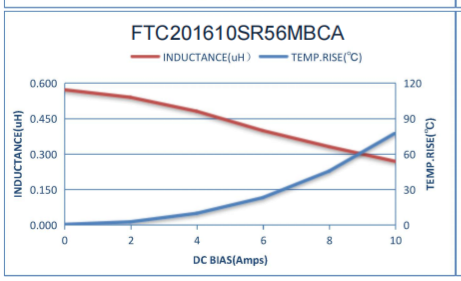
FTC201610SR56MBCA
INDUCTANCE(uH)
TEMP.RISE(℃)
DC BIAS(Amps)

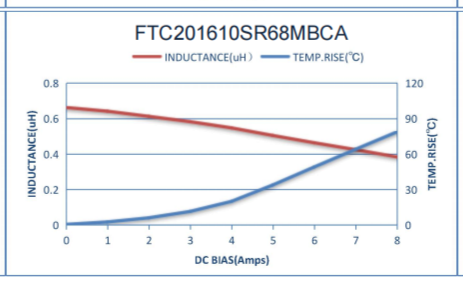
FTC201610SR68MBCA
INDUCTANCE(uH)
TEMP.RISE(℃)
DC BIAS(Amps)

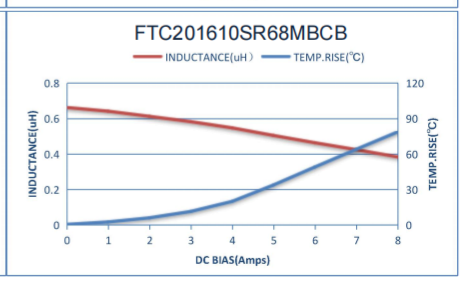
FTC201610SR68MBCB
INDUCTANCE(uH)
TEMP.RISE(℃)
DC BIAS(Amps)

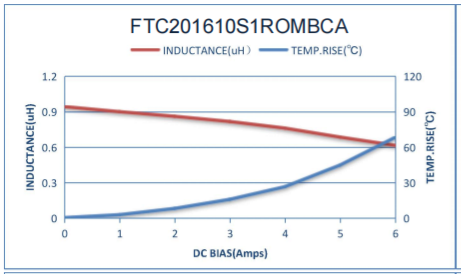
FTC201610S1ROMBCA
INDUCTANCE(uH)
TEMP.RISE(℃)
DC BIAS(Amps)

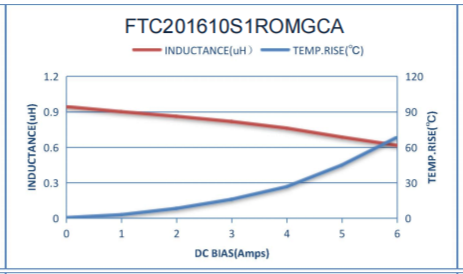
FTC201610S1ROMGCA
INDUCTANCE(uH)
TEMP.RISE(℃)
DC BIAS(Amps)

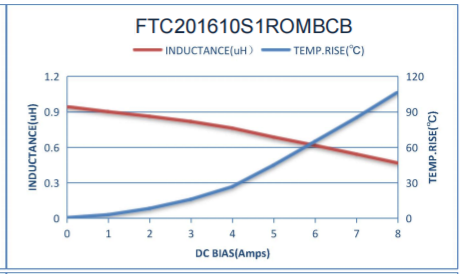
FTC201610S1ROMBCB
INDUCTANCE(uH)
TEMP.RISE(℃)
DC BIAS(Amps)

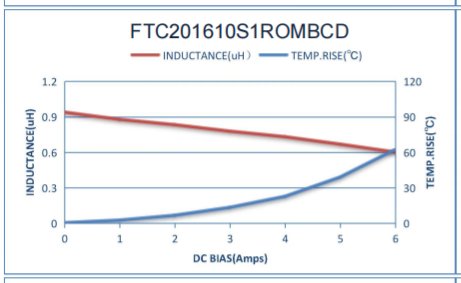
FTC201610S1ROMBCD
INDUCTANCE(uH)
TEMP.RISE(℃)
DC BIAS(Amps)

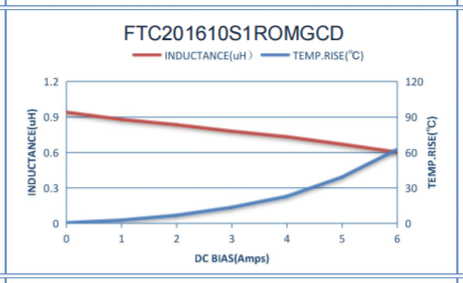
FTC201610S1ROMGCD
INDUCTANCE(uH)
TEMP.RISE(℃)
DC BIAS(Amps)

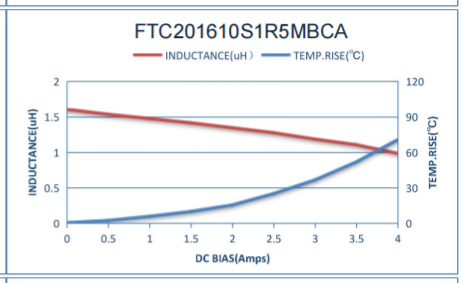
FTC201610S1R5MBCA
INDUCTANCE(uH)
TEMP.RISE(℃)
DC BIAS(Amps)

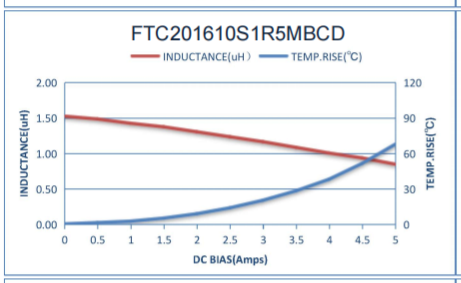
FTC201610S1R5MBCD
INDUCTANCE(uH)
TEMP.RISE(℃)
DC BIAS(Amps)

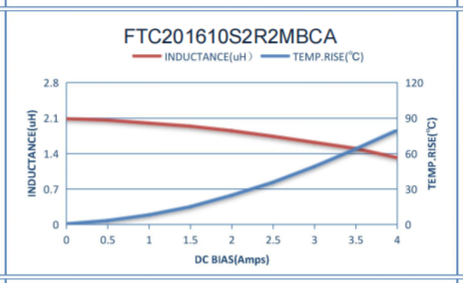
FTC201610S2R2MBCA
INDUCTANCE(uH)
TEMP.RISE(℃)
DC BIAS(Amps)

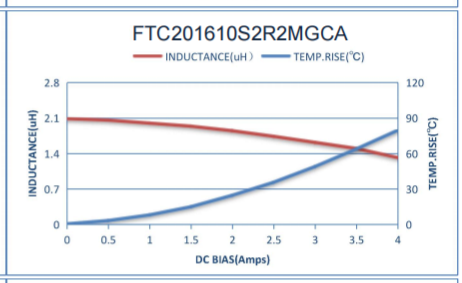
FTC201610S2R2MGCA
INDUCTANCE(uH)
TEMP.RISE(℃)
DC BIAS(Amps)

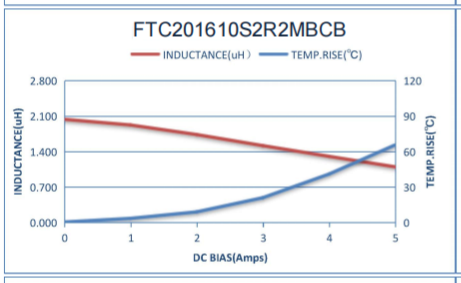
FTC201610S2R2MBCB
INDUCTANCE(uH)
TEMP.RISE(℃)
DC BIAS(Amps)

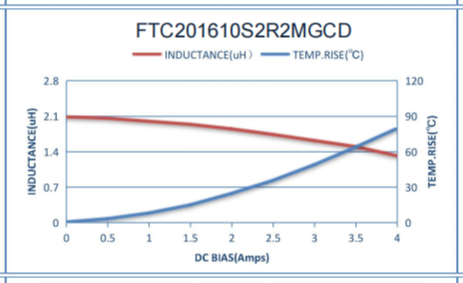
FTC201610S2R2MGCD
INDUCTANCE(uH)
TEMP.RISE(℃)
DC BIAS(Amps)

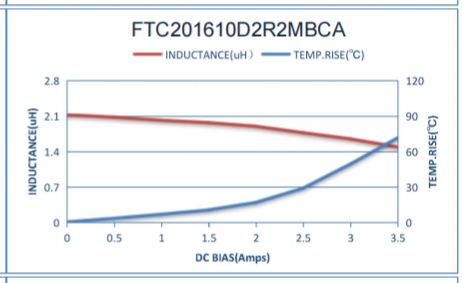
FTC201610D2R2MBCA
INDUCTANCE(uH)
TEMP.RISE(℃)
DC BIAS(Amps)

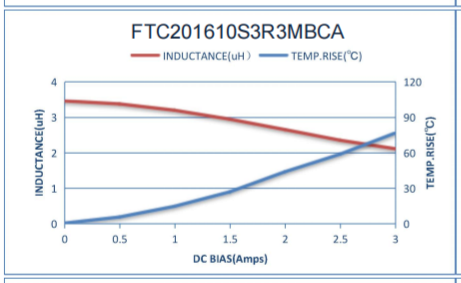
FTC201610S3R3MBCA
INDUCTANCE(uH)
TEMP.RISE(℃)
DC BIAS(Amps)

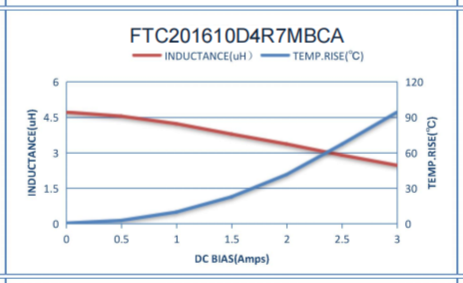
FTC201610D4R7MBCA
INDUCTANCE(uH)
TEMP.RISE(℃)
DC BIAS(Amps)

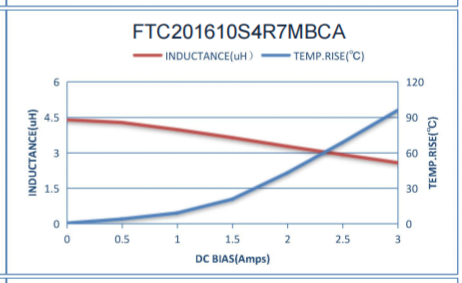
FTC201610S4R7MBCA
INDUCTANCE(uH)
TEMP.RISE(℃)
DC BIAS(Amps)

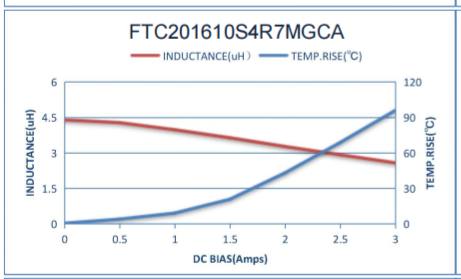
FTC201610S4R7MGCA
INDUCTANCE(uH)
TEMP.RISE(℃)
DC BIAS(Amps)

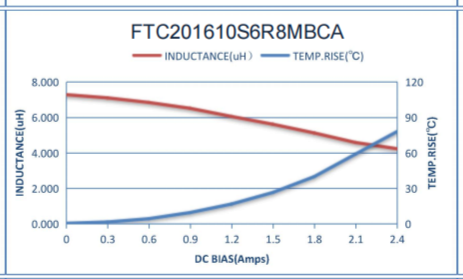
FTC201610S6R8MBCA
INDUCTANCE(uH)
TEMP.RISE(℃)
DC BIAS(Amps)

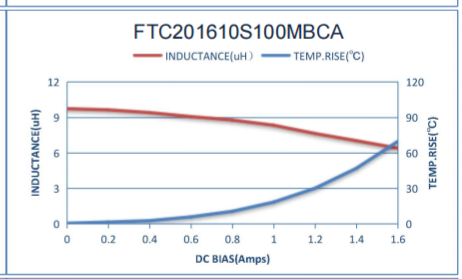
FTC201610S100MBCA
INDUCTANCE(uH)
TEMP.RISE(℃)
DC BIAS(Amps)

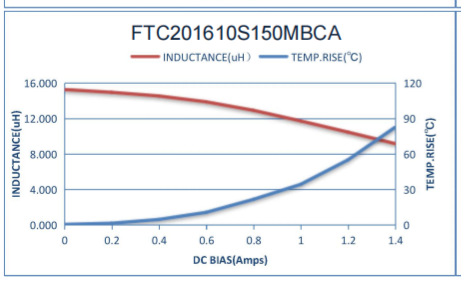
FTC201610S150MBCA
INDUCTANCE(uH)
TEMP.RISE(℃)
DC BIAS(Amps)

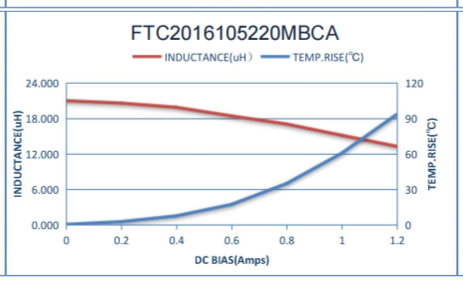
FTC2016105220MBCA
INDUCTANCE(uH)
TEMP.RISE(℃)
DC BIAS(Amps)

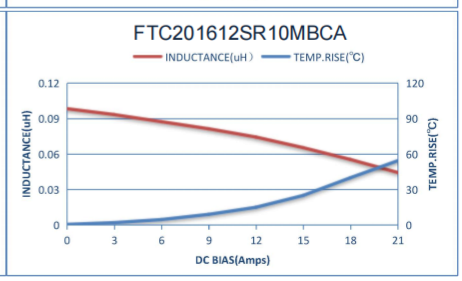
FTC201612SR10MBCA
INDUCTANCE(uH)
TEMP.RISE(℃)
DC BIAS(Amps)

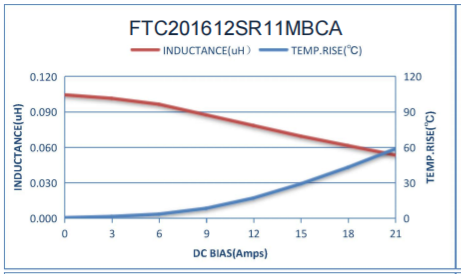
FTC201612SR11MBCA
INDUCTANCE(uH)
TEMP.RISE(℃)
DC BIAS(Amps)

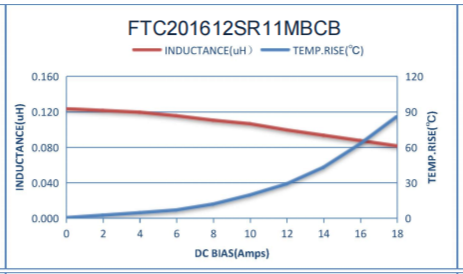
FTC201612SR11MBCB
INDUCTANCE(uH)
TEMP.RISE(℃)
DC BIAS(Amps)

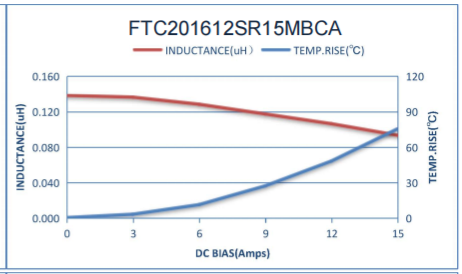
FTC201612SR15MBCA
INDUCTANCE(uH)
TEMP.RISE(℃)
DC BIAS(Amps)

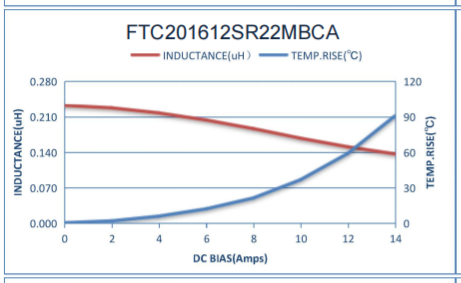
FTC201612SR22MBCA
INDUCTANCE(uH)
TEMP.RISE(℃)
DC BIAS(Amps)

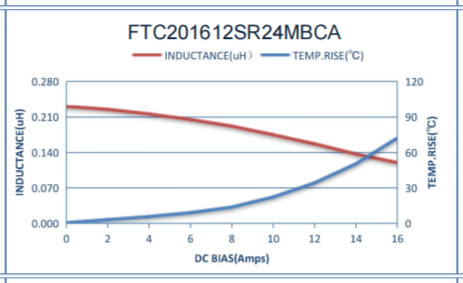
FTC201612SR24MBCA
INDUCTANCE(uH)
TEMP.RISE(℃)
DC BIAS(Amps)

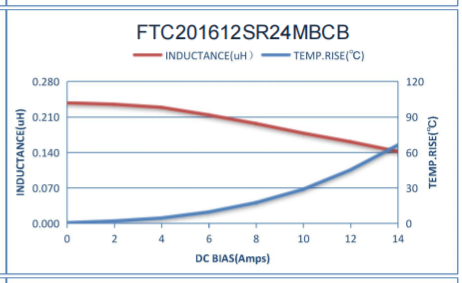
FTC201612SR24MBCB
INDUCTANCE(uH)
TEMP.RISE(℃)
DC BIAS(Amps)

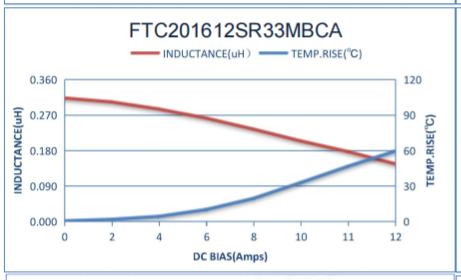
FTC201612SR33MBCA
INDUCTANCE(uH)
TEMP.RISE(℃)
DC BIAS(Amps)

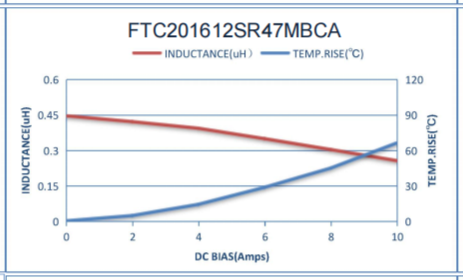
FTC201612SR47MBCA
INDUCTANCE(uH)
TEMP.RISE(℃)
DC BIAS(Amps)

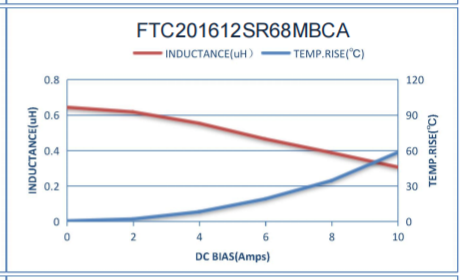
FTC201612SR68MBCA
INDUCTANCE(uH)
TEMP.RISE(℃)
DC BIAS(Amps)

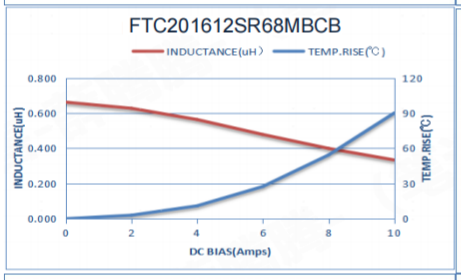
FTC201612SR68MBCB
INDUCTANCE(uH)
TEMP.RISE(℃)
DC BIAS(Amps)

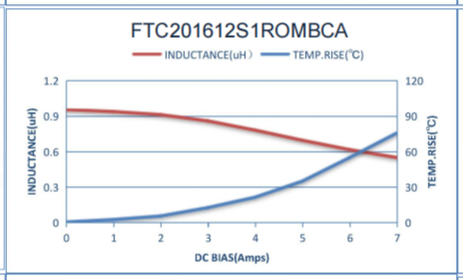
FTC201612S1ROMBCA
INDUCTANCE(uH)
TEMP.RISE(℃)
DC BIAS(Amps)

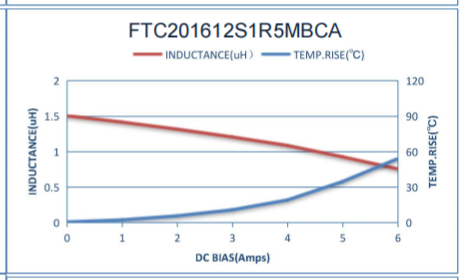
FTC201612S1R5MBCA
INDUCTANCE(uH)
TEMP.RISE(℃)
DC BIAS(Amps)

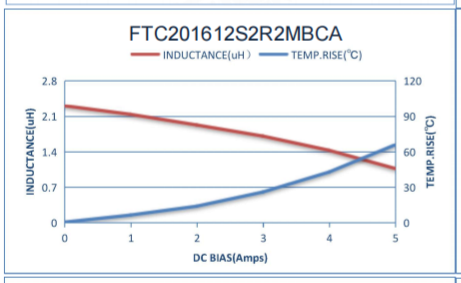
FTC201612S2R2MBCA
INDUCTANCE(uH)
TEMP.RISE(℃)
DC BIAS(Amps)

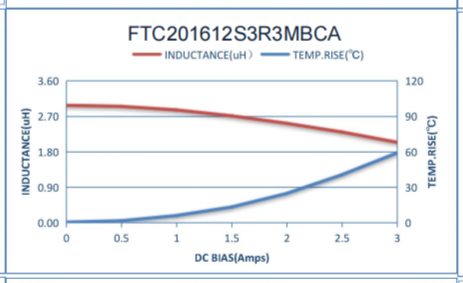
FTC201612S3R3MBCA
INDUCTANCE(uH)
TEMP.RISE(℃)
DC BIAS(Amps)

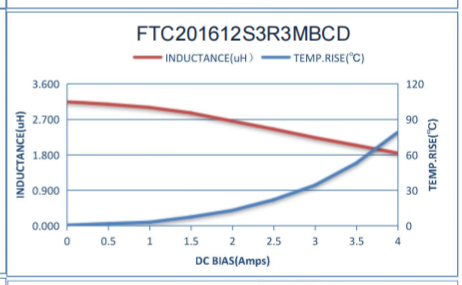
FTC201612S3R3MBCD
INDUCTANCE(uH)
TEMP.RISE(℃)
DC BIAS(Amps)

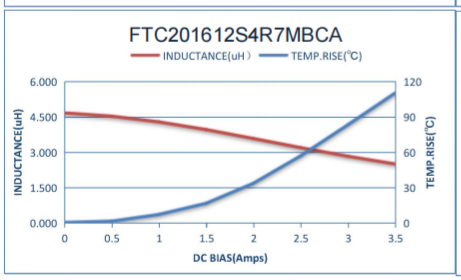
FTC201612S4R7MBCA
INDUCTANCE(uH)
TEMP.RISE(℃)
DC BIAS(Amps)

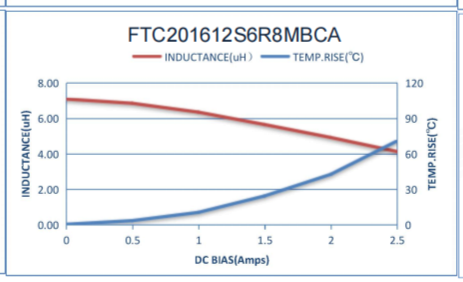
FTC201612S6R8MBCA
INDUCTANCE(uH)
TEMP.RISE(℃)
DC BIAS(Amps)

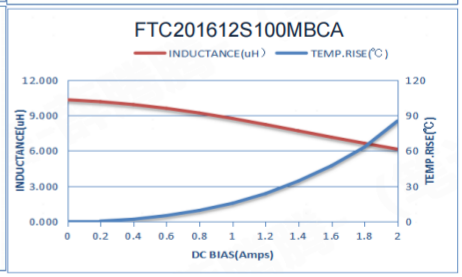
FTC201612S100MBCA
INDUCTANCE(uH)
TEMP.RISE(℃)
DC BIAS(Amps)

8>**2520 Series**

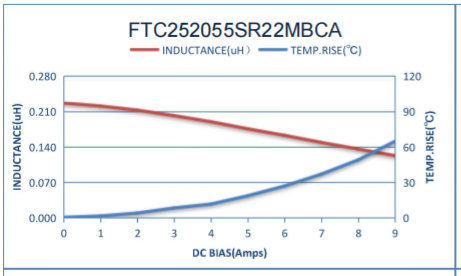

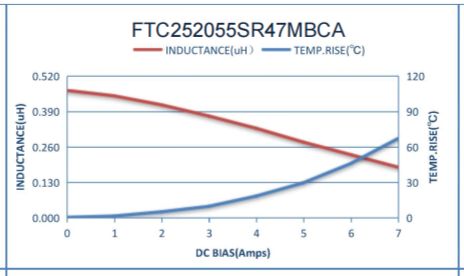

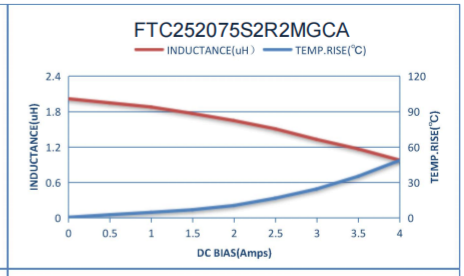

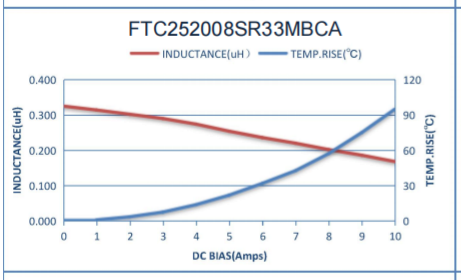

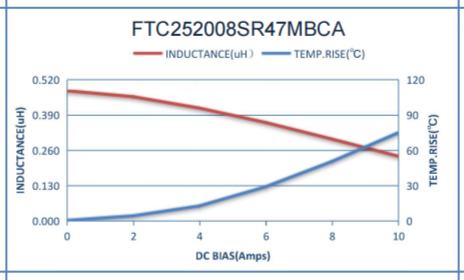

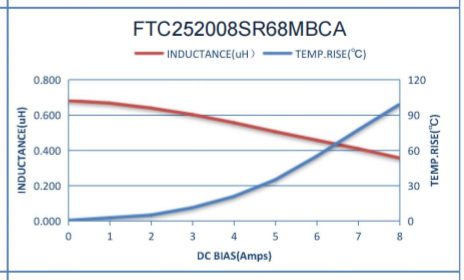

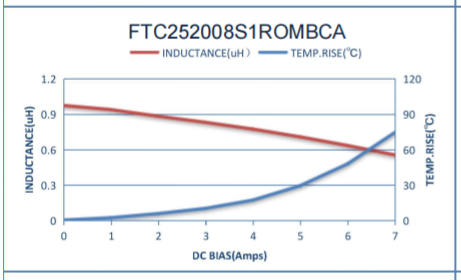

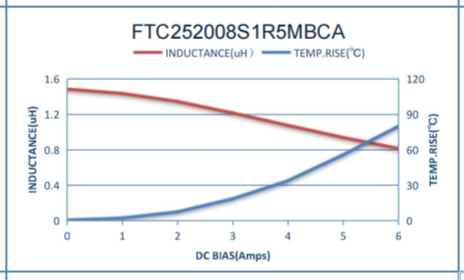

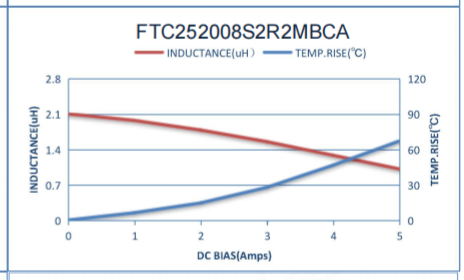

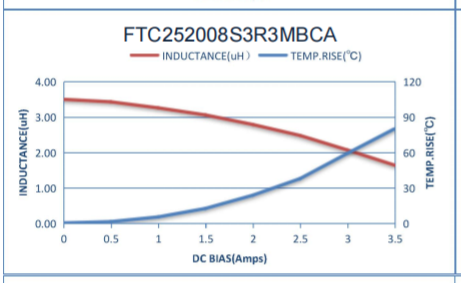

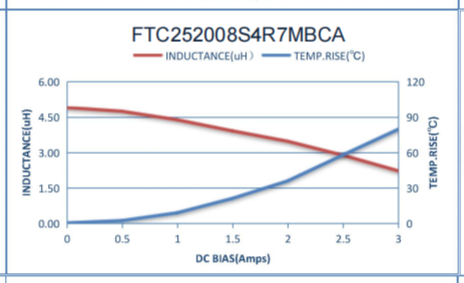

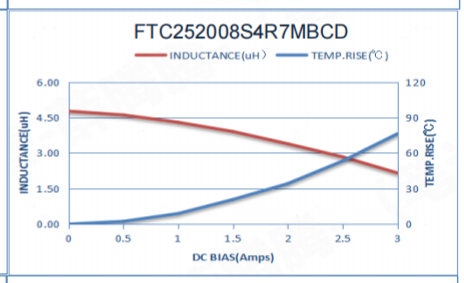

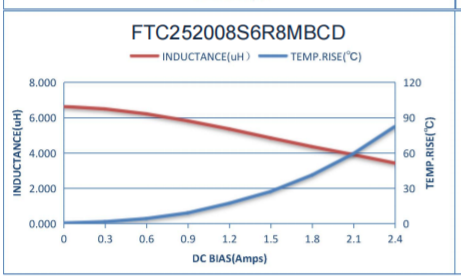

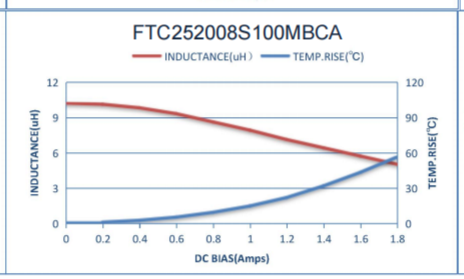

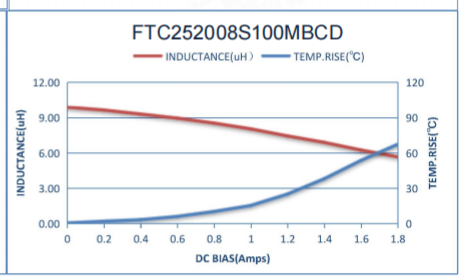

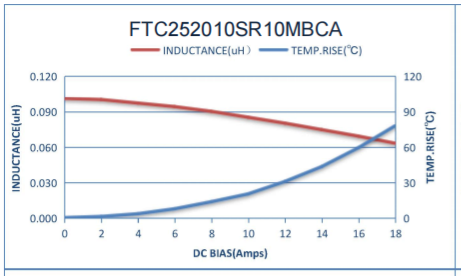
FTC252010SR10MBCA
INDUCTANCE(uH)
TEMP.RISE(℃)
DC BIAS(Amps)

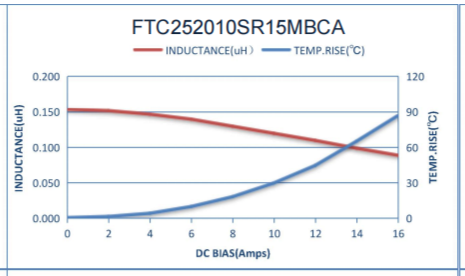
FTC252010SR15MBCA
INDUCTANCE(uH)
TEMP.RISE(℃)
DC BIAS(Amps)

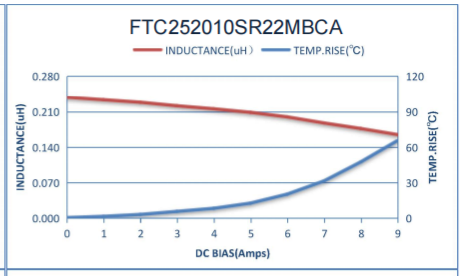
FTC252010SR22MBCA
INDUCTANCE(uH)
TEMP.RISE(℃)
DC BIAS(Amps)

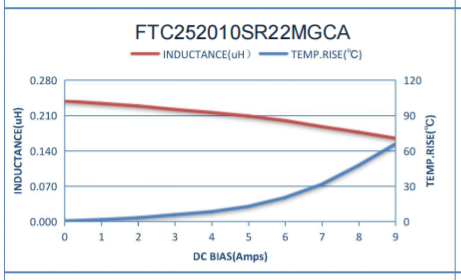
FTC252010SR22MGCA
INDUCTANCE(uH)
TEMP.RISE(℃)
DC BIAS(Amps)

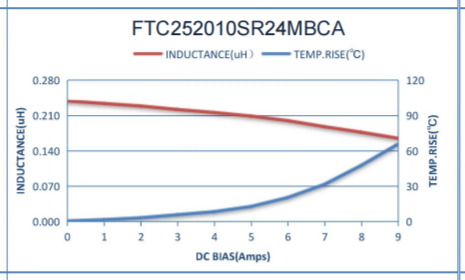
FTC252010SR24MBCA
INDUCTANCE(uH)
TEMP.RISE(℃)
DC BIAS(Amps)

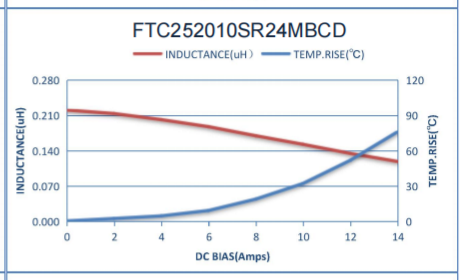
FTC252010SR24MBCD
INDUCTANCE(uH)
TEMP.RISE(℃)
DC BIAS(Amps)

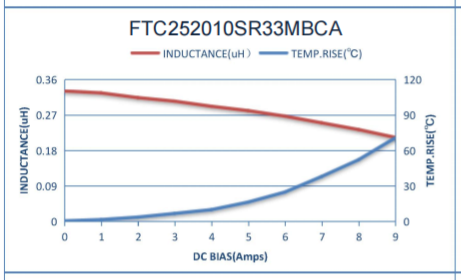
FTC252010SR33MBCA
INDUCTANCE(uH)
TEMP.RISE(℃)
DC BIAS(Amps)

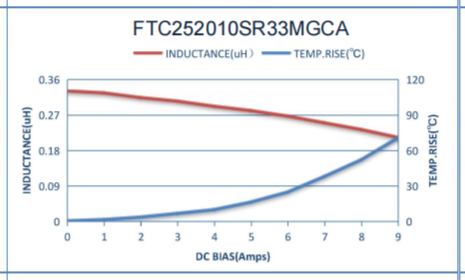
FTC252010SR33MGCA
INDUCTANCE(uH)
TEMP.RISE(℃)
DC BIAS(Amps)

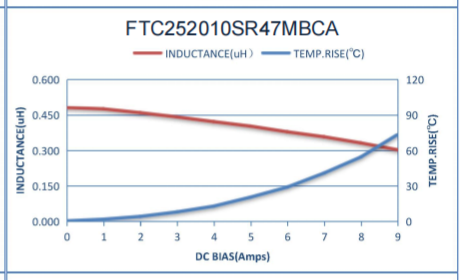
FTC252010SR47MBCA
INDUCTANCE(uH)
TEMP.RISE(℃)
DC BIAS(Amps)

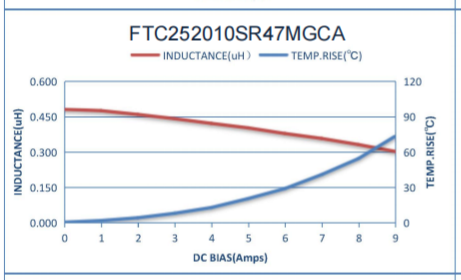
FTC252010SR47MGCA
INDUCTANCE(uH)
TEMP.RISE(℃)
DC BIAS(Amps)

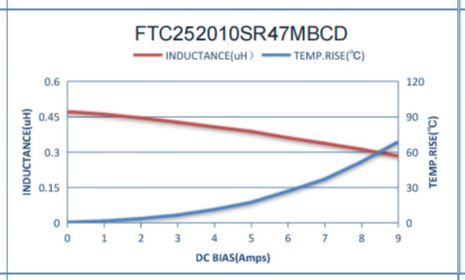
FTC252010SR47MBCD
INDUCTANCE(uH)
TEMP.RISE(℃)
DC BIAS(Amps)

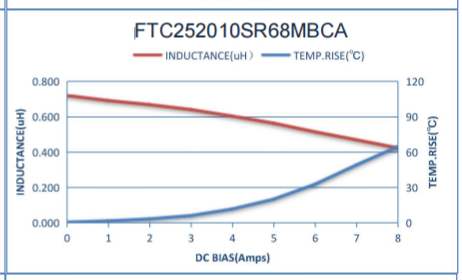
FTC252010SR68MBCA
INDUCTANCE(uH)
TEMP.RISE(℃)
DC BIAS(Amps)

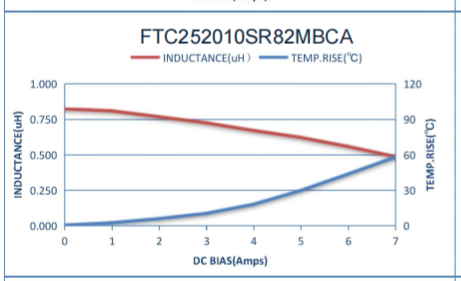
FTC252010SR82MBCA
INDUCTANCE(uH)
TEMP.RISE(℃)
DC BIAS(Amps)

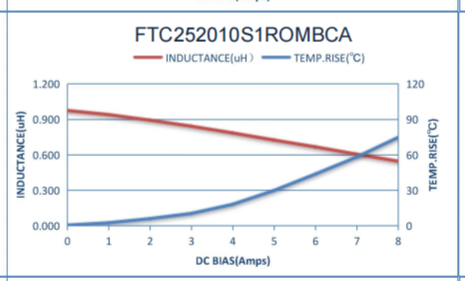
FTC252010S1ROMBCA
INDUCTANCE(uH)
TEMP.RISE(℃)
DC BIAS(Amps)

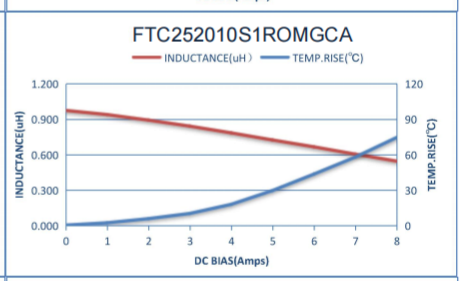
FTC252010S1ROMGCA
INDUCTANCE(uH)
TEMP.RISE(℃)
DC BIAS(Amps)

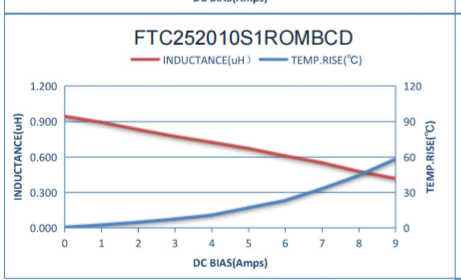
FTC252010S1ROMBCD
INDUCTANCE(uH)
TEMP.RISE(℃)
DC BIAS(Amps)

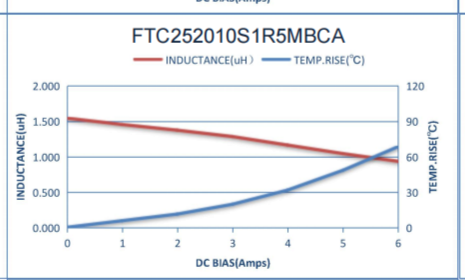
FTC252010S1R5MBCA
INDUCTANCE(uH)
TEMP.RISE(℃)
DC BIAS(Amps)

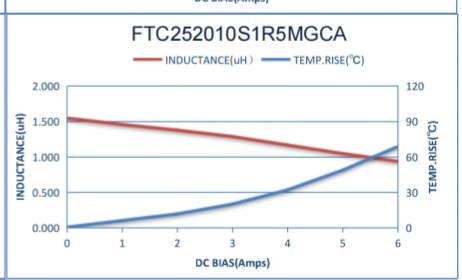
FTC252010S1R5MGCA
INDUCTANCE(uH)
TEMP.RISE(℃)
DC BIAS(Amps)

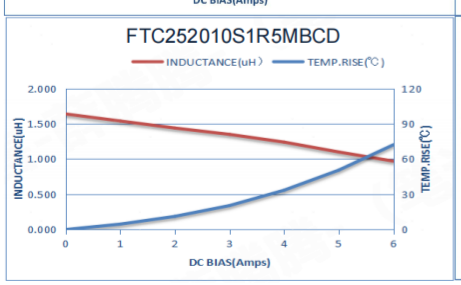
FTC252010S1R5MBCD
INDUCTANCE(uH)
TEMP.RISE(℃)
DC BIAS(Amps)

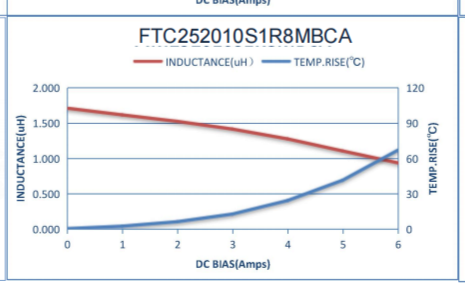
FTC252010S1R8MBCA
INDUCTANCE(uH)
TEMP.RISE(℃)
DC BIAS(Amps)

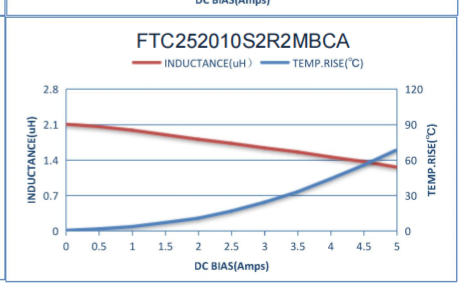
FTC252010S2R2MBCA
INDUCTANCE(uH)
TEMP.RISE(℃)
DC BIAS(Amps)

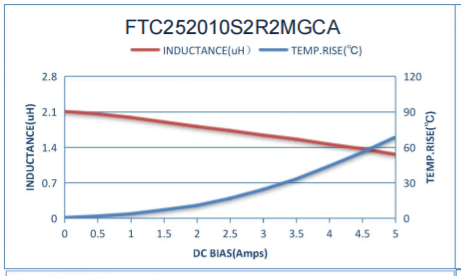
FTC252010S2R2MGCA
INDUCTANCE(uH)
TEMP.RISE(℃)
DC BIAS(Amps)

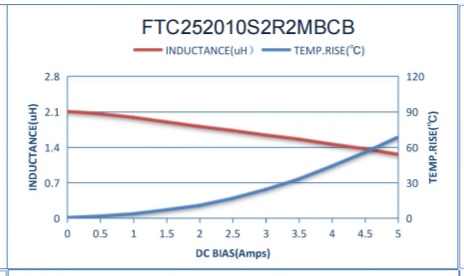
FTC252010S2R2MBCB
INDUCTANCE(uH)
TEMP.RISE(℃)
DC BIAS(Amps)

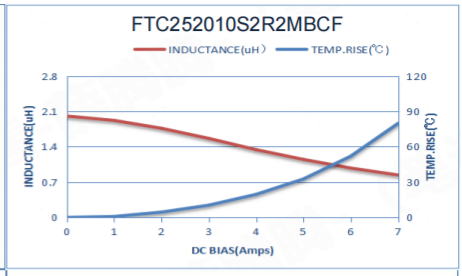
FTC252010S2R2MBCF
INDUCTANCE(uH)
TEMP.RISE(℃)
DC BIAS(Amps)

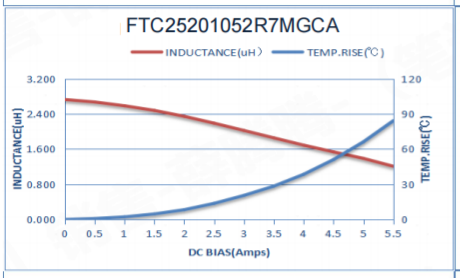
FTC25201052R7MGCA
INDUCTANCE(uH)
TEMP.RISE(℃)
DC BIAS(Amps)

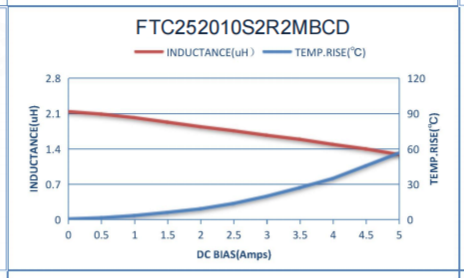
FTC252010S2R2MBCD
INDUCTANCE(uH)
TEMP.RISE(℃)
DC BIAS(Amps)

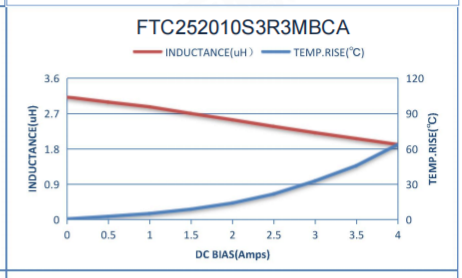
FTC252010S3R3MBCA
INDUCTANCE(uH)
TEMP.RISE(℃)
DC BIAS(Amps)

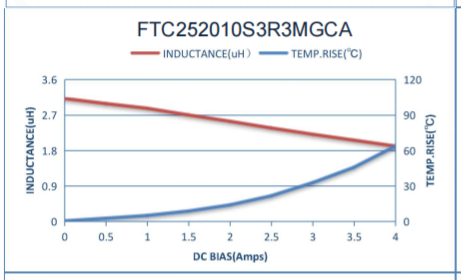
FTC252010S3R3MGCA
INDUCTANCE(uH)
TEMP.RISE(℃)
DC BIAS(Amps)

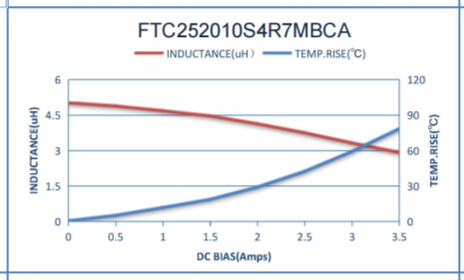
FTC252010S4R7MBCA
INDUCTANCE(uH)
TEMP.RISE(℃)
DC BIAS(Amps)

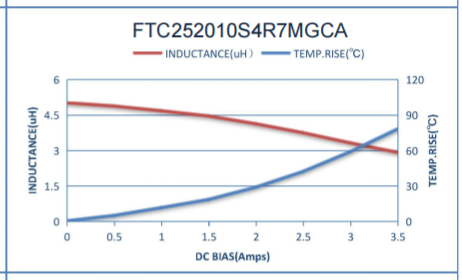
FTC252010S4R7MGCA
INDUCTANCE(uH)
TEMP.RISE(℃)
DC BIAS(Amps)

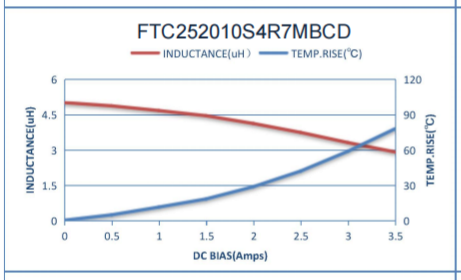
FTC252010S4R7MBCD
INDUCTANCE(uH)
TEMP.RISE(℃)
DC BIAS(Amps)

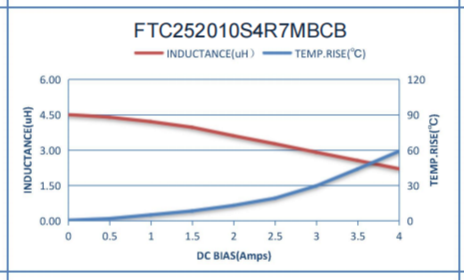
FTC252010S4R7MBCB
INDUCTANCE(uH)
TEMP.RISE(℃)
DC BIAS(Amps)

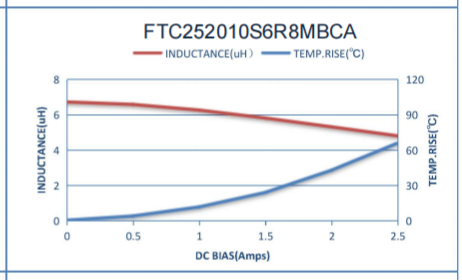
FTC252010S6R8MBCA
INDUCTANCE(uH)
TEMP.RISE(℃)
DC BIAS(Amps)

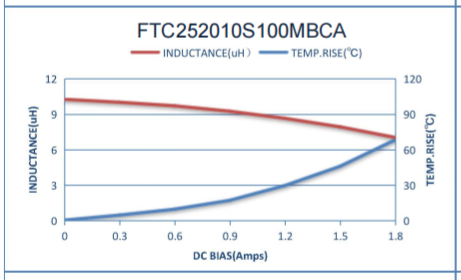
FTC252010S100MBCA
INDUCTANCE(uH)
TEMP.RISE(℃)
DC BIAS(Amps)

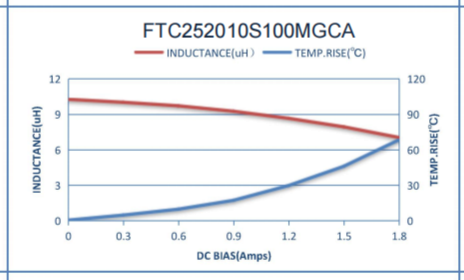
FTC252010S100MGCA
INDUCTANCE(uH)
TEMP.RISE(℃)
DC BIAS(Amps)

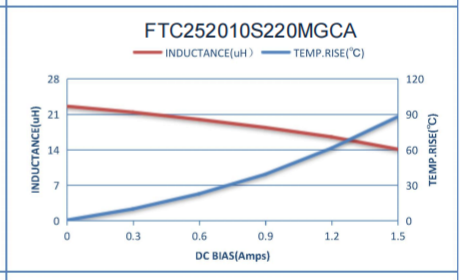
FTC252010S220MGCA
INDUCTANCE(uH)
TEMP.RISE(℃)
DC BIAS(Amps)

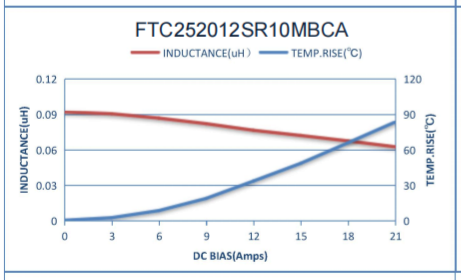
FTC252012SR10MBCA
INDUCTANCE(uH)
TEMP.RISE(℃)
DC BIAS(Amps)

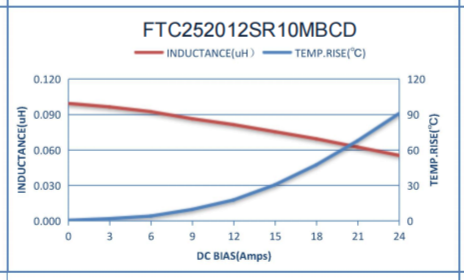
FTC252012SR10MBCD
INDUCTANCE(uH)
TEMP.RISE(℃)
DC BIAS(Amps)

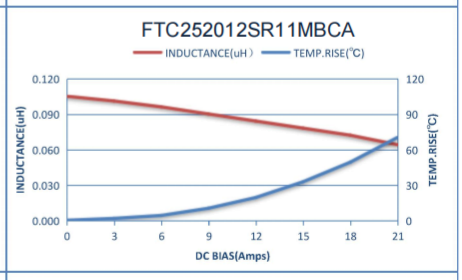
FTC252012SR11MBCA
INDUCTANCE(uH)
TEMP.RISE(℃)
DC BIAS(Amps)

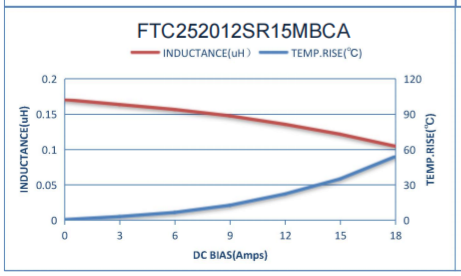
FTC252012SR15MBCA
INDUCTANCE(uH)
TEMP.RISE(℃)
DC BIAS(Amps)

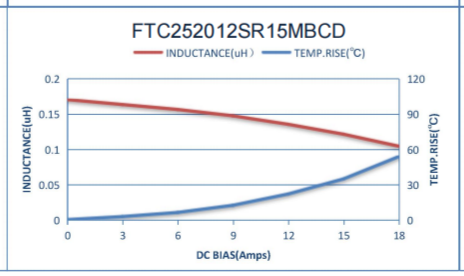
FTC252012SR15MBCD
INDUCTANCE(uH)
TEMP.RISE(℃)
DC BIAS(Amps)

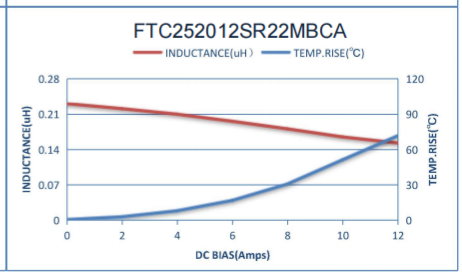
FTC252012SR22MBCA
INDUCTANCE(uH)
TEMP.RISE(℃)
DC BIAS(Amps)

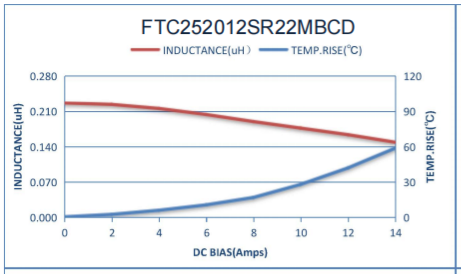
FTC252012SR22MBCD
INDUCTANCE(uH)
TEMP.RISE(℃)
DC BIAS(Amps)

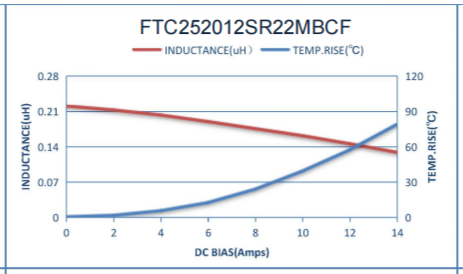
FTC252012SR22MBCF
INDUCTANCE(uH)
TEMP.RISE(℃)
DC BIAS(Amps)

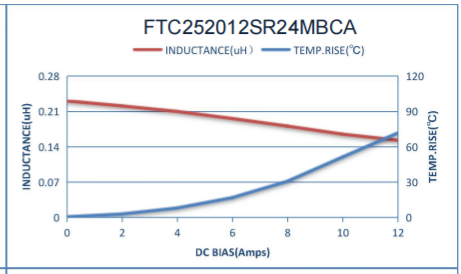
FTC252012SR24MBCA
INDUCTANCE(uH)
TEMP.RISE(℃)
DC BIAS(Amps)

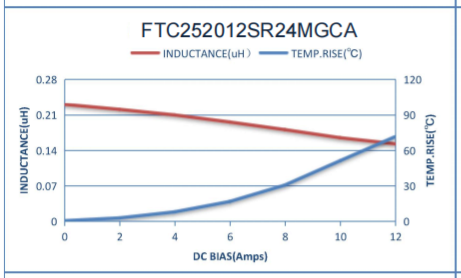
FTC252012SR24MGCA
INDUCTANCE(uH)
TEMP.RISE(℃)
DC BIAS(Amps)

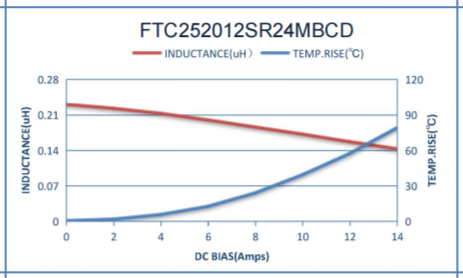
FTC252012SR24MBCD
INDUCTANCE(uH)
TEMP.RISE(℃)
DC BIAS(Amps)

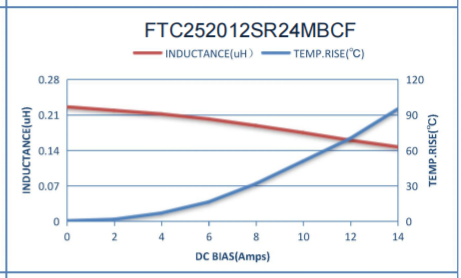
FTC252012SR24MBCF
INDUCTANCE(uH)
TEMP.RISE(℃)
DC BIAS(Amps)

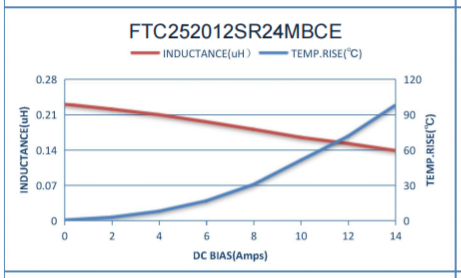
FTC252012SR24MBCE
INDUCTANCE(uH)
TEMP.RISE(℃)
DC BIAS(Amps)

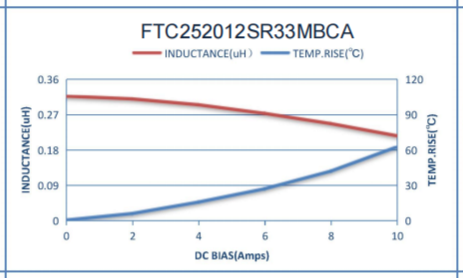
FTC252012SR33MBCA
INDUCTANCE(uH)
TEMP.RISE(℃)
DC BIAS(Amps)

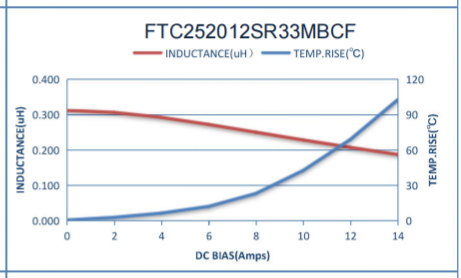
FTC252012SR33MBCF
INDUCTANCE(uH)
TEMP.RISE(℃)
DC BIAS(Amps)

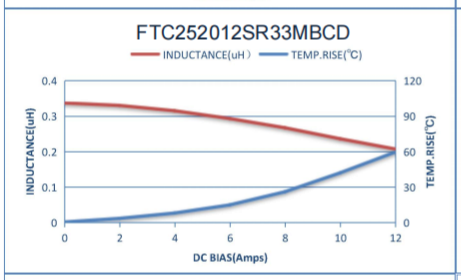
FTC252012SR33MBCD
INDUCTANCE(uH)
TEMP.RISE(℃)
DC BIAS(Amps)

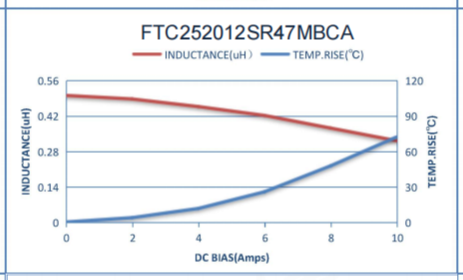
FTC252012SR47MBCA
INDUCTANCE(uH)
TEMP.RISE(℃)
DC BIAS(Amps)

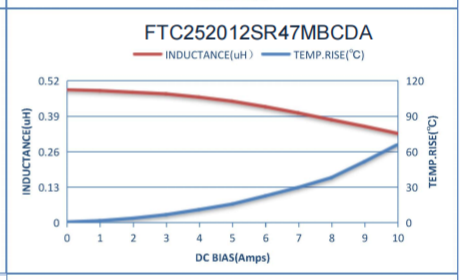
FTC252012SR47MBCDA
INDUCTANCE(uH)
TEMP.RISE(℃)
DC BIAS(Amps)

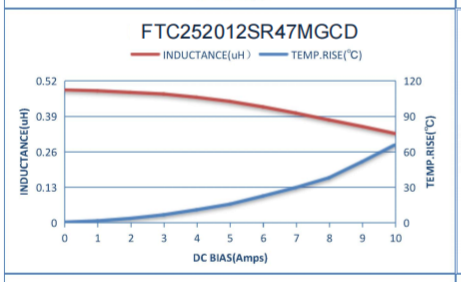
FTC252012SR47MGCD
INDUCTANCE(uH)
TEMP.RISE(℃)
DC BIAS(Amps)

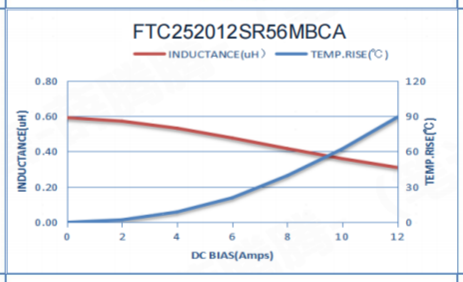
FTC252012SR56MBCA
INDUCTANCE(uH)
TEMP.RISE(℃)
DC BIAS(Amps)

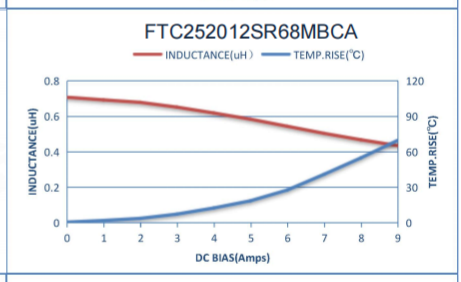
FTC252012SR68MBCA
INDUCTANCE(uH)
TEMP.RISE(℃)
DC BIAS(Amps)

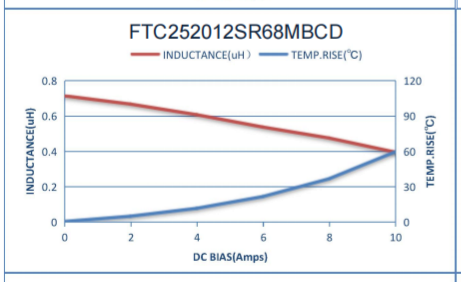
FTC252012SR68MBCD
INDUCTANCE(uH)
TEMP.RISE(℃)
DC BIAS(Amps)

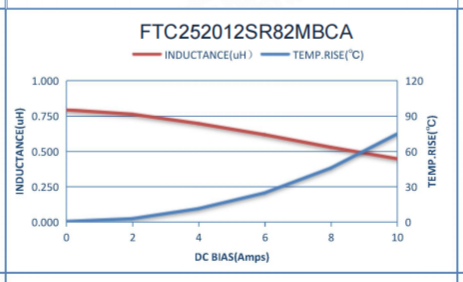
FTC252012SR82MBCA
INDUCTANCE(uH)
TEMP.RISE(℃)
DC BIAS(Amps)

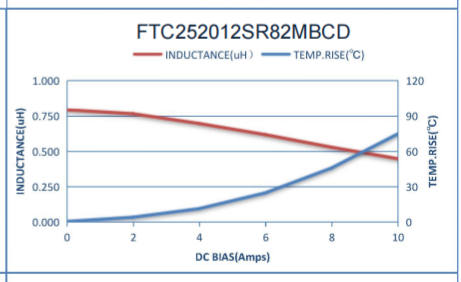
FTC252012SR82MBCD
INDUCTANCE(uH)
TEMP.RISE(℃)
DC BIAS(Amps)

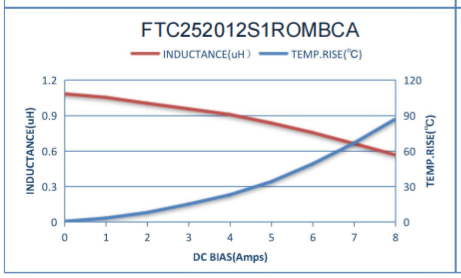
FTC252012S1ROMBCA
INDUCTANCE(uH)
TEMP.RISE(℃)
DC BIAS(Amps)

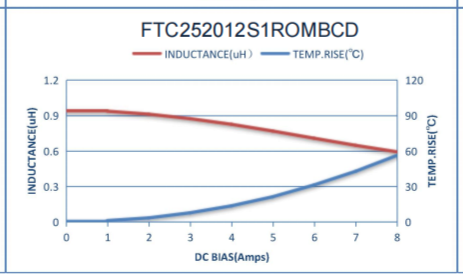
FTC252012S1ROMBCD
INDUCTANCE(uH)
TEMP.RISE(℃)
DC BIAS(Amps)

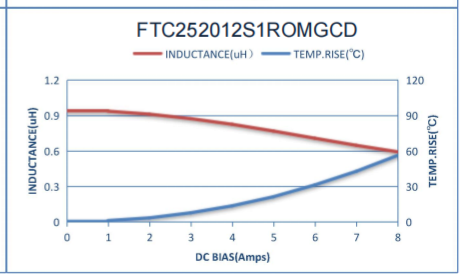
FTC252012S1ROMGCD
INDUCTANCE(uH)
TEMP.RISE(℃)
DC BIAS(Amps)

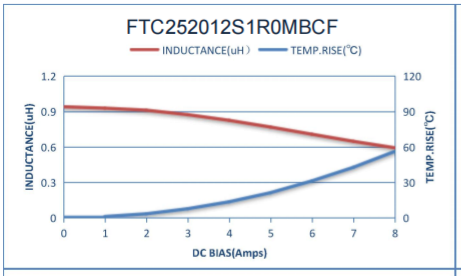
FTC252012S1R0MBCF
INDUCTANCE(uH)
TEMP.RISE(℃)
DC BIAS(Amps)

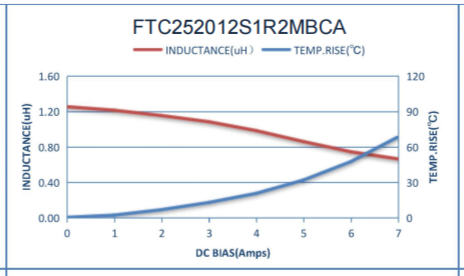
FTC252012S1R2MBCA
INDUCTANCE(uH)
TEMP.RISE(℃)
DC BIAS(Amps)

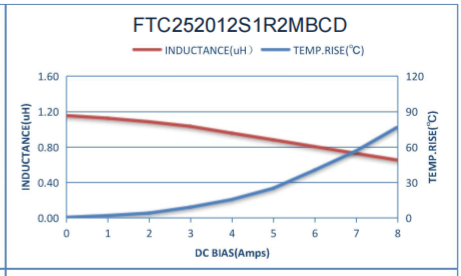
FTC252012S1R2MBCD
INDUCTANCE(uH)
TEMP.RISE(℃)
DC BIAS(Amps)

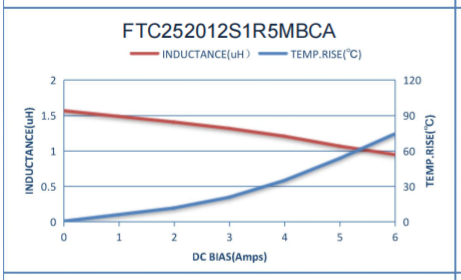
FTC252012S1R5MBCA
INDUCTANCE(uH)
TEMP.RISE(℃)
DC BIAS(Amps)

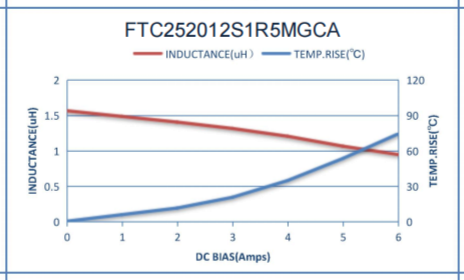
FTC252012S1R5MGCA
INDUCTANCE(uH)
TEMP.RISE(℃)
DC BIAS(Amps)

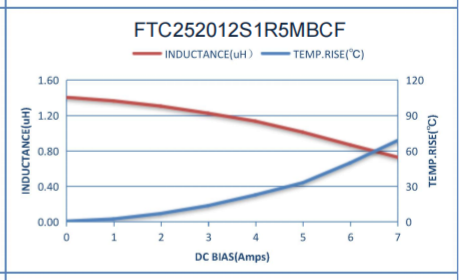
FTC252012S1R5MBCF
INDUCTANCE(uH)
TEMP.RISE(℃)
DC BIAS(Amps)

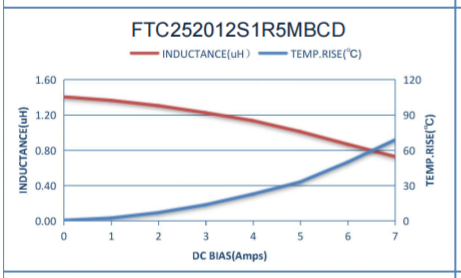
FTC252012S1R5MBCD
INDUCTANCE(uH)
TEMP.RISE(℃)
DC BIAS(Amps)

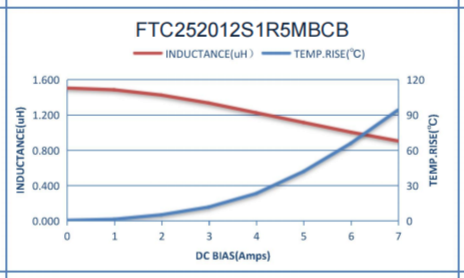
FTC252012S1R5MBCB
INDUCTANCE(uH)
TEMP.RISE(℃)
DC BIAS(Amps)

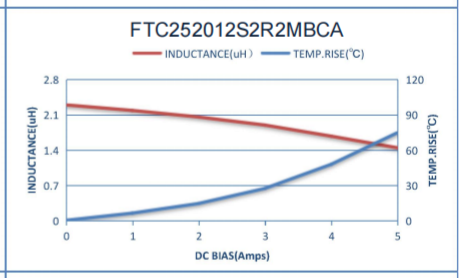
FTC252012S2R2MBCA
INDUCTANCE(uH)
TEMP.RISE(℃)
DC BIAS(Amps)

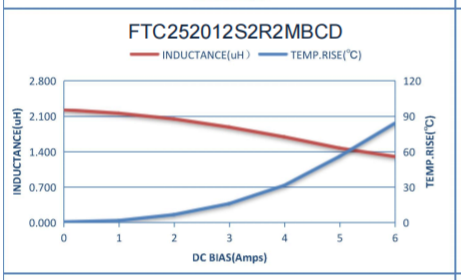
FTC252012S2R2MBCD
INDUCTANCE(uH)
TEMP.RISE(℃)
DC BIAS(Amps)

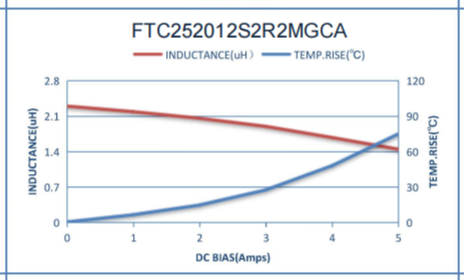
FTC252012S2R2MGCA
INDUCTANCE(uH)
TEMP.RISE(℃)
DC BIAS(Amps)

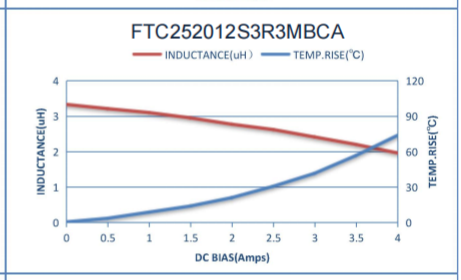
FTC252012S3R3MBCA
INDUCTANCE(uH)
TEMP.RISE(℃)
DC BIAS(Amps)

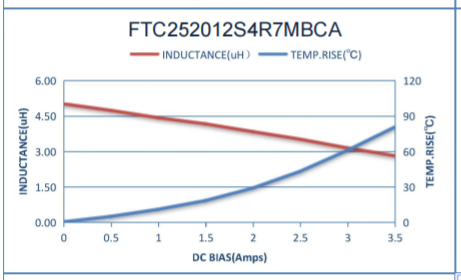
FTC252012S4R7MBCA
INDUCTANCE(uH)
TEMP.RISE(℃)
DC BIAS(Amps)

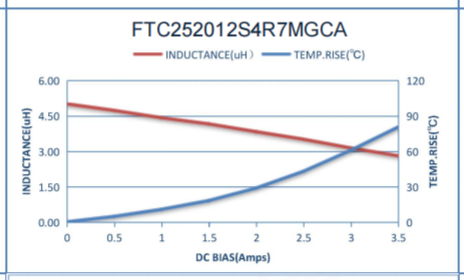
FTC252012S4R7MGCA
INDUCTANCE(uH)
TEMP.RISE(℃)
DC BIAS(Amps)

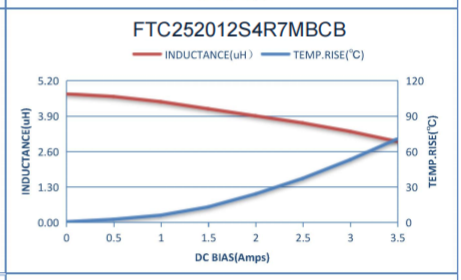
FTC252012S4R7MBCB
INDUCTANCE(uH)
TEMP.RISE(℃)
DC BIAS(Amps)

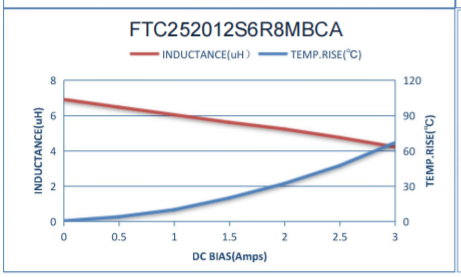
FTC252012S6R8MBCA
INDUCTANCE(uH)
TEMP.RISE(℃)
DC BIAS(Amps)

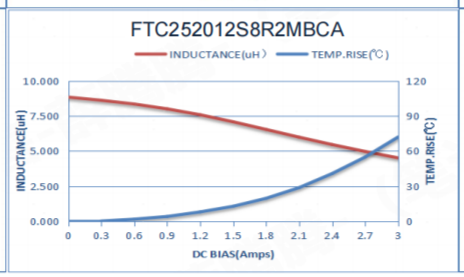
FTC252012S8R2MBCA
INDUCTANCE(uH)
TEMP.RISE(℃)
DC BIAS(Amps)

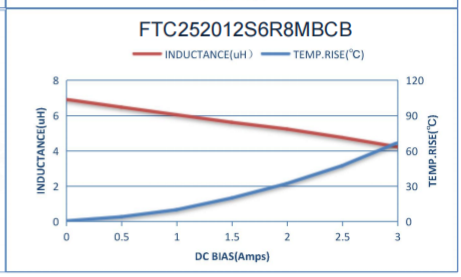
FTC252012S6R8MBCB
INDUCTANCE(uH)
TEMP.RISE(℃)
DC BIAS(Amps)

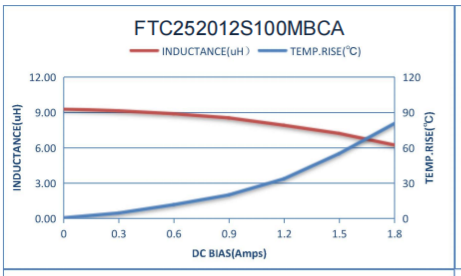

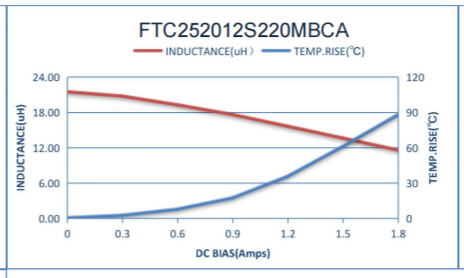

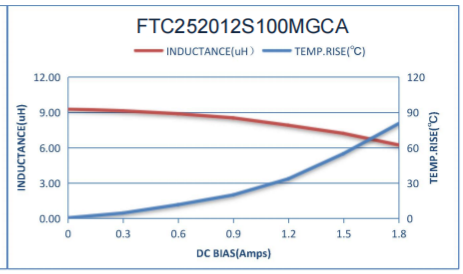

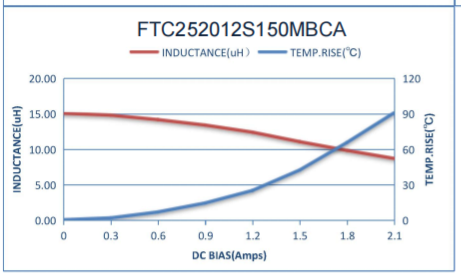

9>3225 Series

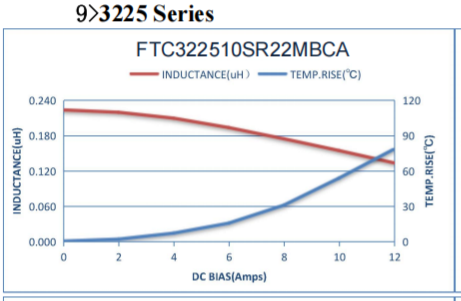

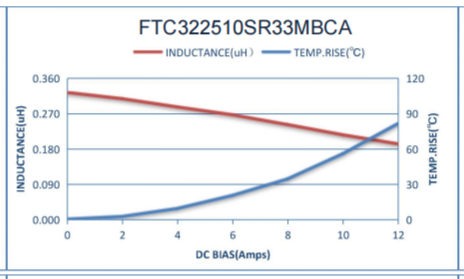

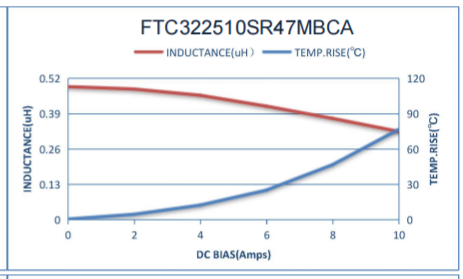

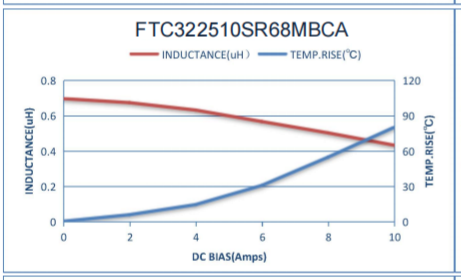

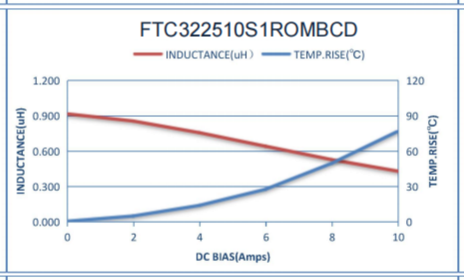

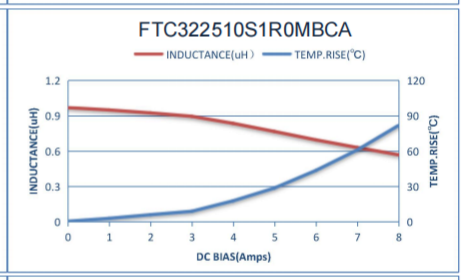

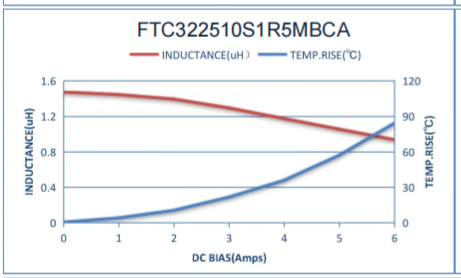

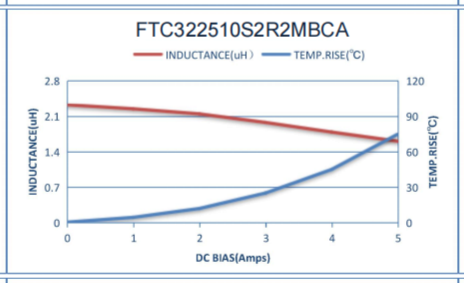

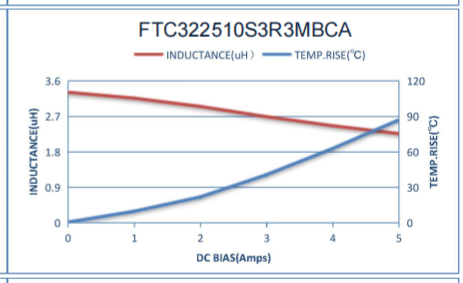

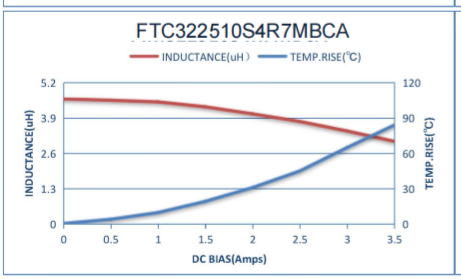

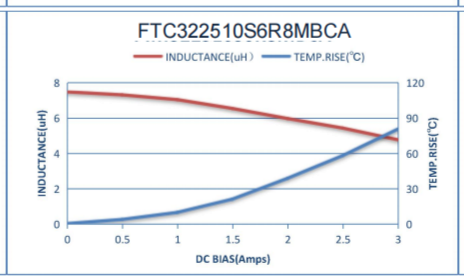

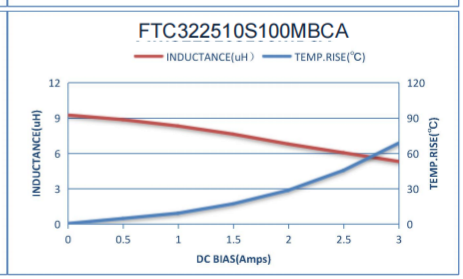

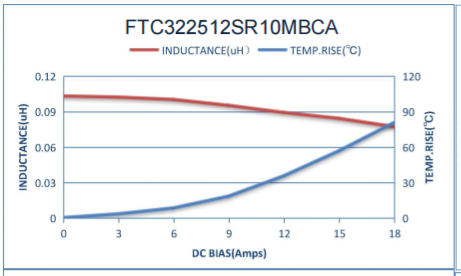
FTC322512SR10MBCA
INDUCTANCE(uH)
TEMP.RISE(℃)
DC BIAS(Amps)

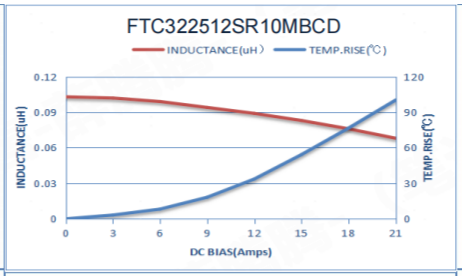
FTC322512SR10MBCD
INDUCTANCE(uH)
TEMP.RISE(℃)
DC BIAS(Amps)

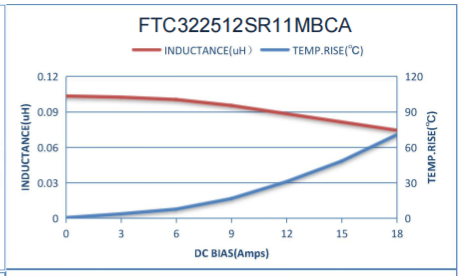
FTC322512SR11MBCA
INDUCTANCE(uH)
TEMP.RISE(℃)
DC BIAS(Amps)

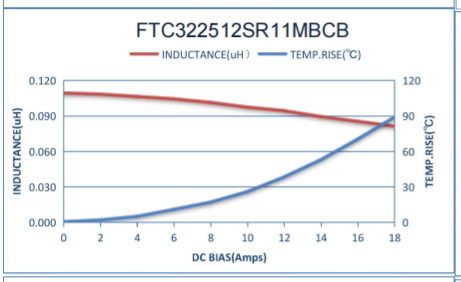
FTC322512SR11MBCB
INDUCTANCE(uH)
TEMP.RISE(℃)
DC BIAS(Amps)

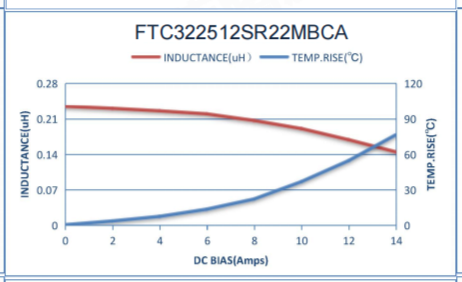
FTC322512SR22MBCA
INDUCTANCE(uH)
TEMP.RISE(℃)
DC BIAS(Amps)

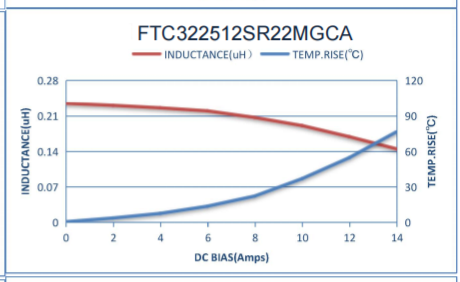
FTC322512SR22MGCA
INDUCTANCE(uH)
TEMP.RISE(℃)
DC BIAS(Amps)

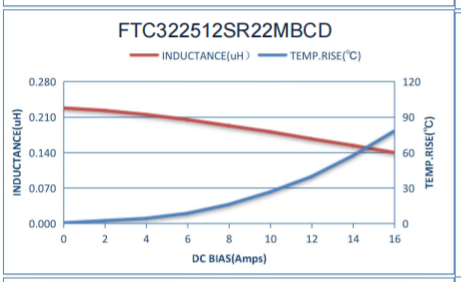
FTC322512SR22MBCD
INDUCTANCE(uH)
TEMP.RISE(℃)
DC BIAS(Amps)

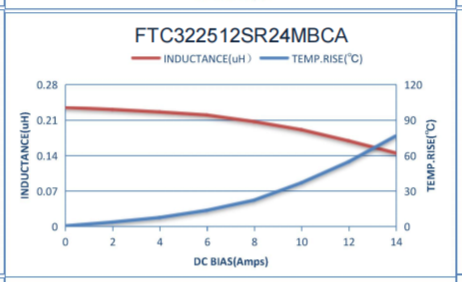
FTC322512SR24MBCA
INDUCTANCE(uH)
TEMP.RISE(℃)
DC BIAS(Amps)

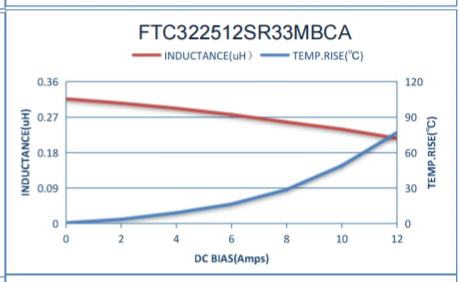
FTC322512SR33MBCA
INDUCTANCE(uH)
TEMP.RISE(℃)
DC BIAS(Amps)

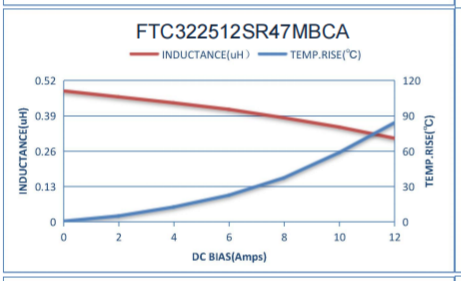
FTC322512SR47MBCA
INDUCTANCE(uH)
TEMP.RISE(℃)
DC BIAS(Amps)

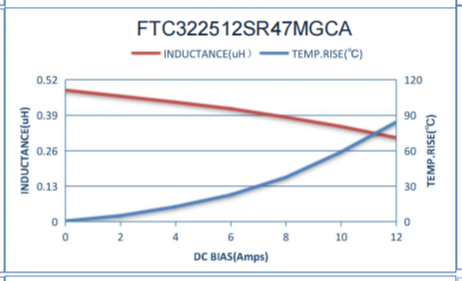
FTC322512SR47MGCA
INDUCTANCE(uH)
TEMP.RISE(℃)
DC BIAS(Amps)

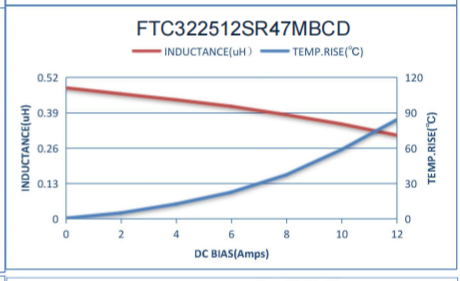
FTC322512SR47MBCD
INDUCTANCE(uH)
TEMP.RISE(℃)
DC BIAS(Amps)

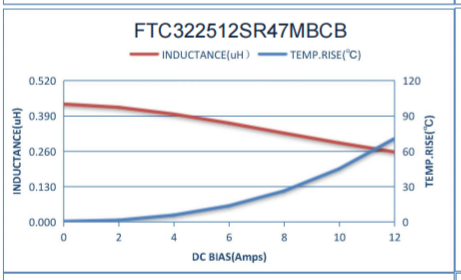
FTC322512SR47MBCB
INDUCTANCE(uH)
TEMP.RISE(℃)
DC BIAS(Amps)

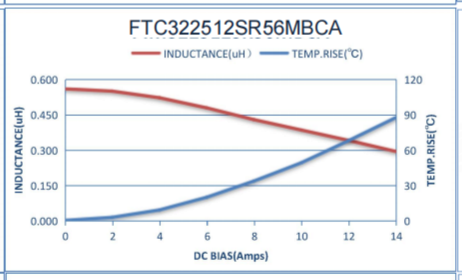
FTC322512SR56MBCA
INDUCTANCE(uH)
TEMP.RISE(℃)
DC BIAS(Amps)

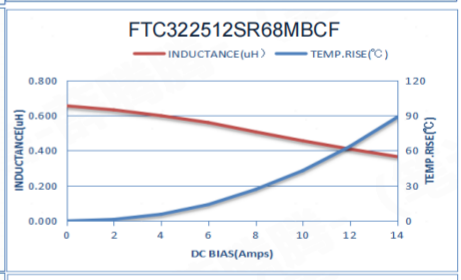
FTC322512SR68MBCF
INDUCTANCE(uH)
TEMP.RISE(℃)
DC BIAS(Amps)

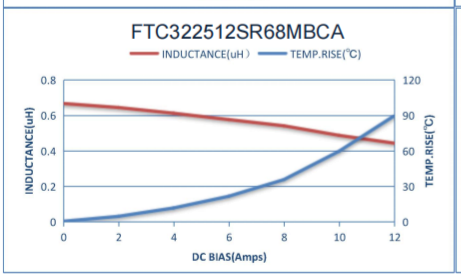
FTC322512SR68MBCA
INDUCTANCE(uH)
TEMP.RISE(℃)
DC BIAS(Amps)

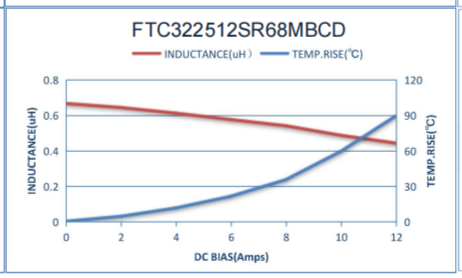
FTC322512SR68MBCD
INDUCTANCE(uH)
TEMP.RISE(℃)
DC BIAS(Amps)

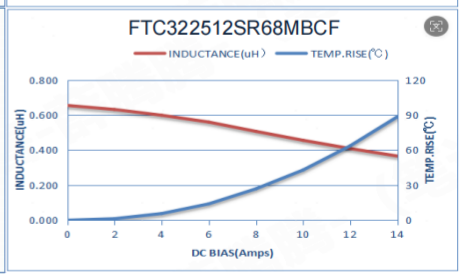
FTC322512SR68MBCF
INDUCTANCE(uH)
TEMP.RISE(℃)
DC BIAS(Amps)

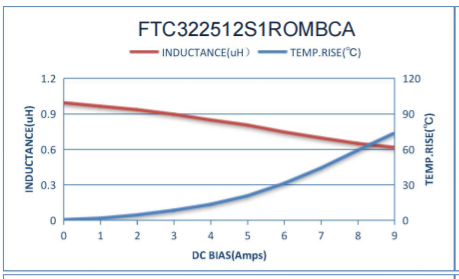
FTC322512S1ROMBCA
INDUCTANCE(uH)
TEMP.RISE(℃)
DC BIAS(Amps)

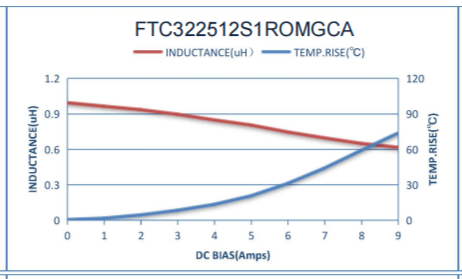
FTC322512S1ROMGCA
INDUCTANCE(uH)
TEMP.RISE(℃)
DC BIAS(Amps)

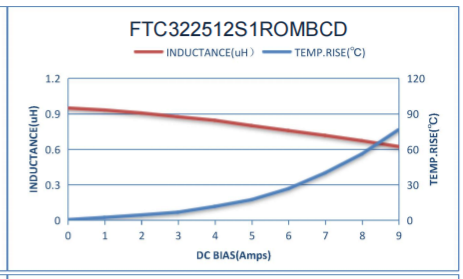
FTC322512S1ROMBCD
INDUCTANCE(uH)
TEMP.RISE(℃)
DC BIAS(Amps)

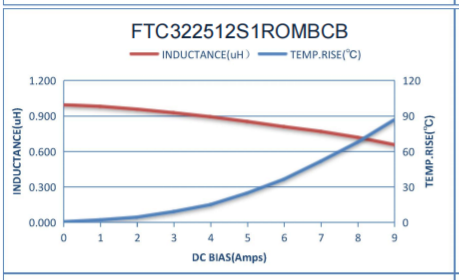
FTC322512S1ROMBCB
INDUCTANCE(uH)
TEMP.RISE(℃)
DC BIAS(Amps)

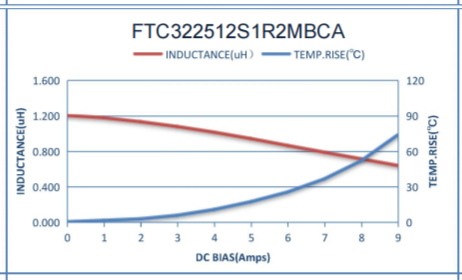
FTC322512S1R2MBCA
INDUCTANCE(uH)
TEMP.RISE(℃)
DC BIAS(Amps)

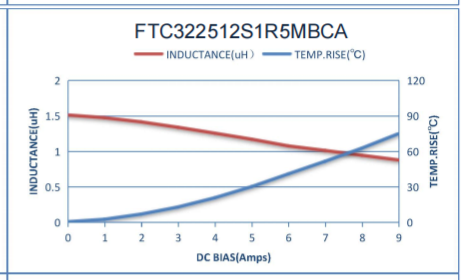
FTC322512S1R5MBCA
INDUCTANCE(uH)
TEMP.RISE(℃)
DC BIAS(Amps)

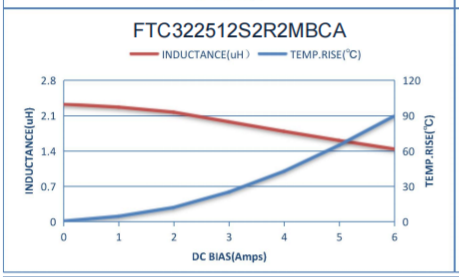
FTC322512S2R2MBCA
INDUCTANCE(uH)
TEMP.RISE(℃)
DC BIAS(Amps)

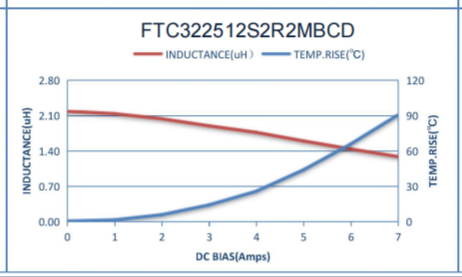
FTC322512S2R2MBCD
INDUCTANCE(uH)
TEMP.RISE(℃)
DC BIAS(Amps)

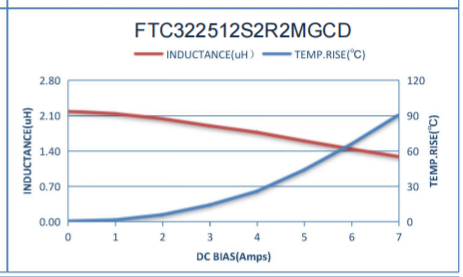
FTC322512S2R2MGCD
INDUCTANCE(uH)
TEMP.RISE(℃)
DC BIAS(Amps)

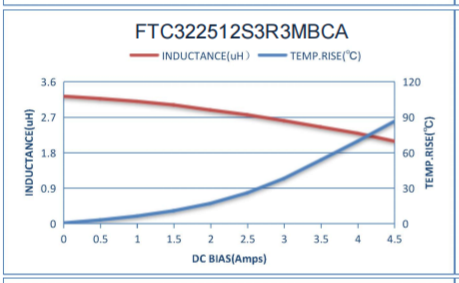
FTC322512S3R3MBCA
INDUCTANCE(uH)
TEMP.RISE(℃)
DC BIAS(Amps)

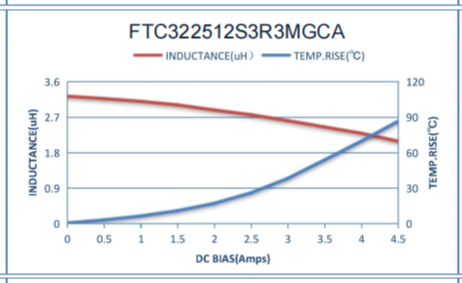
FTC322512S3R3MGCA
INDUCTANCE(uH)
TEMP.RISE(℃)
DC BIAS(Amps)

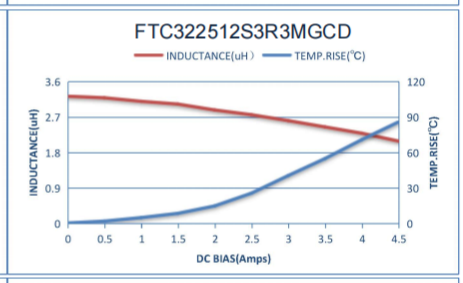
FTC322512S3R3MGCD
INDUCTANCE(uH)
TEMP.RISE(℃)
DC BIAS(Amps)

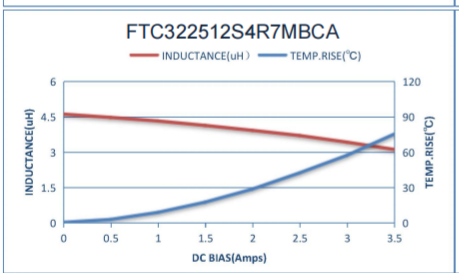
FTC322512S4R7MBCA
INDUCTANCE(uH)
TEMP.RISE(℃)
DC BIAS(Amps)

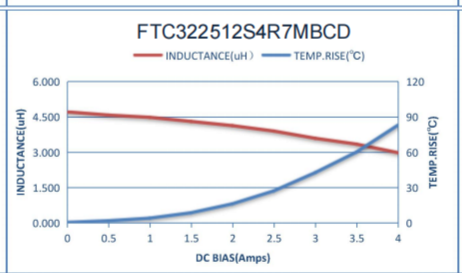
FTC322512S4R7MBCD
INDUCTANCE(uH)
TEMP.RISE(℃)
DC BIAS(Amps)

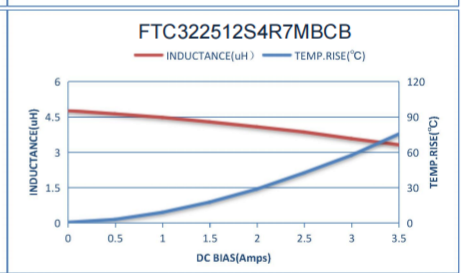
FTC322512S4R7MBCB
INDUCTANCE(uH)
TEMP.RISE(℃)
DC BIAS(Amps)

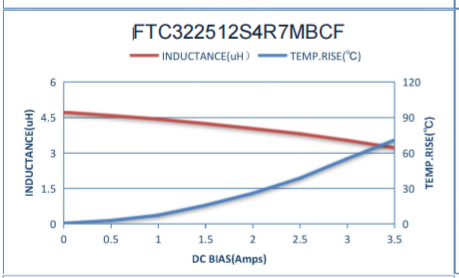
FTC322512S4R7MBCF
INDUCTANCE(uH)
TEMP.RISE(℃)
DC BIAS(Amps)

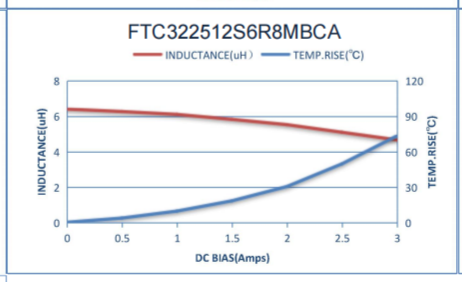
FTC322512S6R8MBCA
INDUCTANCE(uH)
TEMP.RISE(℃)
DC BIAS(Amps)

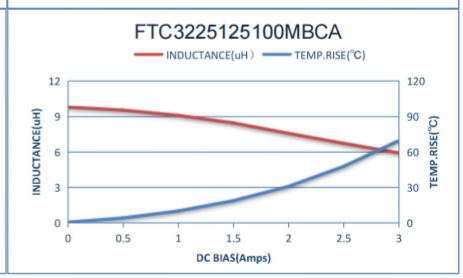
FTC3225125100MBCA
INDUCTANCE(uH)
TEMP.RISE(℃)
DC BIAS(Amps)

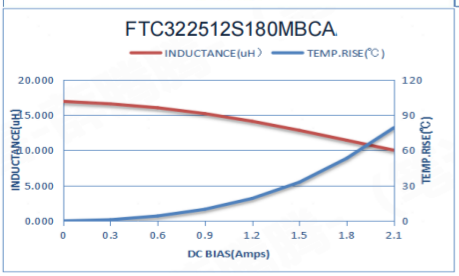
FTC322512S180MBCA
INDUCTANCE(uH)
TEMP.RISE(℃)
DC BIAS(Amps)

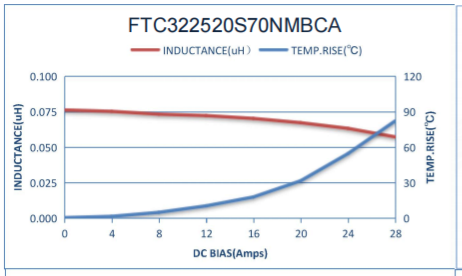
FTC322520S70NMBCA
INDUCTANCE(uH)
TEMP.RISE(℃)
DC BIAS(Amps)

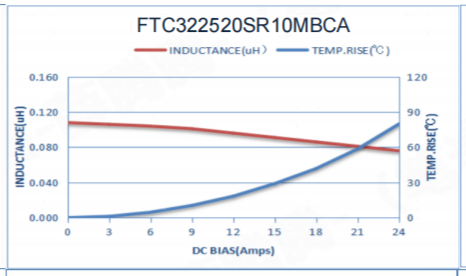
FTC322520SR10MBCA
INDUCTANCE(uH)
TEMP.RISE(℃)
DC BIAS(Amps)

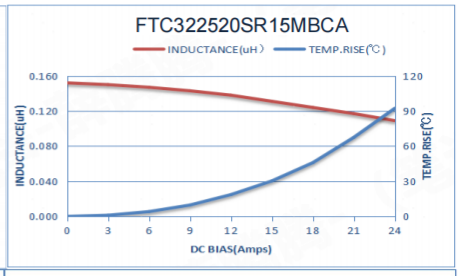
FTC322520SR15MBCA
INDUCTANCE(uH)
TEMP.RISE(℃)
DC BIAS(Amps)

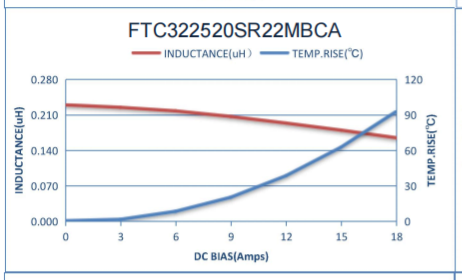
FTC322520SR22MBCA
INDUCTANCE(uH)
TEMP.RISE(℃)
DC BIAS(Amps)

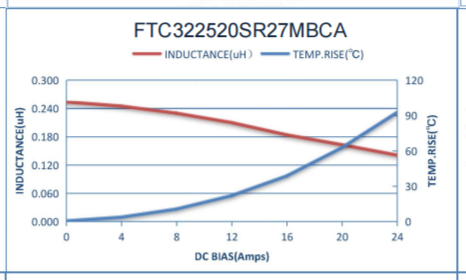
FTC322520SR27MBCA
INDUCTANCE(uH)
TEMP.RISE(℃)
DC BIAS(Amps)

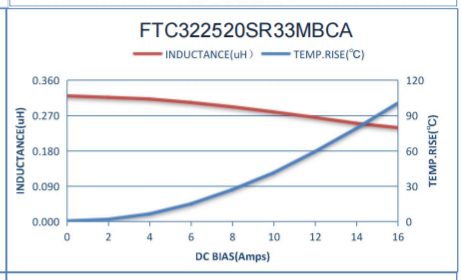
FTC322520SR33MBCA
INDUCTANCE(uH)
TEMP.RISE(℃)
DC BIAS(Amps)

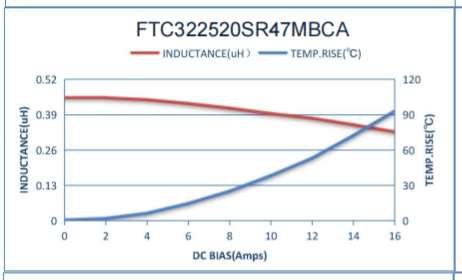
FTC322520SR47MBCA
INDUCTANCE(uH)
TEMP.RISE(℃)
DC BIAS(Amps)

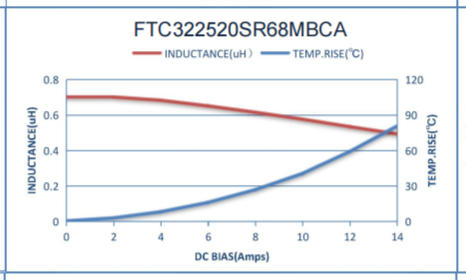
FTC322520SR68MBCA
INDUCTANCE(uH)
TEMP.RISE(℃)
DC BIAS(Amps)

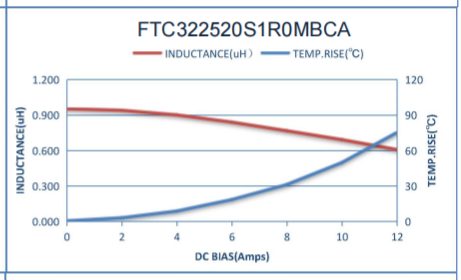
FTC322520S1R0MBCA
INDUCTANCE(uH)
TEMP.RISE(℃)
DC BIAS(Amps)

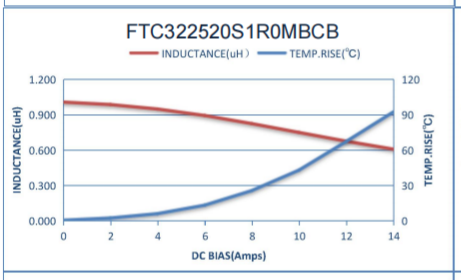
FTC322520S1R0MBCB
INDUCTANCE(uH)
TEMP.RISE(℃)
DC BIAS(Amps)

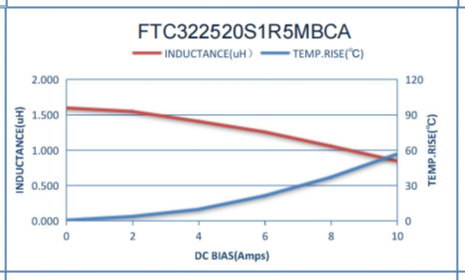
FTC322520S1R5MBCA
INDUCTANCE(uH)
TEMP.RISE(℃)
DC BIAS(Amps)

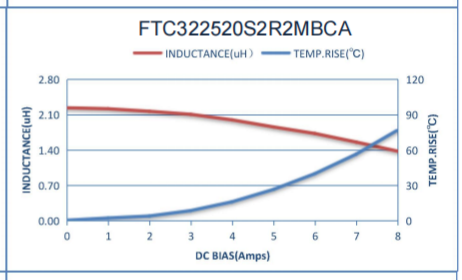
FTC322520S2R2MBCA
INDUCTANCE(uH)
TEMP.RISE(℃)
DC BIAS(Amps)

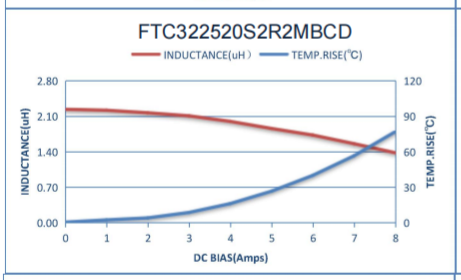
FTC322520S2R2MBCD
INDUCTANCE(uH)
TEMP.RISE(℃)
DC BIAS(Amps)

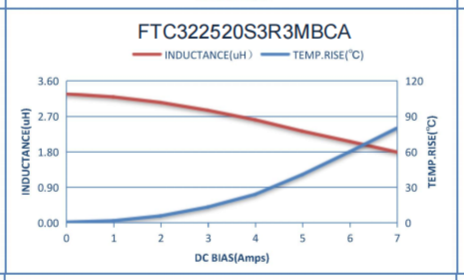
FTC322520S3R3MBCA
INDUCTANCE(uH)
TEMP.RISE(℃)
DC BIAS(Amps)

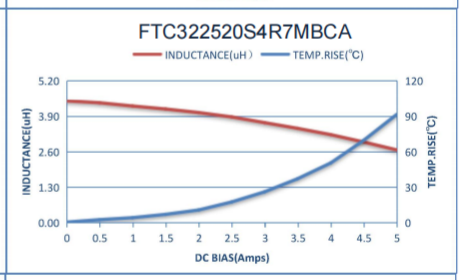
FTC322520S4R7MBCA
INDUCTANCE(uH)
TEMP.RISE(℃)
DC BIAS(Amps)

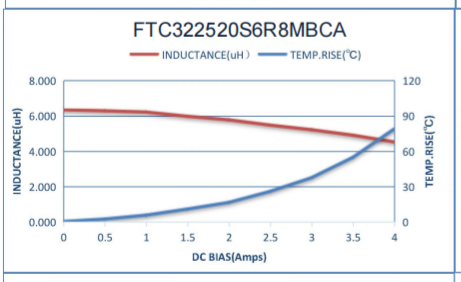
FTC322520S6R8MBCA
INDUCTANCE(uH)
TEMP.RISE(℃)
DC BIAS(Amps)

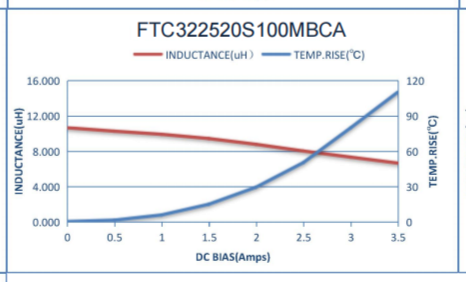
FTC322520S100MBCA
INDUCTANCE(uH)
TEMP.RISE(℃)
DC BIAS(Amps)

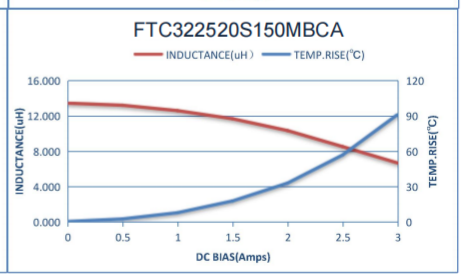
FTC322520S150MBCA
INDUCTANCE(uH)
TEMP.RISE(℃)
DC BIAS(Amps)

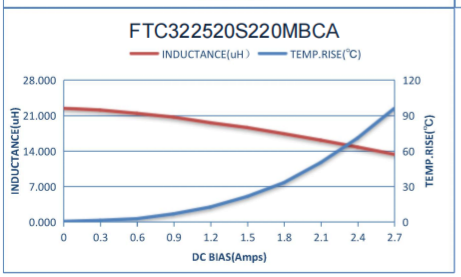
FTC322520S220MBCA
INDUCTANCE(uH)
TEMP.RISE(℃)
DC BIAS(Amps)

10>3030 Series

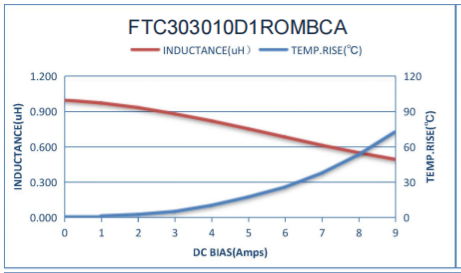

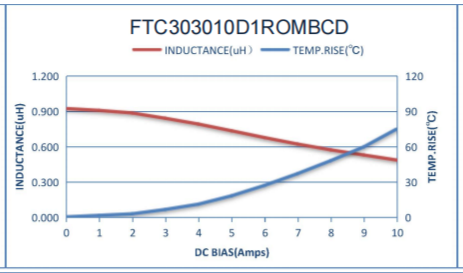

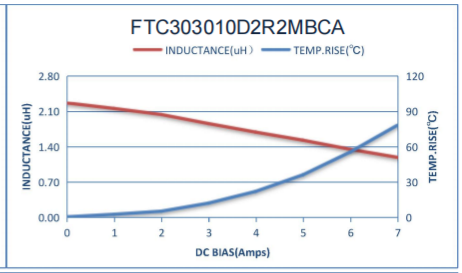

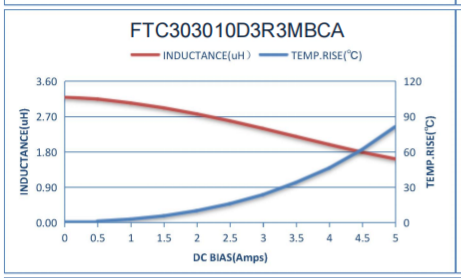

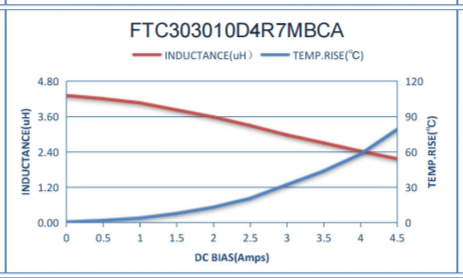

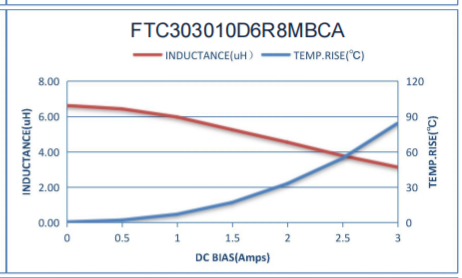

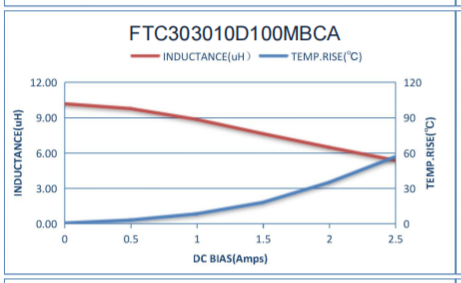

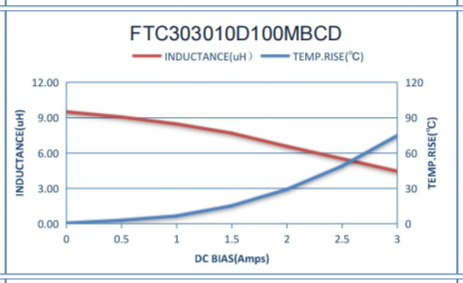

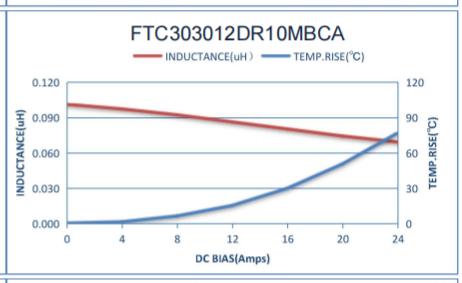

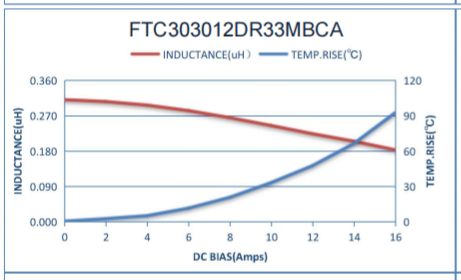

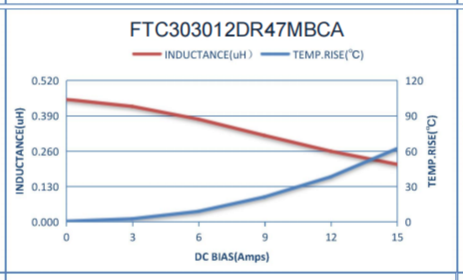

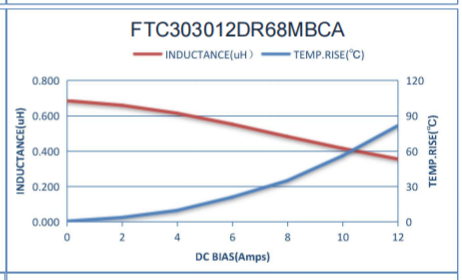

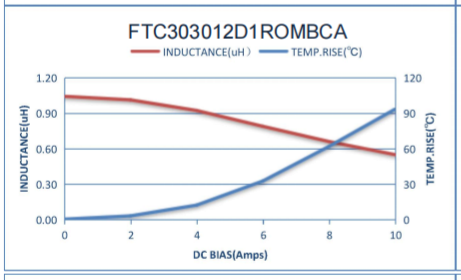

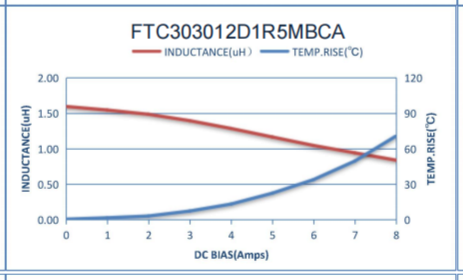

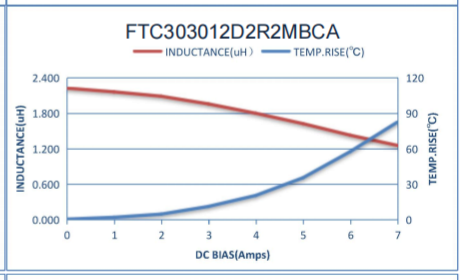

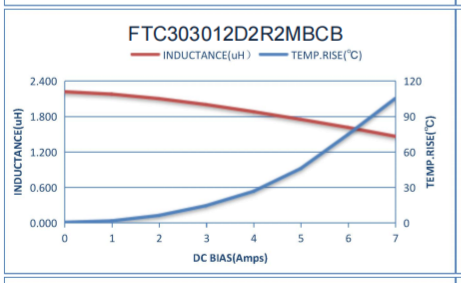

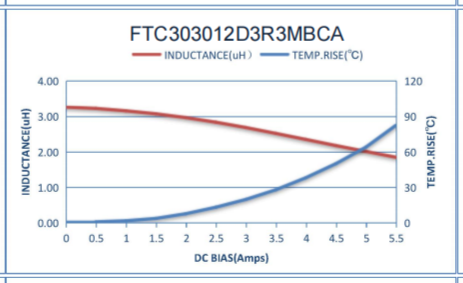

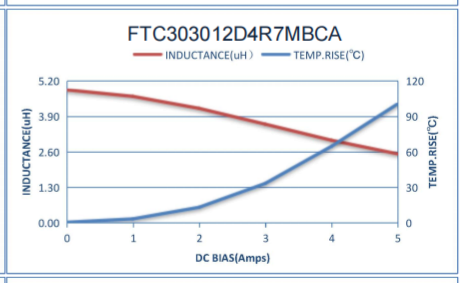

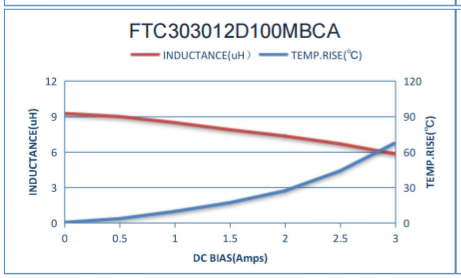

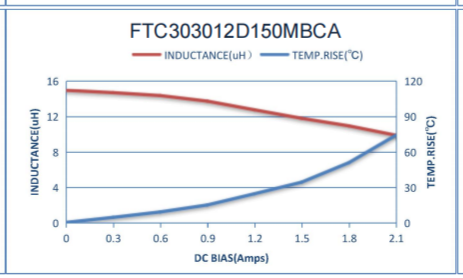

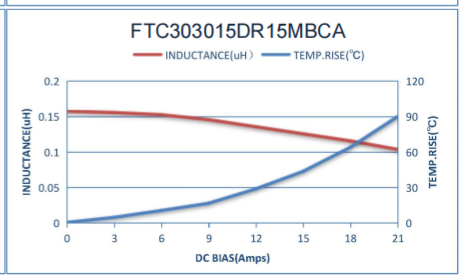

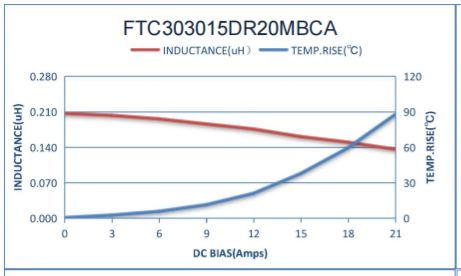
FTC303015DR20MBCA
INDUCTANCE(uH)
TEMP.RISE(℃)
DC BIAS(Amps)

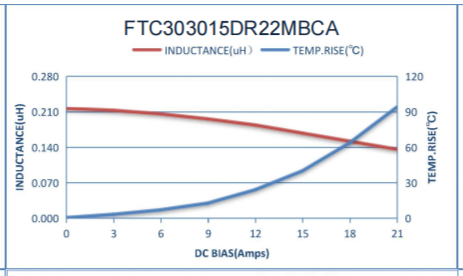
FTC303015DR22MBCA
INDUCTANCE(uH)
TEMP.RISE(℃)
DC BIAS(Amps)

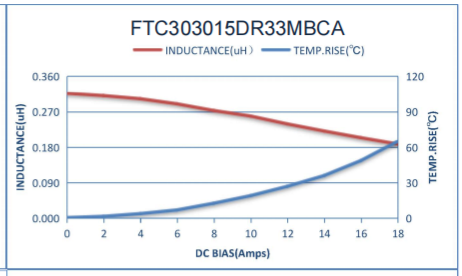
FTC303015DR33MBCA
INDUCTANCE(uH)
TEMP.RISE(℃)
DC BIAS(Amps)

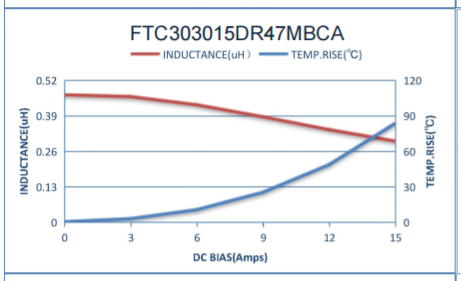
FTC303015DR47MBCA
INDUCTANCE(uH)
TEMP.RISE(℃)
DC BIAS(Amps)

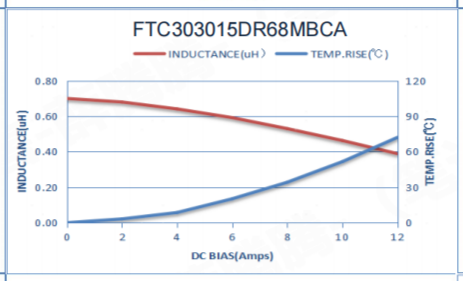
FTC303015DR68MBCA
INDUCTANCE(uH)
TEMP.RISE(℃)
DC BIAS(Amps)

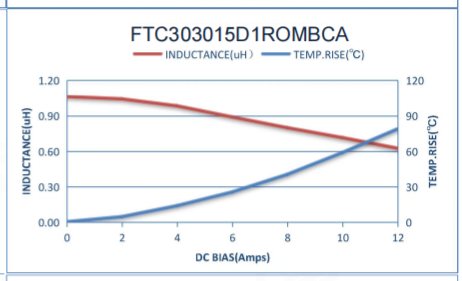
FTC303015D1ROMBCA
INDUCTANCE(uH)
TEMP.RISE(℃)
DC BIAS(Amps)

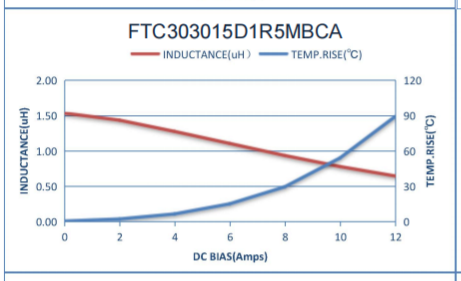
FTC303015D1R5MBCA
INDUCTANCE(uH)
TEMP.RISE(℃)
DC BIAS(Amps)

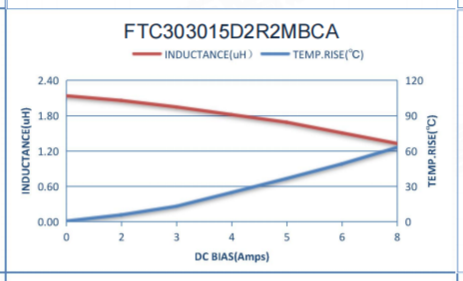
FTC303015D2R2MBCA
INDUCTANCE(uH)
TEMP.RISE(℃)
DC BIAS(Amps)

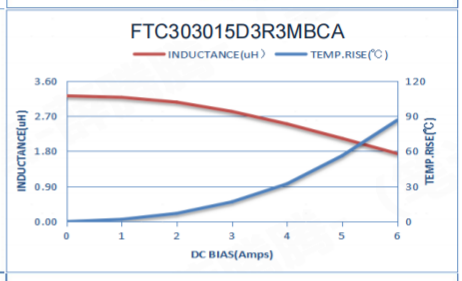
FTC303015D3R3MBCA
INDUCTANCE(uH)
TEMP.RISE(℃)
DC BIAS(Amps)

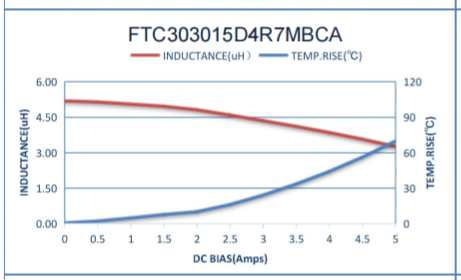
FTC303015D4R7MBCA
INDUCTANCE(uH)
TEMP.RISE(℃)
DC BIAS(Amps)

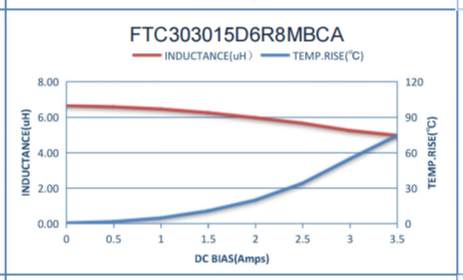
FTC303015D6R8MBCA
INDUCTANCE(uH)
TEMP.RISE(℃)
DC BIAS(Amps)

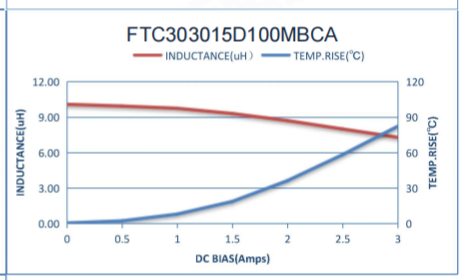
FTC303015D100MBCA
INDUCTANCE(uH)
TEMP.RISE(℃)
DC BIAS(Amps)

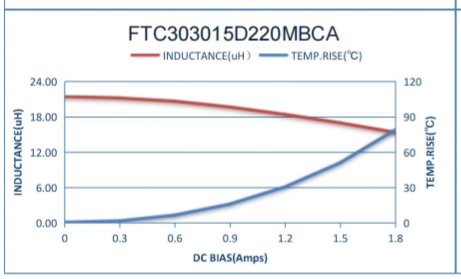
FTC303015D220MBCA
INDUCTANCE(uH)
TEMP.RISE(℃)
DC BIAS(Amps)

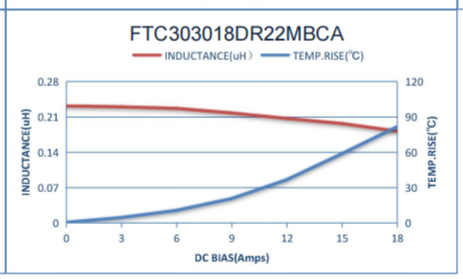
FTC303018DR22MBCA
INDUCTANCE(uH)
TEMP.RISE(℃)
DC BIAS(Amps)

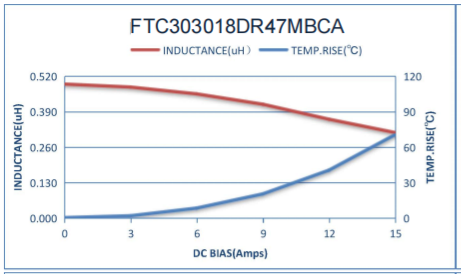
FTC303018DR47MBCA
INDUCTANCE(uH)
TEMP.RISE(℃)
INDUCTANCE(uH)
TEMP.RISE(℃)
DC BIAS(Amps)

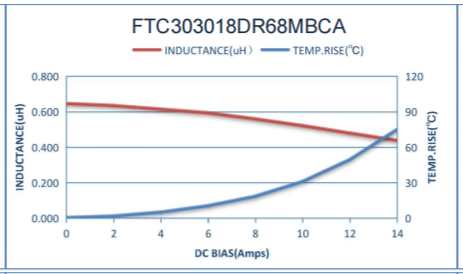
FTC303018DR68MBCA
INDUCTANCE(uH)
TEMP.RISE(℃)
INDUCTANCE(uH)
TEMP.RISE(℃)
DC BIAS(Amps)

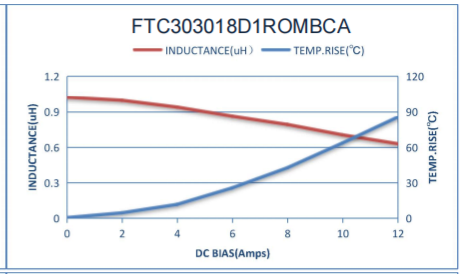
FTC303018D1ROMBCA
INDUCTANCE(uH)
TEMP.RISE(℃)
INDUCTANCE(uH)
TEMP.RISE(℃)
DC BIAS(Amps)

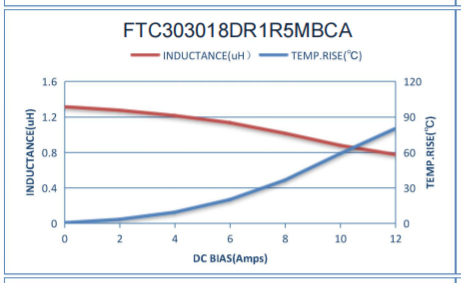
FTC303018DR1R5MBCA
INDUCTANCE(uH)
TEMP.RISE(℃)
INDUCTANCE(uH)
TEMP.RISE(℃)
DC BIAS(Amps)

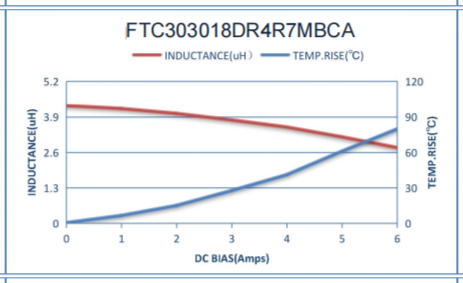
FTC303018DR4R7MBCA
INDUCTANCE(uH)
TEMP.RISE(℃)
INDUCTANCE(uH)
TEMP.RISE(℃)
DC BIAS(Amps)

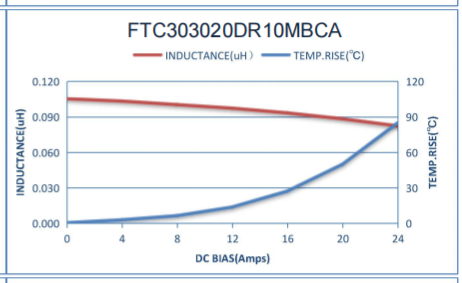
FTC303020DR10MBCA
INDUCTANCE(uH)
TEMP.RISE(℃)
INDUCTANCE(uH)
TEMP.RISE(℃)
DC BIAS(Amps)

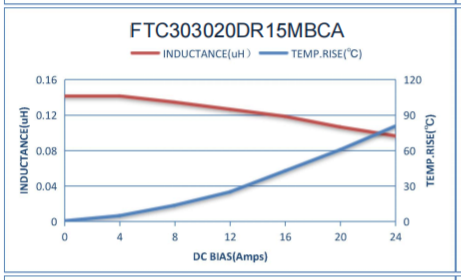
FTC303020DR15MBCA
INDUCTANCE(uH)
TEMP.RISE(℃)
INDUCTANCE(uH)
TEMP.RISE(℃)
DC BIAS(Amps)

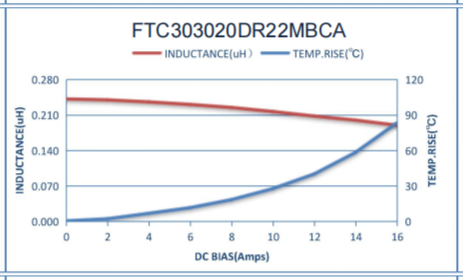
FTC303020DR22MBCA
INDUCTANCE(uH)
TEMP.RISE(℃)
INDUCTANCE(uH)
TEMP.RISE(℃)
DC BIAS(Amps)

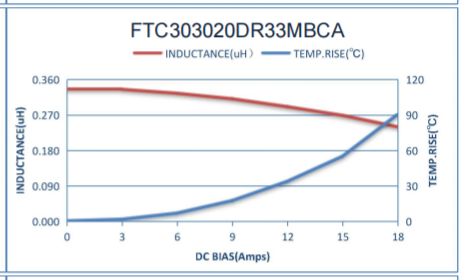
FTC303020DR33MBCA
INDUCTANCE(uH)
TEMP.RISE(℃)
INDUCTANCE(uH)
TEMP.RISE(℃)
DC BIAS(Amps)

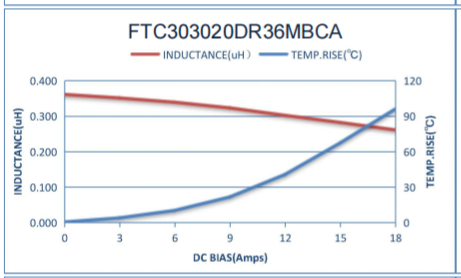
FTC303020DR36MBCA
INDUCTANCE(uH)
TEMP.RISE(℃)
INDUCTANCE(uH)
TEMP.RISE(℃)
DC BIAS(Amps)

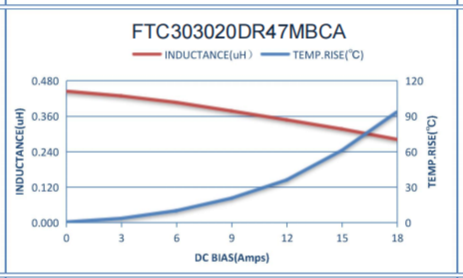
FTC303020DR47MBCA
INDUCTANCE(uH)
TEMP.RISE(℃)
INDUCTANCE(uH)
TEMP.RISE(℃)
DC BIAS(Amps)

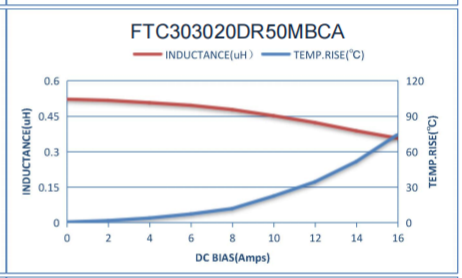
FTC303020DR50MBCA
INDUCTANCE(uH)
TEMP.RISE(℃)
INDUCTANCE(uH)
TEMP.RISE(℃)
DC BIAS(Amps)

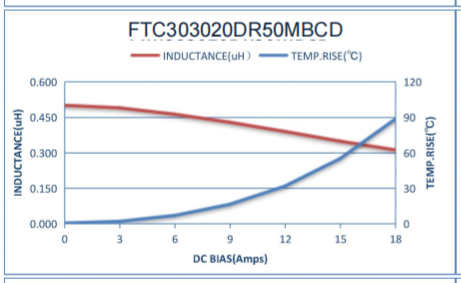
FTC303020DR50MBCD
INDUCTANCE(uH)
TEMP.RISE(℃)
INDUCTANCE(uH)
TEMP.RISE(℃)
DC BIAS(Amps)

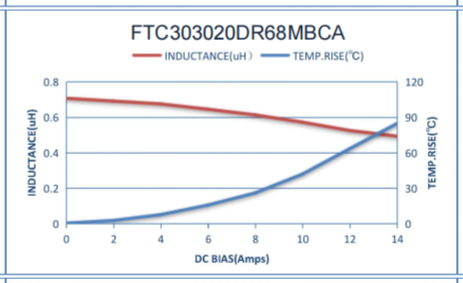
FTC303020DR68MBCA
INDUCTANCE(uH)
TEMP.RISE(℃)
INDUCTANCE(uH)
TEMP.RISE(℃)
DC BIAS(Amps)

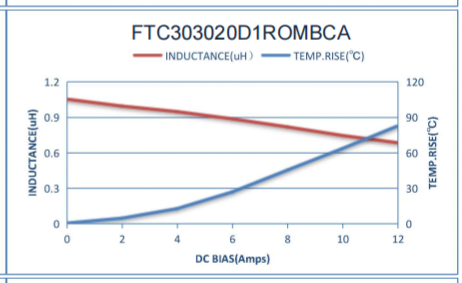
FTC303020D1ROMBCA
INDUCTANCE(uH)
TEMP.RISE(℃)
INDUCTANCE(uH)
TEMP.RISE(℃)
DC BIAS(Amps)

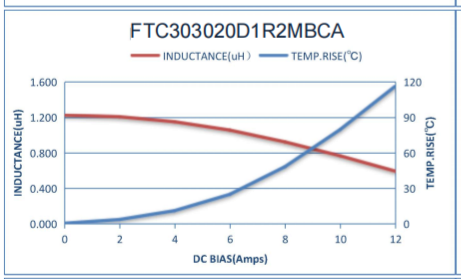
FTC303020D1R2MBCA
INDUCTANCE(uH)
TEMP.RISE(℃)
INDUCTANCE(uH)
TEMP.RISE(℃)
DC BIAS(Amps)

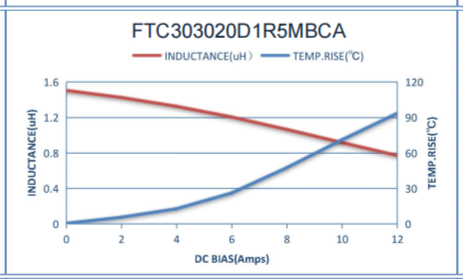
FTC303020D1R5MBCA
INDUCTANCE(uH)
TEMP.RISE(℃)
INDUCTANCE(uH)
TEMP.RISE(℃)
DC BIAS(Amps)

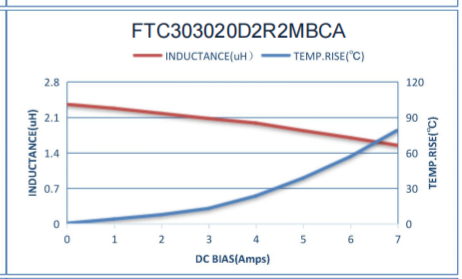
FTC303020D2R2MBCA
INDUCTANCE(uH)
TEMP.RISE(℃)
INDUCTANCE(uH)
TEMP.RISE(℃)
DC BIAS(Amps)

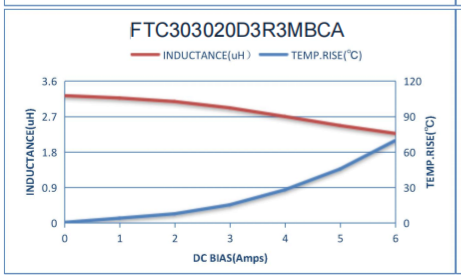
FTC303020D3R3MBCA
INDUCTANCE(uH)
TEMP.RISE(℃)
INDUCTANCE(uH)
TEMP.RISE(℃)
DC BIAS(Amps)

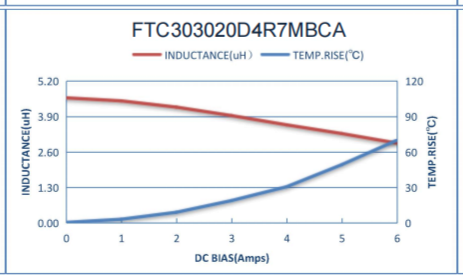
FTC303020D4R7MBCA
INDUCTANCE(uH)
TEMP.RISE(℃)
INDUCTANCE(uH)
TEMP.RISE(℃)
DC BIAS(Amps)

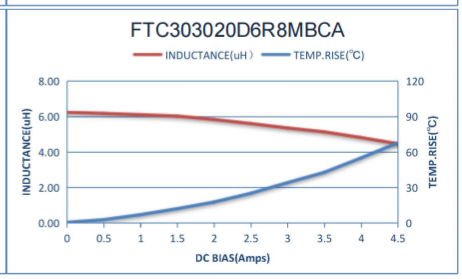
FTC303020D6R8MBCA
INDUCTANCE(uH)
TEMP.RISE(℃)
INDUCTANCE(uH)
TEMP.RISE(℃)
DC BIAS(Amps)

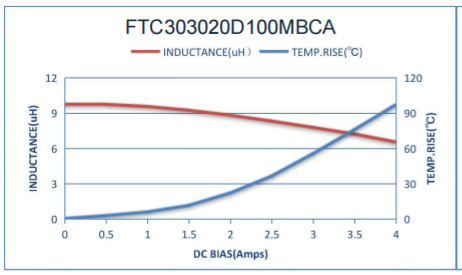
FTC303020D100MBCA
INDUCTANCE(uH)
TEMP.RISE(℃)
INDUCTANCE(uH)
TEMP.RISE(℃)
DC BIAS(Amps)
12
9
6
3
0
120
90
60
30
0
0
0.5
1
1.5
2
2.5
3
3.5
4

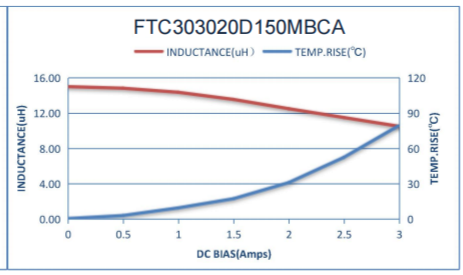
FTC303020D150MBCA
INDUCTANCE(uH)
TEMP.RISE(℃)
INDUCTANCE(uH)
TEMP.RISE(℃)
DC BIAS(Amps)
16.00
12.00
8.00
4.00
0.00
120
90
60
30
0
0
0.5
1
1.5
2
2.5
3

11>4040 Series

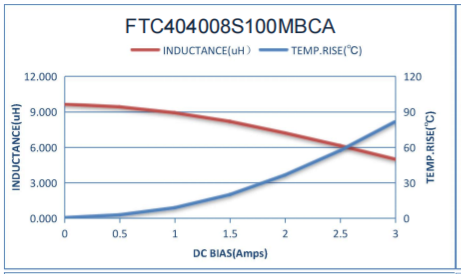

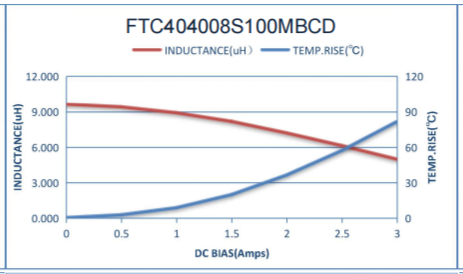

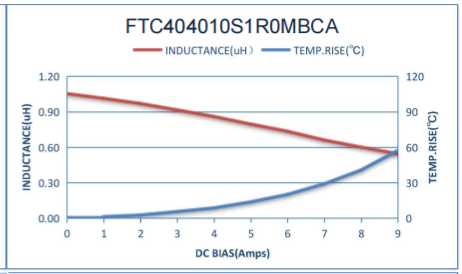

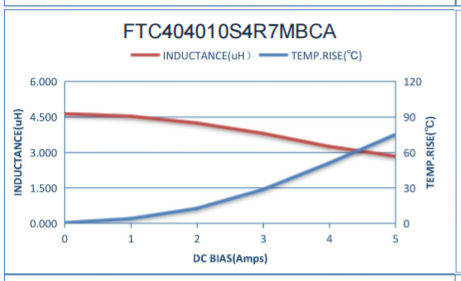

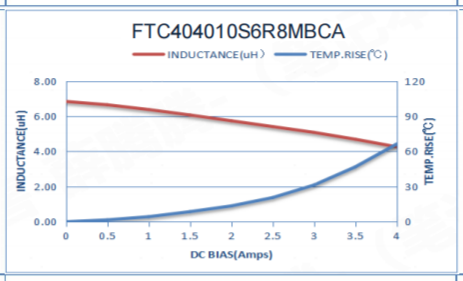

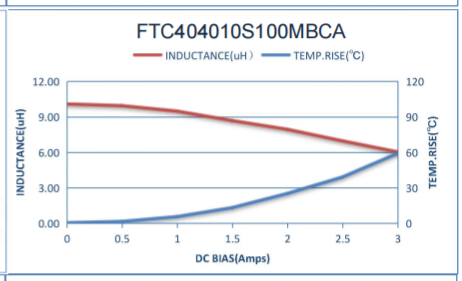

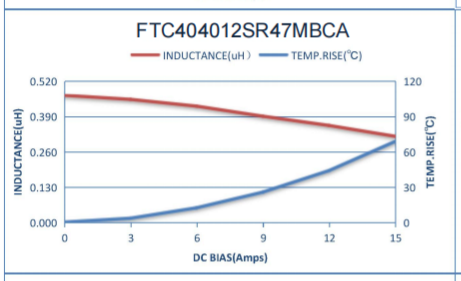

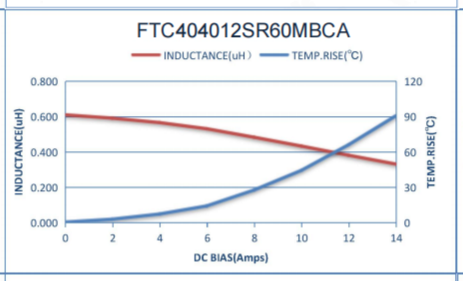

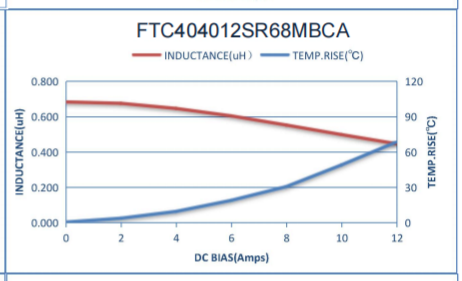

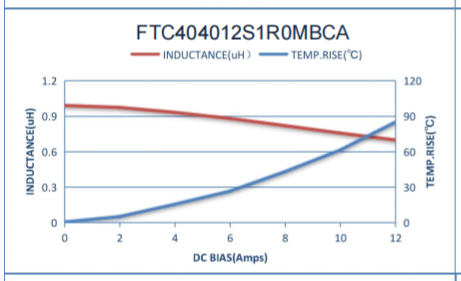

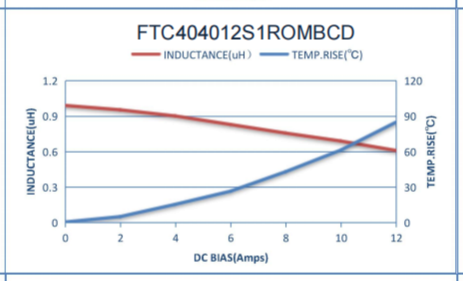

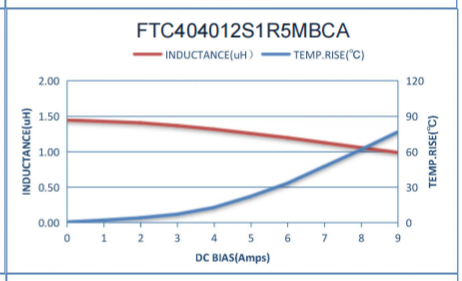

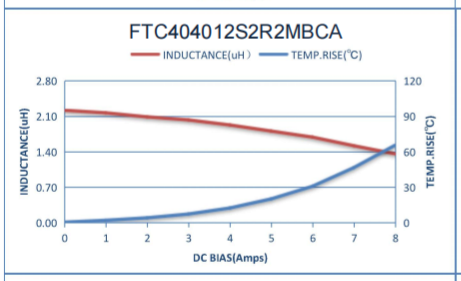

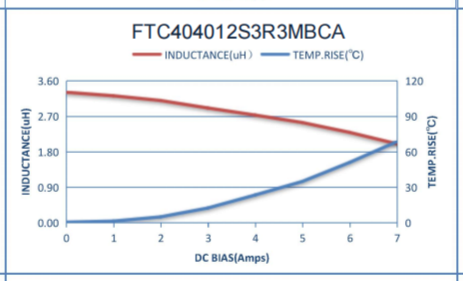

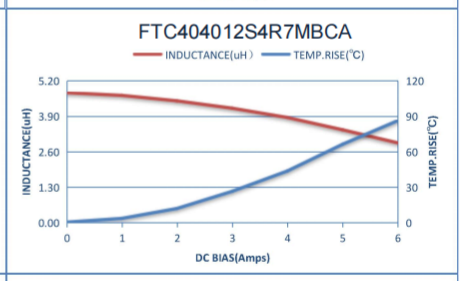

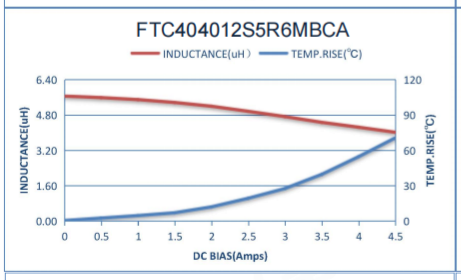

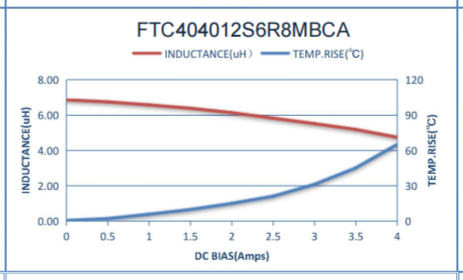

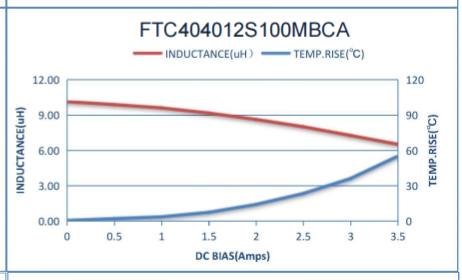

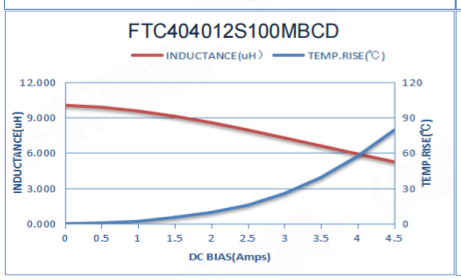

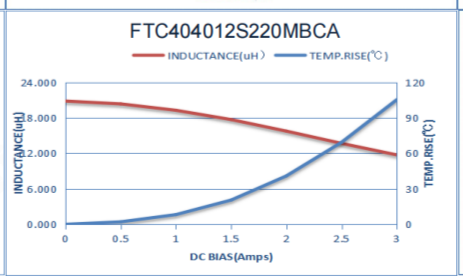

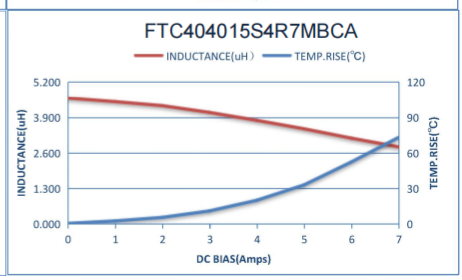

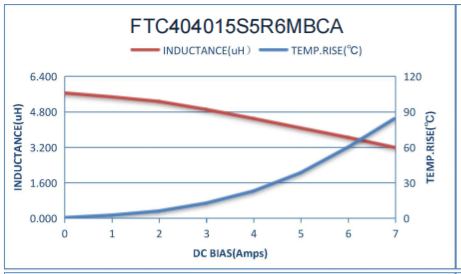
FTC404015S5R6MBCA
INDUCTANCE(uH)
TEMP.RISE(℃)
DC BIAS(Amps)

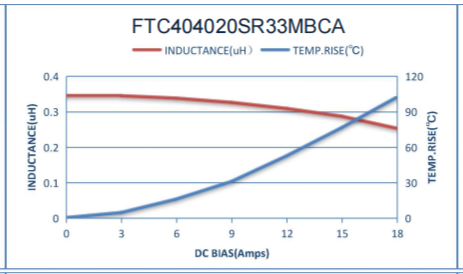
FTC404020SR33MBCA
INDUCTANCE(uH)
TEMP.RISE(℃)
DC BIAS(Amps)

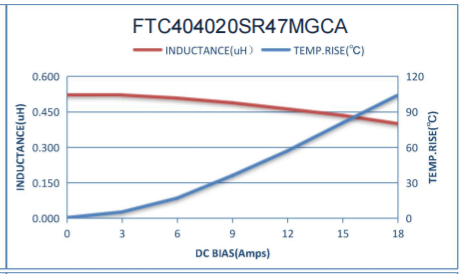
FTC404020SR47MGCA
INDUCTANCE(uH)
TEMP.RISE(℃)
DC BIAS(Amps)

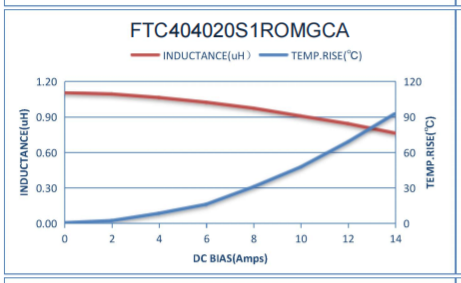
FTC404020S1ROMGCA
INDUCTANCE(uH)
TEMP.RISE(℃)
DC BIAS(Amps)

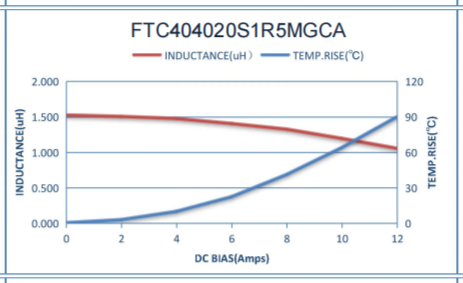
FTC404020S1R5MGCA
INDUCTANCE(uH)
TEMP.RISE(℃)
DC BIAS(Amps)

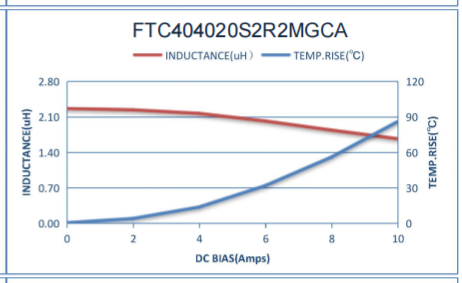
FTC404020S2R2MGCA
INDUCTANCE(uH)
TEMP.RISE(℃)
DC BIAS(Amps)

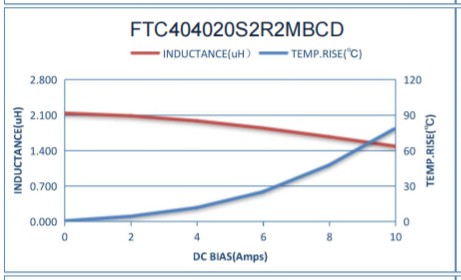
FTC404020S2R2MBCD
INDUCTANCE(uH)
TEMP.RISE(℃)
DC BIAS(Amps)

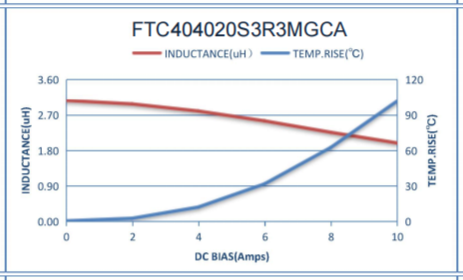
FTC404020S3R3MGCA
INDUCTANCE(uH)
TEMP.RISE(℃)
DC BIAS(Amps)

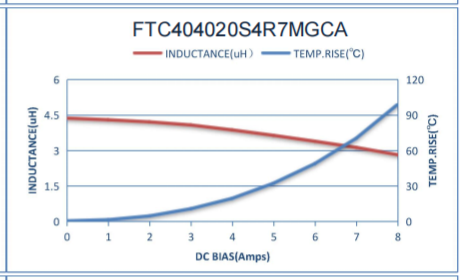
FTC404020S4R7MGCA
INDUCTANCE(uH)
TEMP.RISE(℃)
DC BIAS(Amps)

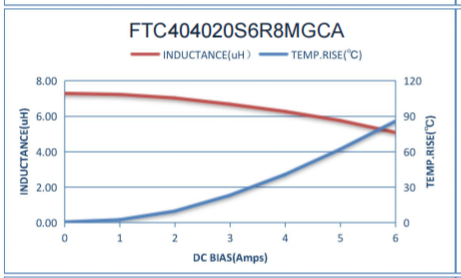
FTC404020S6R8MGCA
INDUCTANCE(uH)
TEMP.RISE(℃)
DC BIAS(Amps)

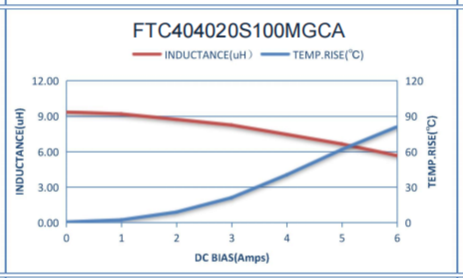
FTC404020S100MGCA
INDUCTANCE(uH)
TEMP.RISE(℃)
DC BIAS(Amps)

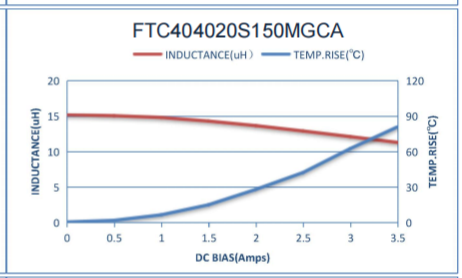
FTC404020S150MGCA
INDUCTANCE(uH)
TEMP.RISE(℃)
DC BIAS(Amps)

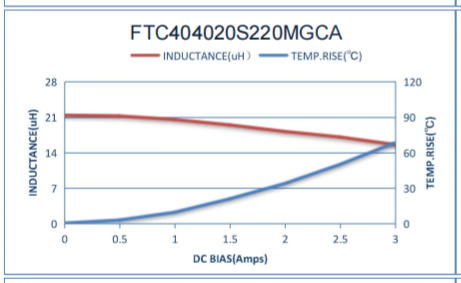
FTC404020S220MGCA
INDUCTANCE(uH)
TEMP.RISE(℃)
DC BIAS(Amps)

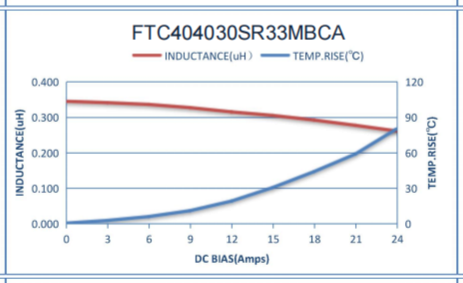
FTC404030SR33MBCA
INDUCTANCE(uH)
TEMP.RISE(℃)
DC BIAS(Amps)

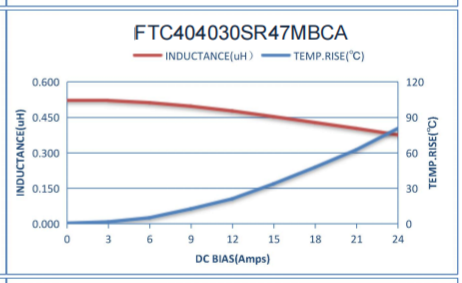
FTC404030SR47MBCA
INDUCTANCE(uH)
TEMP.RISE(℃)
DC BIAS(Amps)

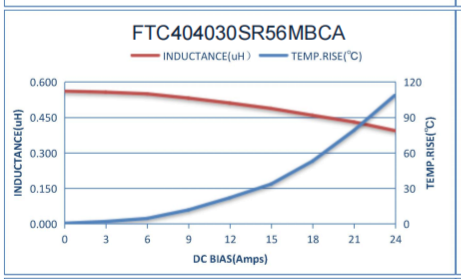
FTC404030SR56MBCA
INDUCTANCE(uH)
TEMP.RISE(℃)
DC BIAS(Amps)

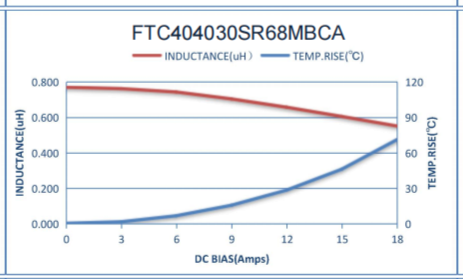
FTC404030SR68MBCA
INDUCTANCE(uH)
TEMP.RISE(℃)
DC BIAS(Amps)

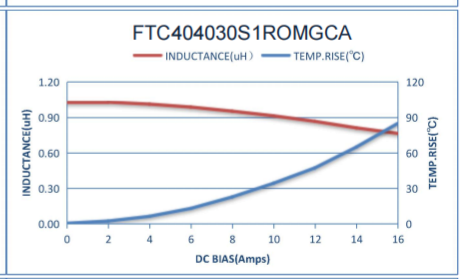
FTC404030S1ROMGCA
INDUCTANCE(uH)
TEMP.RISE(℃)
DC BIAS(Amps)

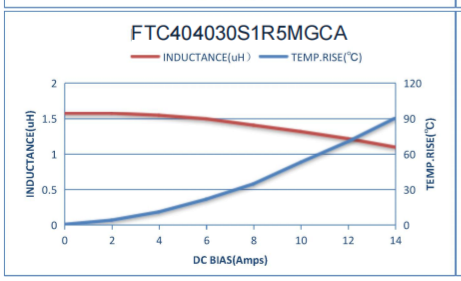
FTC404030S1R5MGCA
INDUCTANCE(uH)
TEMP.RISE(℃)
DC BIAS(Amps)

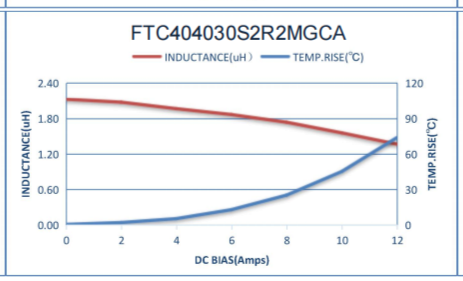
FTC404030S2R2MGCA
INDUCTANCE(uH)
TEMP.RISE(℃)
DC BIAS(Amps)

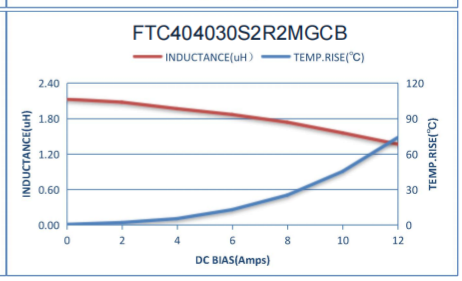
FTC404030S2R2MGCB
INDUCTANCE(uH)
TEMP.RISE(℃)
DC BIAS(Amps)

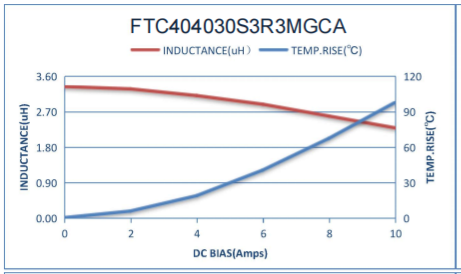
FTC404030S3R3MGCA
INDUCTANCE(uH)
TEMP.RISE(℃)
INDUCTANCE(uH)
TEMP.RISE(℃)
DC BIAS(Amps)

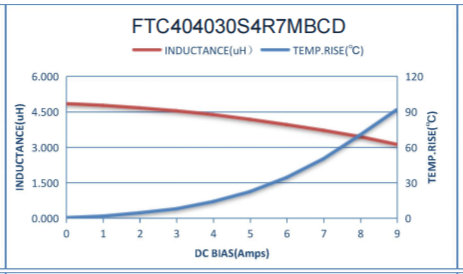
FTC404030S4R7MBCD
INDUCTANCE(uH)
TEMP.RISE(℃)
INDUCTANCE(uH)
TEMP.RISE(℃)
DC BIAS(Amps)

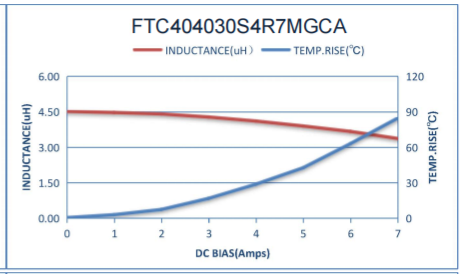
FTC404030S4R7MGCA
INDUCTANCE(uH)
TEMP.RISE(℃)
INDUCTANCE(uH)
TEMP.RISE(℃)
DC BIAS(Amps)

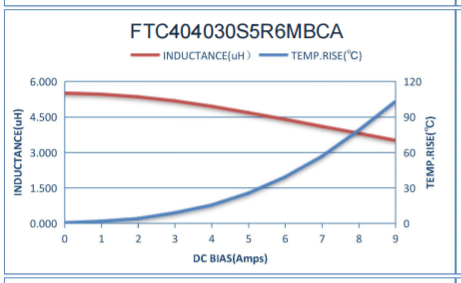
FTC404030S5R6MBCA
INDUCTANCE(uH)
TEMP.RISE(℃)
INDUCTANCE(uH)
TEMP.RISE(℃)
DC BIAS(Amps)

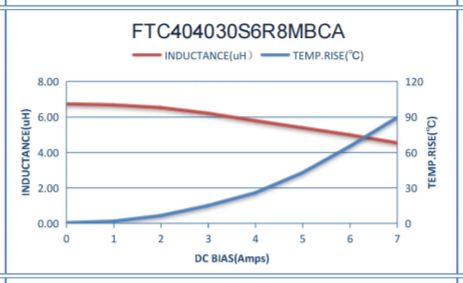
FTC404030S6R8MBCA
INDUCTANCE(uH)
TEMP.RISE(℃)
INDUCTANCE(uH)
TEMP.RISE(℃)
DC BIAS(Amps)

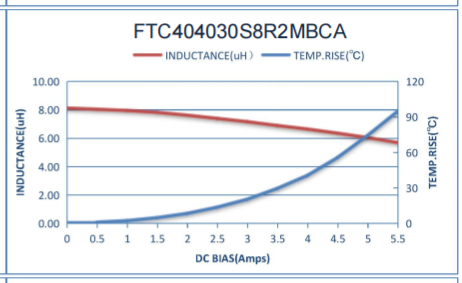
FTC404030S8R2MBCA
INDUCTANCE(uH)
TEMP.RISE(℃)
INDUCTANCE(uH)
TEMP.RISE(℃)
DC BIAS(Amps)

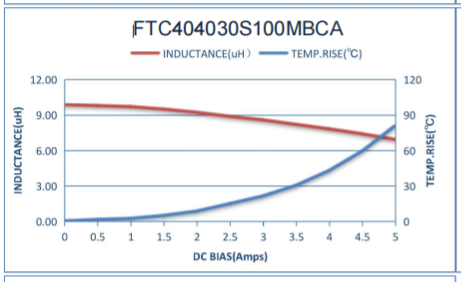
FTC404030S100MBCA
INDUCTANCE(uH)
TEMP.RISE(℃)
INDUCTANCE(uH)
TEMP.RISE(℃)
DC BIAS(Amps)

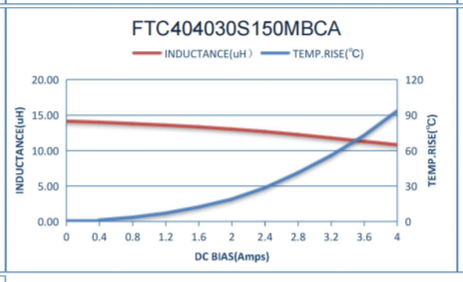
FTC404030S150MBCA
INDUCTANCE(uH)
TEMP.RISE(℃)
INDUCTANCE(uH)
TEMP.RISE(℃)
DC BIAS(Amps)

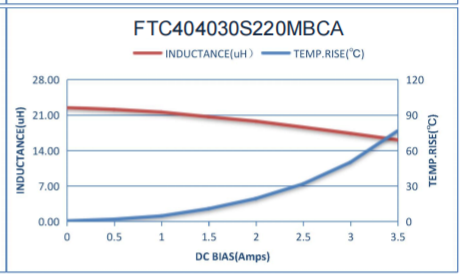
FTC404030S220MBCA
INDUCTANCE(uH)
TEMP.RISE(℃)
INDUCTANCE(uH)
TEMP.RISE(℃)
DC BIAS(Amps)

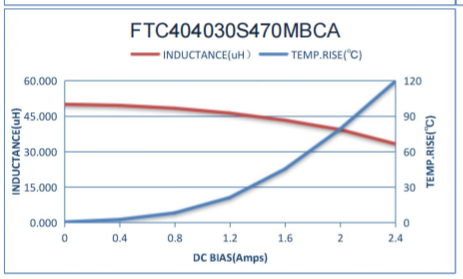
FTC404030S470MBCA
INDUCTANCE(uH)
TEMP.RISE(℃)
INDUCTANCE(uH)
TEMP.RISE(℃)
DC BIAS(Amps)

8. Reliability

No.	Item	Requirements	Test Methods and Remarks	Reference	Sample Size
1	Solderability	(1) No case deformation or change in appearance. (2) Terminal area must have 95% min. Solder coverage.	①Temperature:245± 5℃. ②Solder Composition: Sn/Ag3.0/Cu0.5(Pb-Free). ③Sample immersion tin furnace 5 ±0.5s.	AEC-Q200 (J-STD 002)	32
2	Adhesion of teral electrode	(1)Strong bond between the pad and the core, without come off PCB.	①Preconditioning：245℃Reflow 3 times ②Inductors shall be subjected to (260+0/-5℃.)℃ for (10±5)s Soldering in the base whit 0.3mm solder. ③Aplombelectrode way plus tax X N for (10±1) seconds. series / "X" N 1008 / 6 1210~1608 / 8 2012 / 12 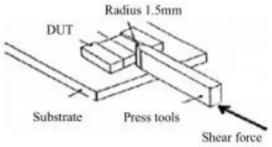	AEC-Q200 (AEC-Q200-006)	32
3	Reflow test	(1) No physical damage. (2) | ΔL0/L0 | ≤10%	① The peak temperature: 260+0/-5℃. ② Reflow:3times. ③ Temperature curve is as below 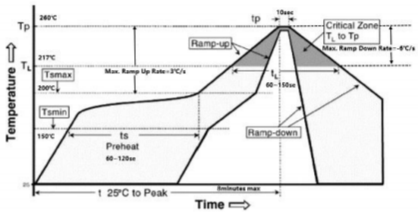	AEC-Q200 (MIL-STD-202 Method 210)	32
4	High temperature	(1) No physical damage. (2) | ΔL0/L0 | ≤10%	① Preconditioning: Bake at 125+5℃ for 24±0.5H, 245℃Reflow 3 times ②Temperature: 125±2℃. ③ Time : 1000 hours. ④Measurement at 24±4 hours after test conclusion 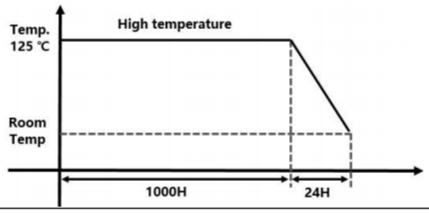	AEC-Q200 (MIL-STD - 202 Method 108)	77
5	Low temperature	(1) No physical damage. (2) | ΔL0/L0 | ≤10%	①Preconditioning: Bake at 125+5℃ for 24±0.5H, 245℃Reflow 3 times ②Temperature: -55±2℃. ③Time : 1000 hours. ④ Measurement at 24±4 hours after test conclusion 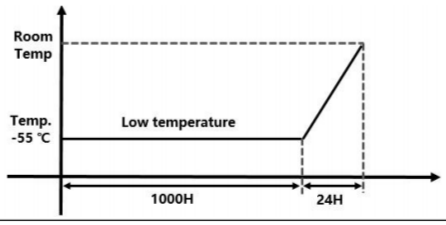	JESD22-A119A	77
6	Thermal shock	(1) No physical damage. (2) | ΔL0/L0 | ≤10%	①Preconditioning: Bake at 125+5℃ for 24±0.5H, 245℃Reflow 3 times ②Repeat 500 cycle as follow : (-55±2 ℃ ,30±3minutes) 、(Room temperature, 5 minutes)、(+125±2 ℃ ,30±3minutes)、(Room temperature, 5 minutes) ③Measurement at 24±4 hours after test conclusion	MIL-STD -202 Method 107	77

No.	Item	Requirements	Test Methods and Remarks	Reference	Sample Size
7	Resistance to Soldering Heat	(1) No physical damage. (2) | ΔL0/L0 | ≤10%	①Solder Composition: Sn/Ag3.0/Cu0.5(Pb-Free). ②Solder Temperature: 260±5°C. ③Immersion Time: 10±1sec.	AEC-Q200（MIL-STD-202 Method 210）	32
8	Static Humidity	(1) No physical damage. (2) | ΔL0/L0 | ≤10%	①Preconditioning: Bake at 125+5℃ for 24±0.5H，245℃Reflow 3 times ②1000 hours, 85°C/85%RH. ③ Unpowered. ④Measurement at 24±4 hours after test conclusion 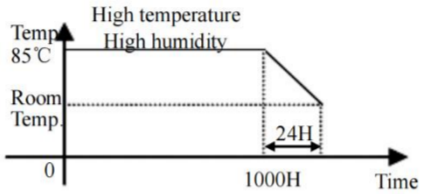 	AEC-Q200 (MIL-STD-202 Method 103)	77
9	Board Flex	(1) No physical damage. (2) | ΔL0/L0 | ≤10%	①Preconditioning：245℃Reflow 3 times ②Part mounted on a 100mm*40mm FR4 PCB board, which is 1.6±0.2 mm thick and as a Layer-thickness 35 µm ± 10 µm. ③ Bending speed is 1mm/s. ④ Keeping the P.C Board 2 mm minimum for 60 seconds. 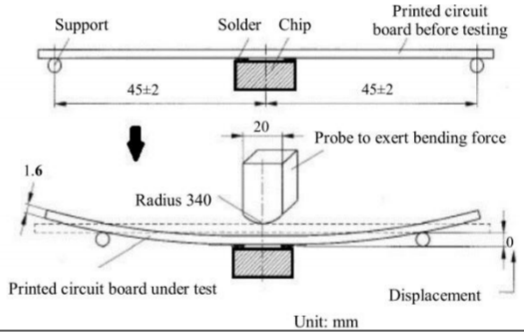 	AEC-Q200 (AEC-Q200-005)	30
10	Vibration	(1) No physical damage. (2) | ΔL0/L0 | ≤10%	①Preconditioning：245℃Reflow 3 times ②Frequency range : 10~2000Hz. ③Amplitude: 1.5mm or 20g. ④ Sweep time and duration: 10~2000~10Hz for 20 minutes. ⑤ Each four hours in X,Y,Z direction, 12hours in total.	AEC-Q200 (MIL-STD-202 Method 204)	32
11	Mechanical Shock	(1) No physical damage. (2) | ΔL0/L0 | ≤10%	① Preconditioning：245℃Reflow 3 times ②Peak acceleration:100G/S ③Duration of pulse:6ms ④3times in each of 6(±X, ±Y, ±Z) axes.	AEC-Q200 (MIL-STD-202 Method 213)	32
12	Loading at High Temperature	(1) No physical damage. (2) | ΔL0/L0 | ≤10%	①Preconditioning: Bake at 125+5℃ for 24±0.5H，245℃Reflow 3 times ②Temperature: 85±2°C. ③ Time : 1000 hours. ④ Applied Current : Rated current. ⑤Measurement at 24±4 hours after test conclusion	AEC-Q200 (MIL-STD-202 Method 108)	77

9. Soldering Condition

(This is for recommendation, please customer perform adjustment according to actual application)

Recommend Reflow Soldering Profile：(solder : Sn96.5 / Ag3 / Cu0.5)

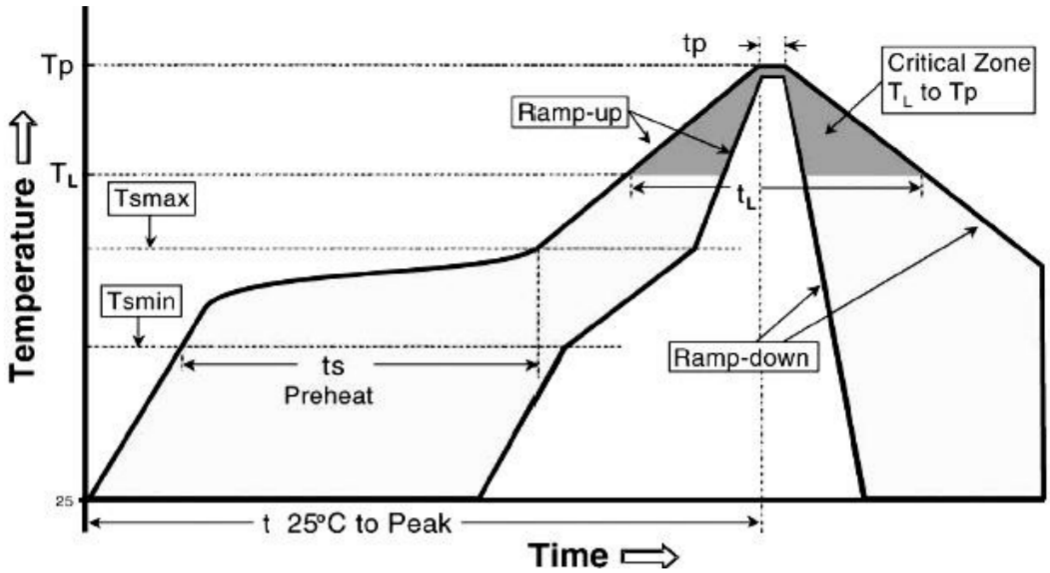

Profile Feature	Lead (Pb)-Free solder
Preheat： Temperature Min (Ts_{min}) Temperature Max (Ts_{max}) Time (Ts_{min} to Ts_{max}) (ts)	 150℃ 200℃ 60 -120 seconds
Average ramp-up rate： (Ts max to Tp)	 3℃ / second max.
Time maintained above : Temperature (T_L) Time (t_L)	 217℃ 60-150 seconds
Peak Temperature (Tp)	260℃
Time within $^{+0}_{-5}$℃ of actual peak Temperature (tp)[2]	10 seconds
Ramp-down Rate	6℃/second max.
Time 25℃ to Peak Temperature	8minutes max.

Allowed Re-flow times : 2 times

Remark : To avoid discoloration phenomena of chip on terminal electrodes, please use N_2 Re-flow furnace .

10. Packing

10.1 Dimension of plastic taping: (Unit: mm)

The following dimensions are related to the actual fit of the machine， for reference only.

10.1.1 1005-1007 Series

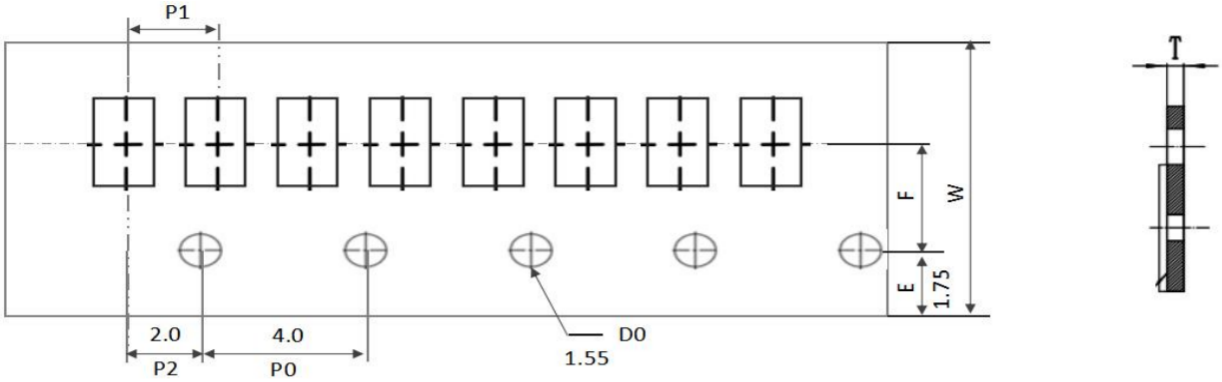

Series	W	A0	B0	D0	F	P1	T	Packing Quantity
Tolerance	±0.10	±0.04	±0.04	±0.20	±0.10	±0.05	±0.05	
100506/100505	8.0	0.75	1.25	1.55	3.5	2.0	0.65	5K
100565	8.0	0.75	1.25	1.55	3.5	2.0	0.75	
100765	8.0	0.90	1.20	1.55	3.5	2.0	0.75	
100708	8.0	0.90	1.20	1.55	3.5	2.0	0.95	

10.1.2 1210-3030 Series

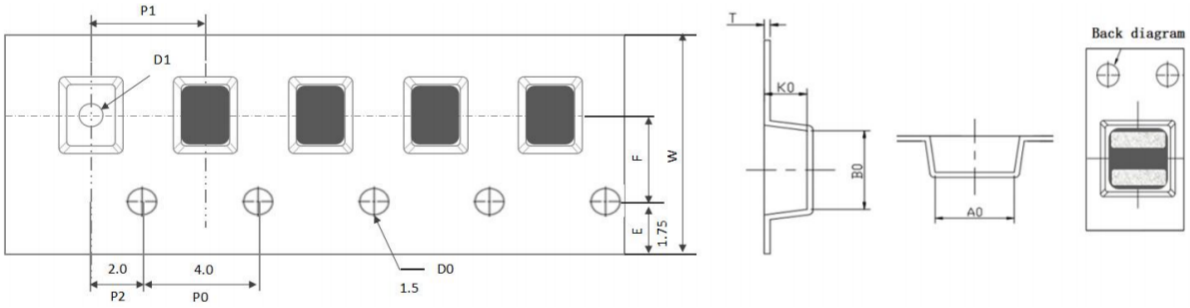

Series	W	A0	B0	D1	F	K0	P1	T	Packing Quantity
Tolerance	/	/	/	±0.20	±0.10	/	±0.10	±0.05	
121065	8.0±0.10	1.30±0.05	1.50±0.05	0.7	3.5	0.80±0.10	4.0	0.22	3K
160806/160865	8.0±0.10	1.00±0.05	1.82±0.05	0.6	3.5	0.80±0.10	4.0	0.22	
160808	8.0±0.10	1.04±0.05	1.82±0.05	0.6	3.5	0.95±0.05	4.0	0.22	
141265	8.0±0.10	1.50+0.10/-0.05	1.70+0.10/-0.05	0.6	3.5	0.80±0.10	4.0	0.22	
141207/141208	8.0±0.10	1.50+0.10/-0.05	1.70+0.10/-0.05	0.6	3.5	0.95±0.10	4.0	0.22	
201206/201265	8.0±0.10	1.40+0.10/-0.05	2.25+0.10/-0.05	1.0	3.5	0.80±0.10	4.0	0.25	
201208	8.0±0.10	1.50±0.10	2.30±0.10	1.0	3.5	1.00±0.10	4.0	0.22	
201210	8.0±0.10	1.50±0.10	2.35±0.10	1.0	3.5	1.20±0.10	4.0	0.22	
201212	8.0±0.10	1.50±0.10	2.35±0.10	1.0	3.5	1.40±0.10	4.0	0.22	
201655/201665	8.0±0.10	1.95±0.10	2.45±0.10	1.0	3.5	0.80±0.10	4.0	0.25	
201607/201608	8.0±0.10	1.90±0.10	2.35±0.10	1.0	3.5	1.00±0.10	4.0	0.25	
201610	8.0±0.10	1.95±0.10	2.35±0.10	1.0	3.5	1.15±0.10	4.0	0.25	
201612	8.0±0.10	1.90±0.10	2.30±0.10	1.0	3.5	1.35±0.10	4.0	0.25	
252055	8.0±0.10	2.35+0.10/-0.05	2.80+0.10/-0.05	1.0	3.5	0.80±0.10	4.0	0.23	
252075/252008	8.0±0.10	2.35+0.10/-0.05	2.80+0.10/-0.05	1.0	3.5	1.00±0.10	4.0	0.23	

252010	8.0±0.10	2.45±0.10	2.80±0.10	1.0	3.5	1.20±0.10	4.0	0.25	
252012	8.0±0.10	2.35+0.10/-0.05	2.80+0.10/-0.05	1.0	3.5	1.35±0.10	4.0	0.23	
322510	8.0±0.10	2.80+0.10/-0.05	3.50+0.10/-0.05	1.0	3.5	1.15±0.10	4.0	0.25	
322512	8.0±0.10	2.90+0.10/-0.05	3.50+0.10/-0.05	1.0	3.5	1.35±0.10	4.0	0.25	
322520	8.0±0.10	2.90+0.10/-0.05	3.50+0.10/-0.05	1.0	3.5	2.20±0.10	4.0	0.23	2K
303010/303012	12.0±0.30	3.40±0.10	3.40±0.10	1.5	5.5	1.40±0.10	8.0	0.30	3K
303015	12.0±0.30	3.40±0.10	3.40±0.10	1.5	5.5	1.70±0.10	8.0	0.30	
303018	12.0±0.30	3.25±0.10	3.25±0.10	1.5	5.5	2.00±0.10	8.0	0.23	
303020	12.0±0.30	3.40±0.10	3.45±0.10	1.5	5.5	2.20±0.10	8.0	0.30	

10.1.3 4040 Series

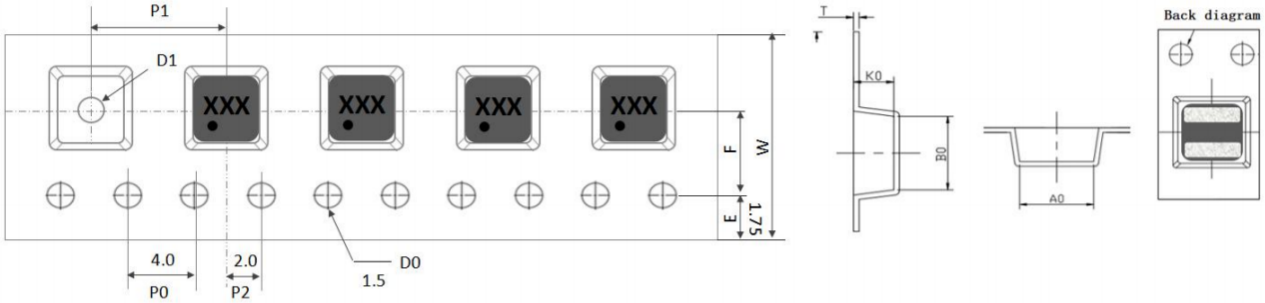

Series	W	A0	B0	D1	F	K0	P1	T	Packing Quantit
Tolerance	/	/	/	±0.20	±0.10	/	±0.10	±0.05	
404008	12.0±0.30	4.40±0.10	4.40±0.10	1.5	5.5	1.00±0.10	8.0	0.30	3K
404010/404012	12.0±0.30	4.40±0.10	4.40±0.10	1.5	5.5	1.30±0.10	8.0	0.30	
404015	12.0±0.30	4.40±0.10	4.40±0.10	1.5	5.5	1.70±0.10	8.0	0.30	
404020	12.0±0.30	4.40±0.10	4.40±0.10	1.5	5.5	2.20±0.10	8.0	0.30	
404030	12.0±0.30	4.40±0.10	4.40±0.10	1.5	5.5	3.10±0.10	8.0	0.35	2K

10.2 Dimension of Reel：(Unit: mm)

Packing size "W=8mm" using 178mm Reel

Packing size "W>12mm" using 330mm Reel

Type	A ±2.0	B ±2.0	C ±2.0
All	178	60	13.0

Type	A ±2.0	B ±2.0	C ±2.0
All	330	100	13.0

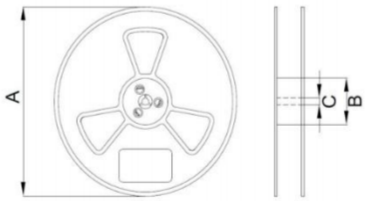

11. Note

11.1 Storage Period

To maintain the solderability of terminal electrodes and to keep the packing material in good condition, product should be used within 12 months from the time of delivery. And the solderability of products electrodes may decrease as time passes, so in case of storage over 12 months, solderability shall be checked before actual usage.

11.2 Storage Conditions

Store products in a warehouse in compliance with the following condition:

Temperature：Inductors (product with taping) +15 to +35℃；Humidity：25~70%RH.

If the product is not used up 24H after opening, desiccant should be placed in the package and sealed

11.3 Do not subject products to rapid changes in temperature and humidity.

11.4 Do not store the products in chemical atmosphere such as one containing sulfurous acid gas or alkaline gas, that will causes poor solderability and corrosion of inductors.

11.5 Do not store products in bulk packaging to prevent collision among inductors which causes core chipping and wire breakage.

11.6 Store products on pallets to protect from humidity, dust, etc.

11.7 Avoid heat shock, vibration, direct sunlight, etc.

11.8 When designing the PCB, please consider the installation position of the non-magnetic shielded components to avoid failures caused by magnetic interference.
11.9 Do not place this product near magnets or objects with magnetic force.
11.10 The product will self-heat (temperature rise) due to power-on, and sufficient margin should be left in thermal design.
11.11 Mounting density
If this product is placed near heat-generating products, be sure to implement sufficient heat-dissipating measures. If this product is subjected to a significant amount of heat from other products, this could adversely affect product quality, resulting in a circuit malfunction or failure of the mounted section. Also, be sure that the product is used in a manner so that the heat that the product is subjected to from other products does not exceed the upper limit of the rated operating temperature for the product.
11.12 Since the static electricity carried by the human body will be transmitted to the ground wire, please use an anti-static wrist strap.
11.13 Grease on human hands may lead to decreased solderability. Please avoid direct contact with the terminals.
11.14 This product refers to the general standard used in audio-visual entertainment, home appliances, computers,office automation, communications, power modules, LED lighting, measuring equipment.Machine tools, industrial control panels and other general electronic equipment. And the general electronicequipment should be used under the usual operation and usage methods.
11.15When this product is used in occasions other than general electronic equipment, such as: Automotive Electronic products,medical equipment, military equipment, Aerospace equipment, submarine equipment, etc.please be sure to contact the company's sales department,the company will cooperate with customer needs, and negotiate different intended use described in this product
11.16 Reworking with soldering iron

ITEM	Requirement
Pre-heating	150° C/approx. 1 min
Tip temperature of soldering iron	350° C max.
Soldering time	3 s (+1 s, -0 s)
Number of reworking operations	1 times max.
It is recommended to replace the product directly, rework may cause poor appearance	

11.17 We cannot warrant against failure caused by any use of our product that deviates from the intended use as described in this product specification.
11.18 Please approve our product specifications or transact the approval sheet for product specifications before ordering.
11.19 Our specification limits the quality of the component as a single unit. Please ensure the component is thoroughly evaluated in your application circuit.

12. Record

Version	Description	Page	Date
D6	newly increased: FTC201208S100MBCA FTC201606S2R2MBCA FTC201606S4R7MBCA FTC201610S220MBCA FTC252012SR22MBCF FTC303012D3R3MBCA FTC404030S470MBCA FTC201212SR10MBCA FTC252008SR33MBCA FTC201212SR68MBCA Revise: FTC201610S1R0MBCD Irms from 4.6/4.2 to 4.8/4.3 FTC201610S1R0MGCD Irms from 4.6/4.2 to 4.8/4.3 FTC201610S1R0MBCD Isat from 4.7/4.2 to 4.8/4.2 FTC201610S1R0MGCD Isat from 4.7/4.2 to 4.8/4.2 Delete: FTC252075S100MGCA	1~48	May.30.2025
D7	newly increased: FTC121008S4R7MBCA FTC201206SR47MBCA FTC201210S1R2MBCA FTC201212S2R2MBCA FTC252012SR24MBCF FTC252012SR24MBCE FTC322520SR22MBCA FTC322520S100MBCA FTC303015DR22MBCA FTC404030S150MBCA	1~51	Jun.30.2025

© All rights reserved. Specification herein will be changed at any time without prior notice.