REV.	DESCRIPTION	ECN NO.	NAME	DATE

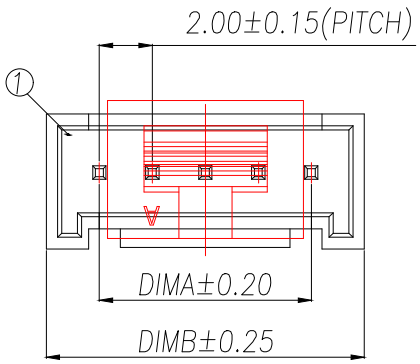

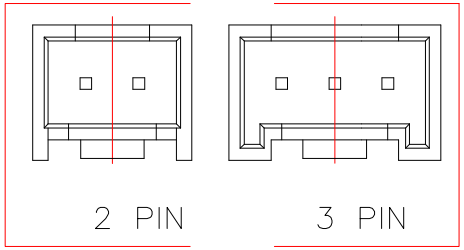

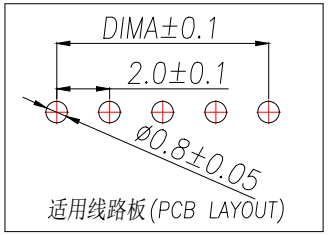

Part No	CKT	A	B
WF-HY2.0-2PA1	2	2.0	6.0
WF-HY2.0-3PA1	3	4.0	8.0
WF-HY2.0-4PA1	4	6.0	10.0
WF-HY2.0-5PA1	5	8.0	12.0
WF-HY2.0-6PA1	6	10.0	14.0
WF-HY2.0-7PA1	7	12.0	16.0
WF-HY2.0-8PA1	8	14.0	18.0
WF-HY2.0-9PA1	9	16.0	20.0
WF-HY2.0-10PA1	10	18.0	22.0
WF-HY2.0-11PA1	11	20.0	24.0
WF-HY2.0-12PA1	12	22.0	26.0
WF-HY2.0-13PA1	13	24.0	28.0
WF-HY2.0-14PA1	14	26.0	30.0
WF-HY2.0-15PA1	15	28.0	32.0
WF-HY2.0-16PA1	16	30.0	34.0
WF-HY2.0-17PA1	17	32.0	36.0
WF-HY2.0-18PA1	18	34.0	38.0
WF-HY2.0-19PA1	19	36.0	40.0
WF-HY2.0-20PA1	20	38.0	42.0

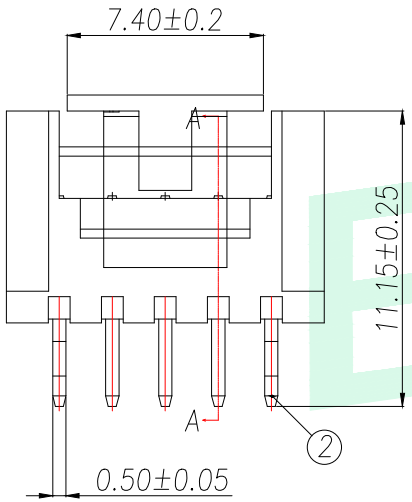

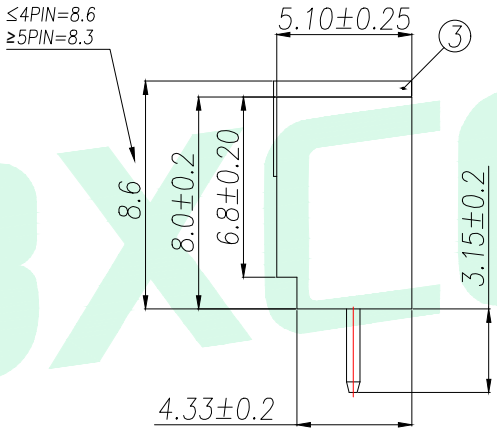

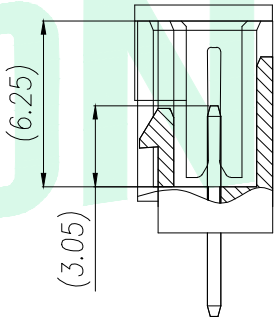

SECTION A-A

序号	品名	材质
1	HY2.0直针WTB胶芯	LCP UL94V-0 本色
2	HY2.0直针WTB端子	铜合金/表面镀锡
3	2.00 F型立式2代WTB吸盖	LCP UL94V-0 本色

技术指标(Technical Index):

1.温度范围(Temperature range):-25°C~+85°C.
2.额定电压(Rated voltage):200V,AC.
3.额定电流(Rated current):2.0A AC,DC.
4.接触电阻(Contact resistance):≤25mΩ.
5.耐压值(Withstanding voltage):500V AC/minute.
6.绝缘电阻(Insulation resistance):≥1000MΩ.

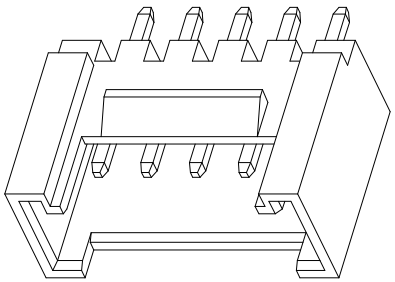

GENERAL TOLERANCE						
DIM. x. x.x x.xx GENERAL x.°	TOL. ±0.50 ±0.20 ±0.10 ANGLE: ±1°	DONGGUAN BAOXUN PRECISION TECHNOLOGY CO., LTD				BXCONN®
		TITLE: HY2.0 直针WTB				
		DWG. NO.: WF-HY2.0-XPA1			CHECKED: MAX	
		PART NO.: WF-HY2.0-XPA1			DRAWN: ELLA	
		UNIT: mm	SCALE: none	SHEET: 1of 1	DWG. SIZE: A4	LAYER: bxconn	APPROVED: WILL

REV.	DESCRIPTION	ECN NO.	NAME	DATE

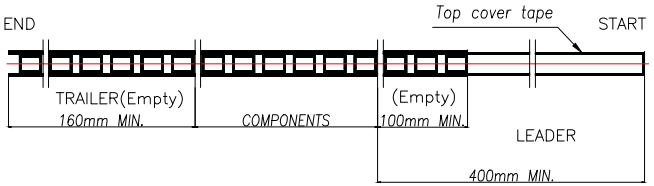

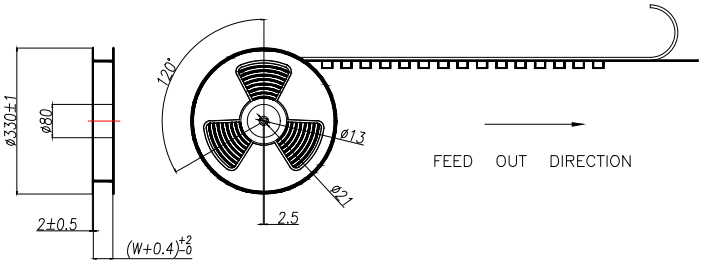

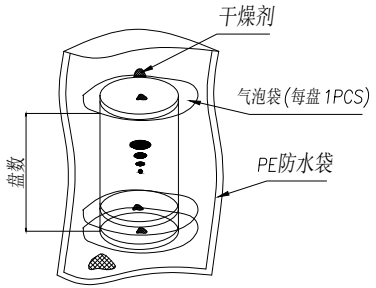

NOTE(注):

1.10 SPROCKET HOLE PITCH CUMULATIVE TOLERANCE ±0.2mm.
(10片孔距累积公差±0.2mm.)

2.CARRIER CAMBER NOT TO EXCEED 1mm IN 100mm.
(载带拱/弧形MAX:1/100mm.)

3.ALL DIMENSIONS MEET EIA-481 REQUIREMENTS.
(所有的尺寸要满足协会EIA-481规范.)

4.MATTRIAL:CLEAR ANTISTATIC PS,COLD SEALING.
(载带材料:透明抗静电 PS,冷封.)

5.THICKNESS:0.50±0.05mm.(载带厚度:0.50±0.05mm.)

6.PACKING LENGHT PER REEL: 5.28 METERS.(每卷包装长度:5.28米.)

7.COMPONENT LOAD PER REEL:400 PCS.(每卷包装数量:400只.)

8.纸箱装箱以不超过装箱线为准,空余位置用塑料泡沫及保尼龙填充.

9.纸箱分小、中、标准型3种规格型号:装箱为整箱(左下包装量)采用标准型纸箱包装,未达到整箱数量以产品量适当采用小型或中型纸箱包装.

纸箱型号 Carton Type	小型 Small Size	中型 Medium	标准型 Standard
高度 Hight (CM)	7.5	15	32

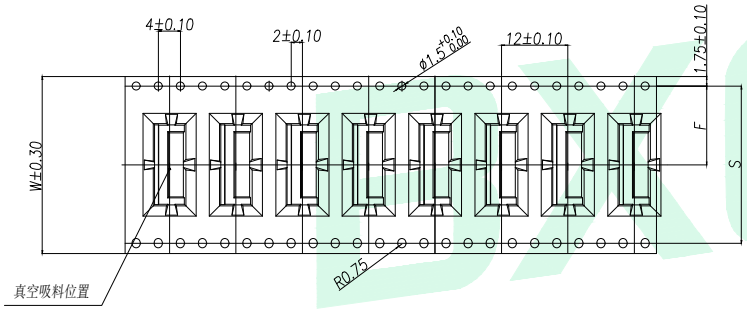

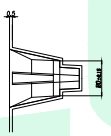

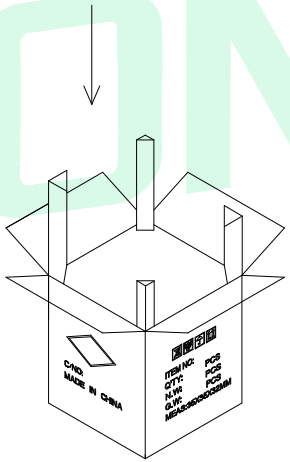

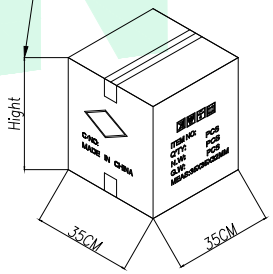

CKT (2.0mm pitch)	B0	W	F	S
2	6.30	24	11.50	
3	8.30			
4	10.30			
5	12.30			
6	14.30	32	14.20±0.10	28.4
7	16.30			
8	18.30			
9	20.30	44	20.20±0.10	40.40
10	22.30			
11	24.30			
12	26.30			
13	28.30			
14	30.30			
15	32.30	56	26.2±0.10	52.40
16	34.30			
17	36.30			
18	38.30			
19	40.30			
20	42.30			

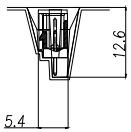

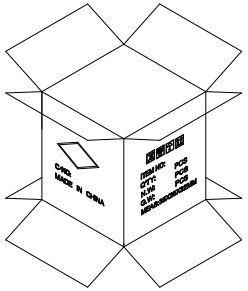

CKT (2.0mm pitch)	W	PCS/RELL	RELL/CARTON	SUM(PCS)
2	24	400	14	5600
3		400	10	4000
4				
5				
6	32	400	8	3200
7				
8				
9	44	400	6	2400
10				
11				
12				
13				
14				
15	56	400	5	2000
16				
17				
18				
19				
20				

GENERAL TOLERANCE		DONGGUAN BAOXUN PRECISION TECHNOLOGY CO., LTD					BXCONN®
DIM.	TOL.	TITLE: HY2.0 直针WTB					
x.	±0.50						
x.x	±0.20						
x.xx	±0.10						
GENERAL ANGLE:		DWG. NO.: WF-HY2.0-XPA1				CHECKED: MAX	
x.°	±1°						
		PART NO.: WF-HY2.0-XPA1				DRAWN: ELLA	
		UNIT: mm	SCALE: none	SHEET: 1of 1	DWG. SIZE: A4	LAYER: bxconn	APPROVED: WILL