由 Autodesk 教育版产品制作

专利授权产品

REV.	ECN	DESCRIPTION	MDF'D	DATE
	———	新订图面		

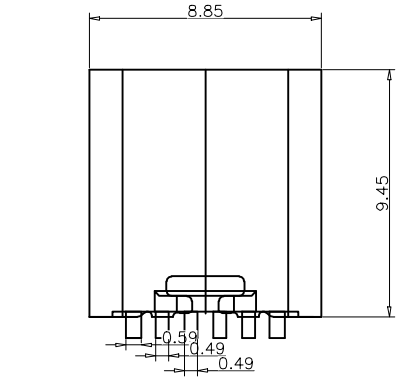

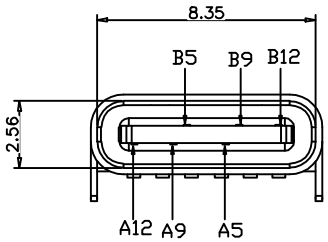

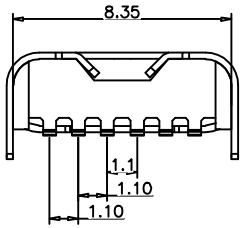

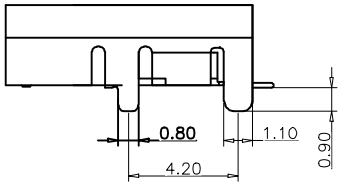

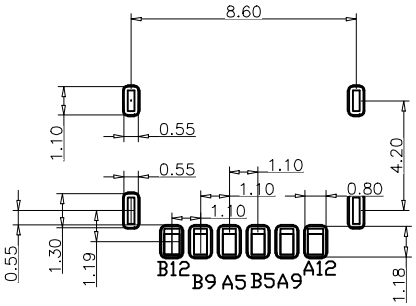

RECOMMEND P.C.B LAYOUT(COMPONENT SIDE)
TOLERANCE FOR PCB LAYOUT IS ±0.05

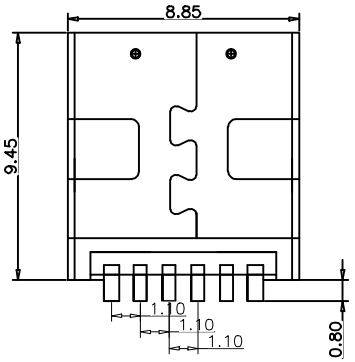

备注(NOTE):
1材质:
1.1胶芯：LCP UL94 V-0
1.2端子：C2680,T=0.2mm；镍底，镀金
1.3外壳：不锈钢201-H 表面镀镍
2.电气特性:
2.1.接触区：接触电阻40mΩ Max,允许10mΩ变化量. 测试条件:20mv，100mA下测量.
2.2.接触电流：3A VBUS引脚；1.25A用于GND引脚；其他引脚为0.25A.
2.3.额定电压：5V.
2.4.耐电电压：100VAC.
2.5.绝缘电阻：至少100兆欧 .
3.机械性能:
3.1.插入力：0.5-2.0Kg
3.2.拔出力：0.6-2.04Kg
3.3.插拔次数：5000次.
4.工作环境：-20℃ to +85℃.

USB TYPE C PIN ASSIGNMENTS

PIN NUMBER	SIGNAL NAME	PIN NUMBER	SIGNAL NAME
		B12	GND
		B9	VBUS
A5	CC1		
		B5	CC2
A9	VBUS		
A12	GND		

TABLE:

NO	PART	Q'TY	Material
1	SHELL	1	ZINC ALLOY,NI30u"Min PLATED
2	CONTACT	6	C2680,TIN80u"/Au1u"/NI30u" PLATED
3	1MD HOUSING	1	LCP UL94 V-0 BLACK
4	CAP	1	LCP UL94 V-0 BLACK
5	WATERPROOF RING	1	SILICONE UL94 V-0 BLACK

浙江创都电子科技有限公司

品名(ITEM NO)	TYPE-C-6PBS-9.45	页码(SHEET)	1
料号(PART NO)	6P-BS-9.45	版本(REV)	A1
图号(DWG NO)	A1	日期(DATE)	2022.11.28
		设计(DESIGN)	M
		审核(CHECKED)	———
		核准(APPROVED)	———

单位(UNIT)：MM
比例(SCALE)1:1

未注公差 TOLERANCE UNSPECIFIED
X.X ±0.20
X.XX ±0.15
X.XXX ±0.10
X° ±5°
X.X° ±2°

由 Autodesk 教育版产品制作
由 Autodesk 教育版产品制作
由 Autodesk 教育版产品制作