REV.	DESCRIPTION	ECN NO.	NAME	DATE

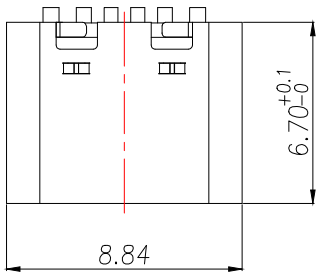

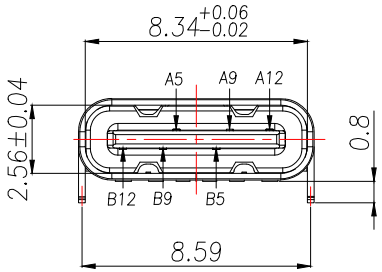

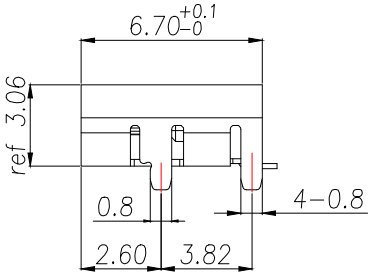

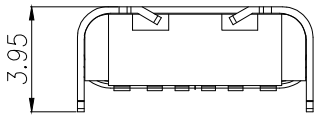

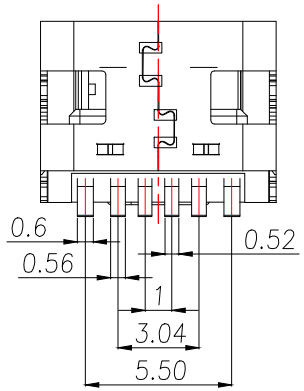

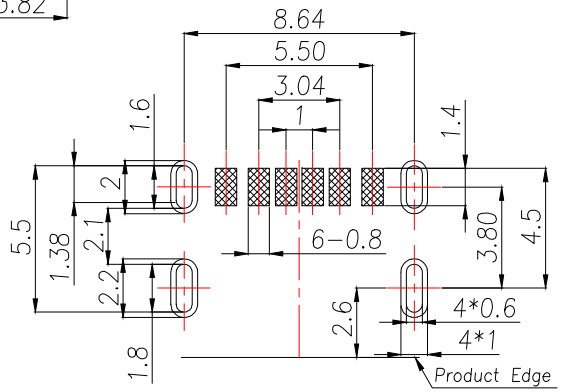

RECOMMENDED PCB LAYOUT

GENERAL TOLERANCE ±0.05

备注(NOTE):1材质:

1.1胶芯:LCP UL94 V-0

1.2端子:(C2680,镍底,镀金0.5U

1.3外壳:不锈钢304-表面镀镍50U

2.电气特性:

2.1.接触区:接触电阻30mQMax,

允许10mΩ变化量,

测试条件:20mv,100mA下测量,

2.2.额定电流:最大3A

2.3.额定电压:5V.

2.4.耐电电压:100VAC.

2.5.绝缘电阻:至少100兆欧

3.机械性能:

3.1.插入力:0.5-2.0Kg

3.2.拔出力:0.8-2.0Kg

3.3.插拔次数:5000+.

4.工作环境:-20℃ - +85℃

4.1.盐雾测试:24H

PIN ASSIGNMENTS

A5	CC1	B12	GND
A9	VBUS	B9	VBUS
A12	GND	B5	CC2
PIN	SIGNAL NAME	PIN	SIGNAL NAME

GENERAL TOLERANCE

DIM.	TOL.
x.	±0.30
x.x	±0.20
x.xx	±0.10
GENERAL ANGLE:	
x.°	±5.0°
x.x°	±3.0°
x.xx°	

DONGGUAN BAOXUN PRECISION TECHNOLOGY CO., LTD

BXCONN®

TITLE: TYPE-C 6P SMT四脚插板

DWG. NO.: TYPE-C-P6

CHECKED: MAX

PART NO.: TYPE-C-P6

DRAWN: ELLA

UNIT:	SCALE:	SHEET:	DWG. SIZE:	LAYER:	APPROVED:
mm	none	1of 1	A4	bxconn	WILL