REV.	DESCRIPTION	ECN NO.	NAME	DATE

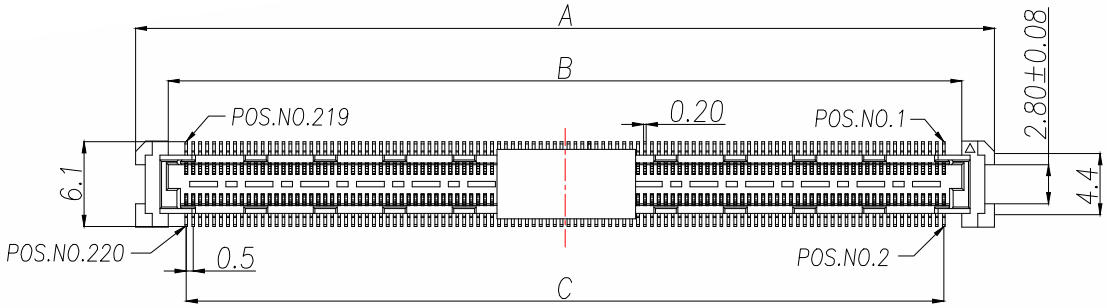

Note:

Machanical

Mating force:40.0kgf max

Unmating force:4.4kgf Min

Durability:30Cycles

Electrical

Current Rating:0.5A max. Percontact

Contact Resistance:55mΩ max(Initial),75mΩ max(After)

Dieletric Withstanding Voltage:200VAC

Insulation Resistance100mega ohms min. at 500 VDC

Physical

Housing:thermoplastic,LCP UL94V-0 rated,inWhite Color

Contact: Copper alloy

Operating Temperature:-40°C to +85°C

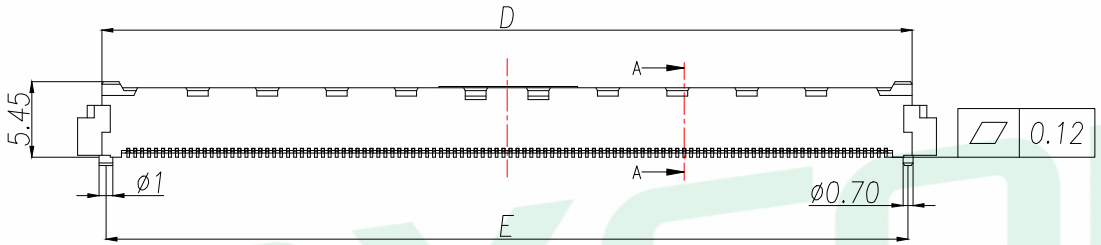

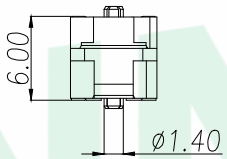

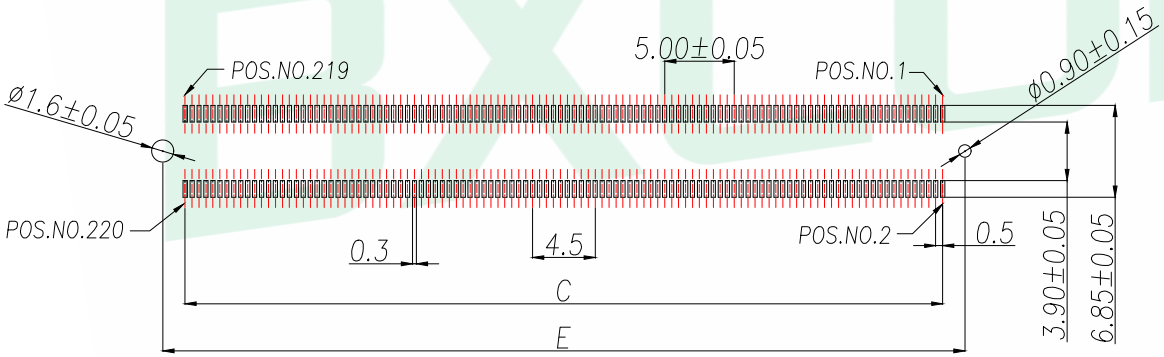

Model	PIN	DIM A	DIM B	DIM C	DIM D	DIM E
B0501FSV60-80P	80	26.80	22.10	19.50	23.30	22.70
B0501FSV60-100P	100	31.80	27.10	24.50	28.30	27.70
B0501FSV60-120P	120	36.80	32.10	29.50	33.30	32.70
B0501FSV60-140P	140	41.80	37.10	34.50	38.30	37.70
B0501FSV60-144P	144	42.80	38.10	35.50	39.30	38.70
B0501FSV60-168P	168	48.80	44.10	41.50	45.30	44.70
B0501FSV60-200P	200	56.80	52.10	49.50	53.30	52.70
B0501FSV60-220P	220	61.80	57.10	54.50	58.30	57.70

RECOMMENDED PCB LAYOUT(TOP VIEW)

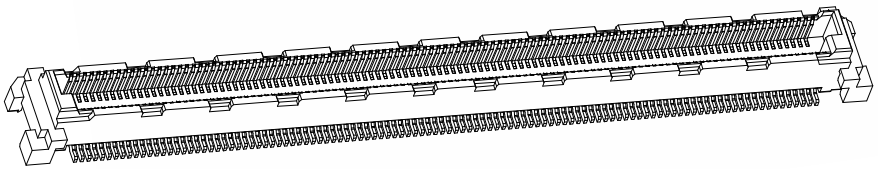

GENERAL TOLERANCE		
DIM.	TOL.	
x.	±0.35	
x.x	±0.25	
x.xx	±0.10	
GENERAL	ANGLE:	
X.°:	±1°	
X.X°:	±	

DONGGUAN BAOXUN PRECISION TECHNOLOGY CO., LTD

BXCONN®

TITLE: 0.5 Pitch BTB SOCKET H6.0

DWG. NO.: B0501FSV60-XP

CHECKED: MAX

PART NO.: B0501FSV60-XP

DRAWN: ELLA

UNIT:	SCALE:	SHEET:	DWG. SIZE:	LAYER:	APPROVED:
mm	none	1of 1	A4	bxconn	WILL