

XLamp® CXB1304 Pro9™ LED



PRODUCT DESCRIPTION

The XLamp CXB Standard Density LED family delivers excellent efficacy at lower drive currents, as well as the highest level of reliability for COB LEDs through Cree LED's expertise in ceramic substrates. Featuring a full range of LES sizes, color options and performance levels, the CXB family provides an easy upgrade path for existing CXA family-based designs.

Pro9™ version LEDs deliver up to 15% higher efficacy for 90 and 95 color rendering index (CRI) over standard version LEDs without sacrificing color rendering quality. Pro9 LEDs feature the industry's highest operating temperature rating of 105 °C and the same maximum current as the standard versions. In addition, all Pro9 LEDs share the same mechanical and electrical characteristics as the standard versions.

FEATURES

- 6-mm optical source
- Mechanical and optical design consistent with other CXA13 LEDs
- Available in 90 and 95 CRI minimum options
- EasyWhite® 2-, 3-step binning
- Premium Color 2- and 3-step binning
- Forward voltage options: 9-V class, 18-V class & 36-V class
- 85 °C binning and characterization
- Extremely uniform color over viewing angle
- Top-side solder connections
- Thermocouple attach point
- RoHS and REACH compliant
- UL® recognized component (E349212)



Cree LED / 4001 E. Hwy. 54, Suite 2000 / Durham, NC 27713 USA / +1.919.313.5330 / www.cree-led.com

TABLE OF CONTENTS

Characteristics	3
Operating Limits	3
Flux Characteristics, EasyWhite® Order Codes and Bins - 9 V	5
Flux Characteristics, Premium Order Codes and Bins - 9 V	5
Flux Characteristics, EasyWhite® Order Codes and Bins - 18 V	6
Flux Characteristics, Premium Order Codes and Bins - 18 V	6
Flux Characteristics, EasyWhite® Order Codes and Bins - 36 V	7
Flux Characteristics, Premium Order Codes and Bins - 36 V	7
Relative Spectral Power Distribution, EasyWhite® LEDs	8
Relative Spectral Power Distribution, Premium Color LEDs	9
Electrical Characteristics	10
Relative Luminous Flux	12
Typical Spatial Distribution	15
EasyWhite® Performance Groups - Chromaticity	16
Premium Color Performance Groups - Chromaticity	17
EasyWhite® Bins Plotted on the 1931 CIE Color Space	18
Premium Color Bins Plotted on the 1931 CIE Color Space	19
Bin and Order Code Formats	20
Mechanical Dimensions	20
Thermal Design	21
Notes	23
Packaging	25

CHARACTERISTICS

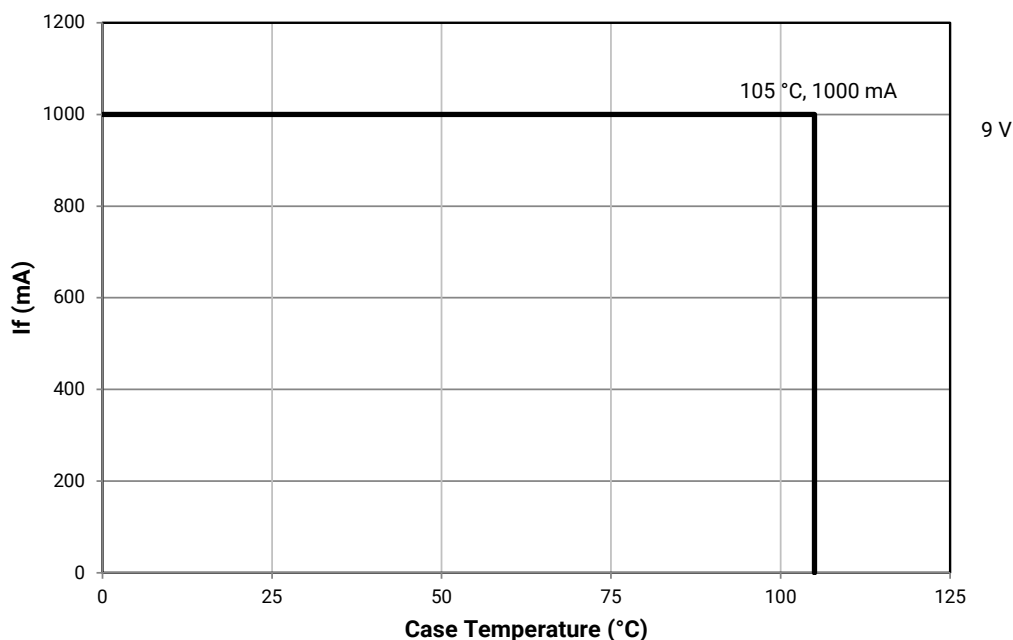
Characteristics	Unit	Minimum	Typical	Maximum
Viewing angle (FWHM)	degrees		115	
ESD withstand voltage (HBM per Mil-Std-883D)	V			8000
DC forward current (9 V)	mA			1000*
DC forward current (18 V)	mA			500*
DC forward current (36 V)	mA			250*
Reverse current (9 V, 18V, 36 V)	mA			0.1
Forward voltage (9 V, 400 mA, 85 °C)	V		8.45	9.325
Forward voltage (18 V, 200 mA, 85 °C)	V		16.9	18.65
Forward voltage (36 V, 100 mA, 85 °C)	V		33.8	37.3

* Refer to the Operating Limits section.

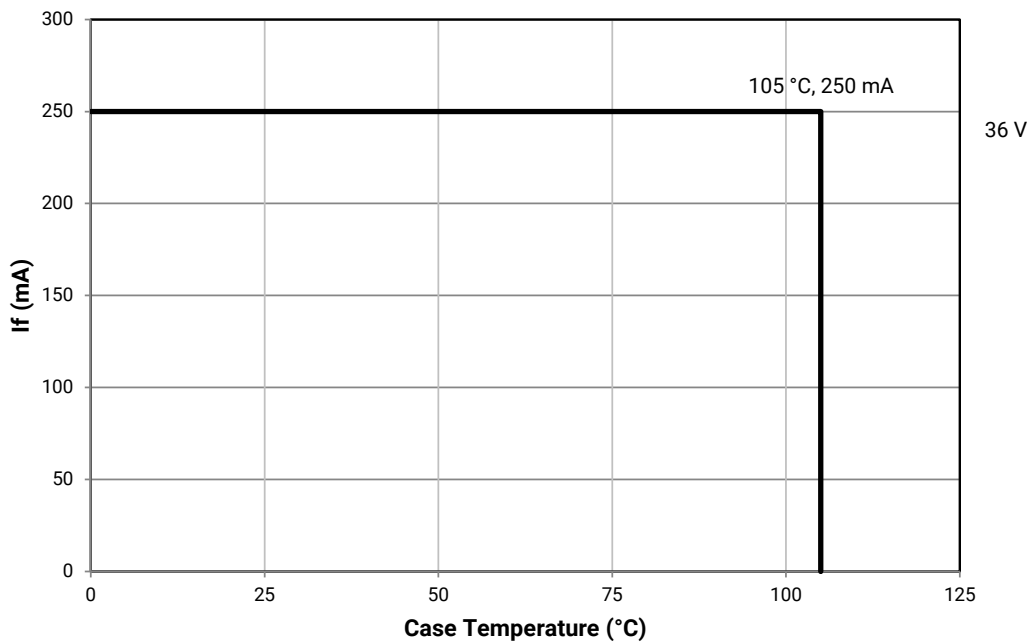
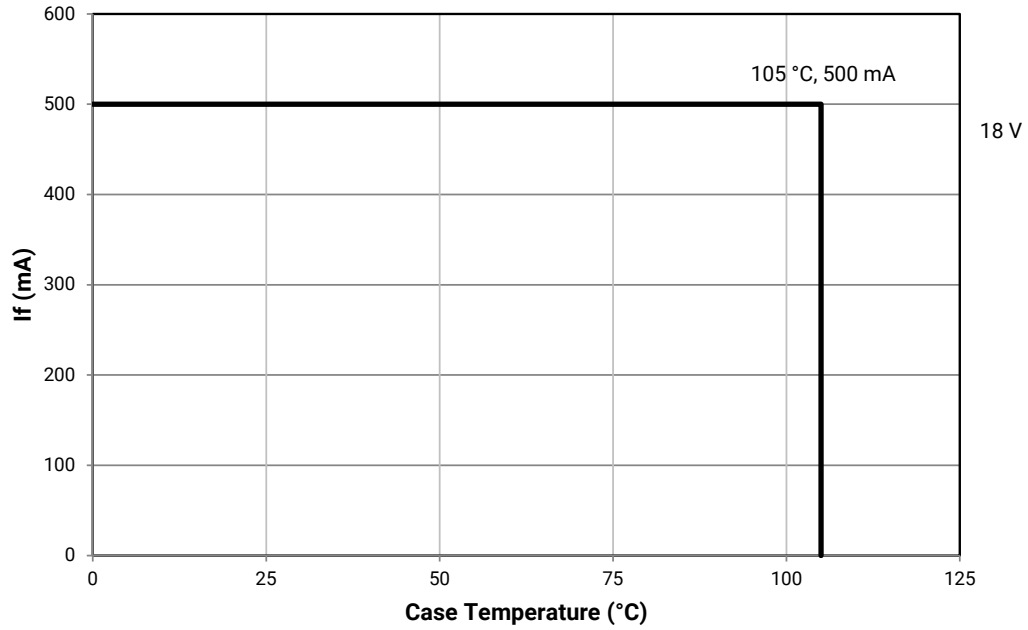
OPERATING LIMITS

The maximum current rating of the CXB1304 Pro9 LED depends on the case temperature (T_c) when the LED has reached thermal equilibrium under steady-state operation. The graphs shown below assume that the system design employs good thermal management (thermal interface material and heat sink) and may vary when poor thermal management is employed. Please refer to the Mechanical Dimensions section on page 20 for the location of the T_c measurement point.

Another important factor in good thermal management is the temperature of the Light Emitting Surface (LES). Cree LED recommends a maximum LES temperature of 135 °C to ensure optimal LED lifetime. Please refer to the Thermal Design section on page 21 for more information on LES temperature measurement.



OPERATING LIMITS - CONTINUED



FLUX CHARACTERISTICS, EASYWHITE® ORDER CODES AND BINS - 9 V ($I_F = 400 \text{ mA}$, $T_J = 85^\circ\text{C}$)

The following tables provide order codes for XLamp CXB1304 Pro9 LEDs. For a complete description of the order code nomenclature, please see the Bin and Order Code Formats section (page 20).

Nominal CCT	CRI*		Minimum Luminous Flux (lm)	Typical Luminous Flux (lm)	2-Step		3-Step	
	Min.	Typ			Group	Order Code	Group	Order Code
5000 K	90	92	489	543			50G	CXB1304-0000-00PC0U0A50G
4000 K	90	92	504	560	40H	CXB1304-0000-00PC0U0A40H	40G	CXB1304-0000-00PC0U0A40G
	95	98	454	504	40H	CXB1304-0000-00PC0Z0A40H		
3500 K	90	92	490	545	35H	CXB1304-0000-00PC0U0A35H	35G	CXB1304-0000-00PC0U0A35G
	95	98	441	490	35H	CXB1304-0000-00PC0Z0A35H		
3000 K	90	92	480	533	30H	CXB1304-0000-00PC0U0A30H	30G	CXB1304-0000-00PC0U0A30G
	95	98	422	469	30H	CXB1304-0000-00PC0Z0A30H		
2700 K	90	92	464	515	27H	CXB1304-0000-00PC0U0A27H	27G	CXB1304-0000-00PC0U0A27G
	95	98	395	441	27H	CXB1304-0000-00PC0Z0A27H		

FLUX CHARACTERISTICS, PREMIUM ORDER CODES AND BINS - 9 V ($I_F = 400 \text{ mA}$, $T_J = 85^\circ\text{C}$)

Specialty

Nominal CCT	CRI		Minimum Luminous Flux (lm)	Typical Luminous Flux (lm)	2-Step		3-Step			
	Min.	Typ			Group	Order Code	Group	Order Code	Group	Order Code
3100 K	90	92	480	533			31Q	CXB1304-0000-00PC0U0A31Q		
3000 K	90	92	466	517					30U	CXB1304-0000-00PC0U0A30U
	90	92	470	523			30Q	CXB1304-0000-00PC0U0A30Q		
	95	98	401	446	L7C	CXB1304-0000-00PC0Z0AL7C				

Notes

- Cree LED maintains a tolerance of $\pm 7\%$ on flux and power measurements, ± 0.005 on chromaticity (CC_x , CC_y) measurements and a tolerance of ± 2 on CRI measurements. See the Measurements section (page 23).
- * For 90 CRI minimum LEDs, CRI R9 typical is 60.

FLUX CHARACTERISTICS, EASYWHITE® ORDER CODES AND BINS - 18 V ($I_F = 200 \text{ mA}$, $T_J = 85^\circ \text{C}$)

The following tables provide order codes for XLamp CXB1304 Pro9 LEDs. For a complete description of the order code nomenclature, please see the Bin and Order Code Formats section (page 20).

Nominal CCT	CRI*		Minimum Luminous Flux (lm)	Typical Luminous Flux (lm)	2-Step		3-Step	
	Min.	Typ			Group	Order Code	Group	Order Code
5000 K	90	92	489	543			50G	CXB1304-0000-00PF0U0A50G
4000 K	90	92	504	560	40H	CXB1304-0000-00PF0U0A40H	40G	CXB1304-0000-00PF0U0A40G
	95	98	454	504	40H	CXB1304-0000-00PF0Z0A40H		
3500 K	90	92	490	545	35H	CXB1304-0000-00PF0U0A35H	35G	CXB1304-0000-00PF0U0A35G
	95	98	441	490	35H	CXB1304-0000-00PF0Z0A35H		
3000 K	90	92	480	533	30H	CXB1304-0000-00PF0U0A30H	30G	CXB1304-0000-00PF0U0A30G
	95	98	422	469	30H	CXB1304-0000-00PF0Z0A30H		
2700 K	90	92	464	515	27H	CXB1304-0000-00PF0U0A27H	27G	CXB1304-0000-00PF0U0A27G
	95	98	395	441	27H	CXB1304-0000-00PF0Z0A27H		

FLUX CHARACTERISTICS, PREMIUM ORDER CODES AND BINS - 18 V ($I_F = 200 \text{ mA}$, $T_J = 85^\circ \text{C}$)

Specialty

Nominal CCT	CRI		Minimum Luminous Flux (lm)	Typical Luminous Flux (lm)	2-Step		3-Step			
	Min.	Typ			Group	Order Code	Group	Order Code	Group	Order Code
3100 K	90	92	480	533			31Q	CXB1304-0000-00PF0U0A31Q		
3000 K	90	92	466	517					30U	CXB1304-0000-00PF0U0A30U
	90	92	470	523			30Q	CXB1304-0000-00PF0U0A30Q		
	95	98	401	446	L7C	CXB1304-0000-00PF0Z0AL7C				

Notes

- Cree LED maintains a tolerance of $\pm 7\%$ on flux and power measurements, ± 0.005 on chromaticity (CC_x , CC_y) measurements and a tolerance of ± 2 on CRI measurements. See the Measurements section (page 23).
- * For 90 CRI minimum LEDs, CRI R9 typical is 60.

FLUX CHARACTERISTICS, EASYWHITE® ORDER CODES AND BINS - 36 V ($I_F = 100 \text{ mA}$, $T_J = 85^\circ \text{C}$)

The following tables provide order codes for XLamp CXB1304 Pro9 LEDs. For a complete description of the order code nomenclature, please see the Bin and Order Code Formats section (page 20).

Nominal CCT	CRI*		Minimum Luminous Flux (lm)	Typical Luminous Flux (lm)	2-Step		3-Step	
	Min.	Typ			Group	Order Code	Group	Order Code
5000 K	90	92	489	543			50G	CXB1304-0000-00PN0U0A50G
4000 K	90	92	504	560	40H	CXB1304-0000-00PN0U0A40H	40G	CXB1304-0000-00PN0U0A40G
	95	98	454	504	40H	CXB1304-0000-00PN0Z0A40H		
3500 K	90	92	490	545	35H	CXB1304-0000-00PN0U0A35H	35G	CXB1304-0000-00PN0U0A35G
	95	98	441	490	35H	CXB1304-0000-00PN0Z0A35H		
3000 K	90	92	480	533	30H	CXB1304-0000-00PN0U0A30H	30G	CXB1304-0000-00PN0U0A30G
	95	98	422	469	30H	CXB1304-0000-00PN0Z0A30H		
2700 K	90	92	464	515	27H	CXB1304-0000-00PN0U0A27H	27G	CXB1304-0000-00PN0U0A27G
	95	98	395	441	27H	CXB1304-0000-00PN0Z0A27H		

FLUX CHARACTERISTICS, PREMIUM ORDER CODES AND BINS - 36 V ($I_F = 100 \text{ mA}$, $T_J = 85^\circ \text{C}$)

Specialty

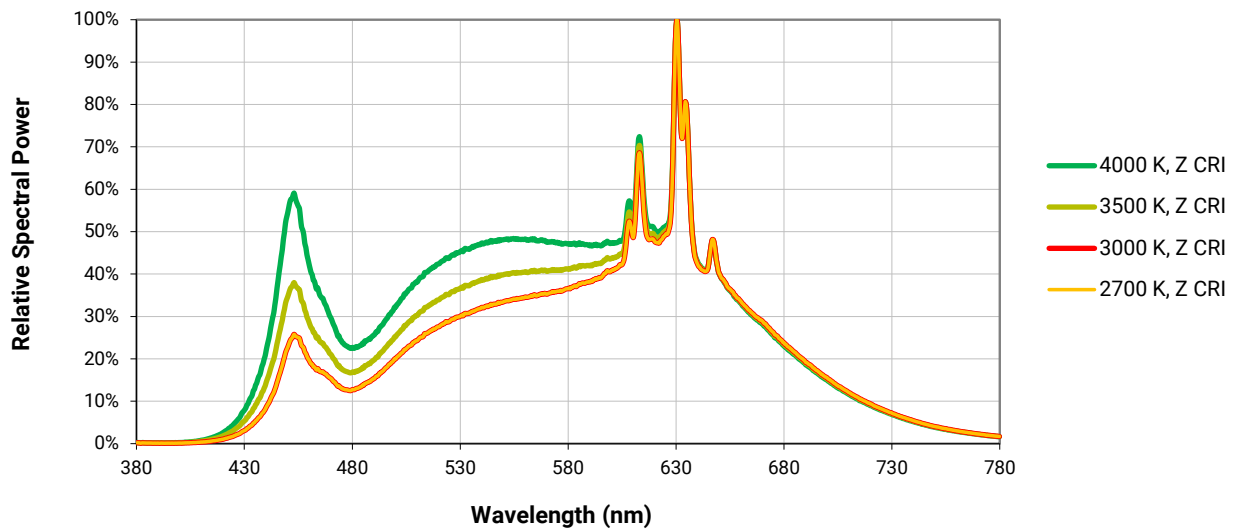
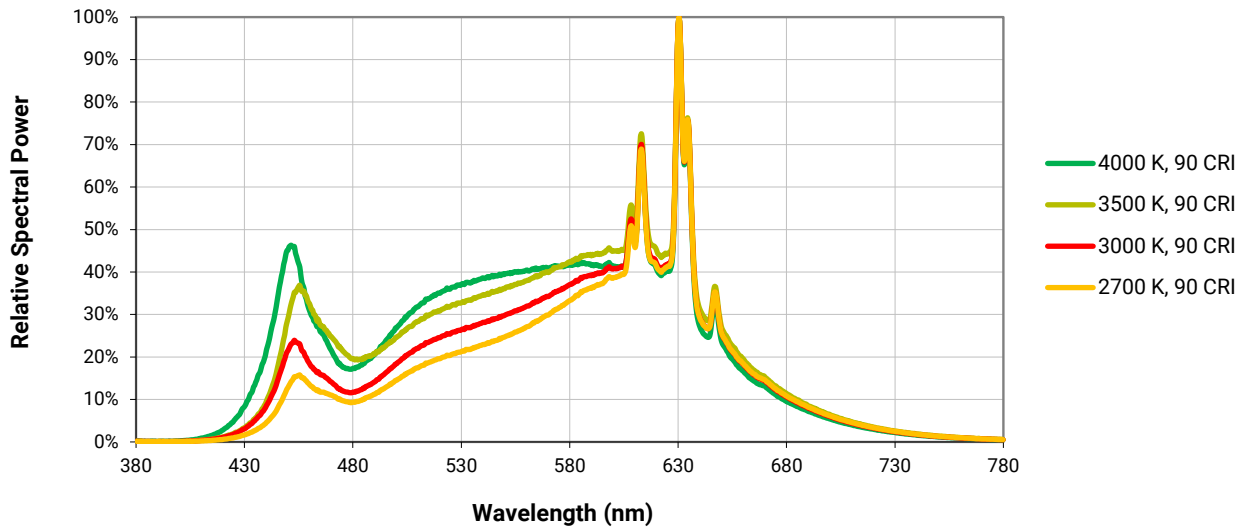
Nominal CCT	CRI		Minimum Luminous Flux (lm)	Typical Luminous Flux (lm)	2-Step		3-Step			
	Min.	Typ			Group	Order Code	Group	Order Code	Group	Order Code
3100 K	90	92	480	533			31Q	CXB1304-0000-00PN0U0A31Q		
3000 K	90	92	466	517					30U	CXB1304-0000-00PN0U0A30U
	90	92	470	523			30Q	CXB1304-0000-00PN0U0A30Q		
	95	98	401	446	L7C	CXB1304-0000-00PN0Z0AL7C				

Notes

- Cree LED maintains a tolerance of $\pm 7\%$ on flux and power measurements, ± 0.005 on chromaticity (CC_x , CC_y) measurements and a tolerance of ± 2 on CRI measurements. See the Measurements section (page 23).
- * For 90 CRI minimum LEDs, CRI R9 typical is 60.

RELATIVE SPECTRAL POWER DISTRIBUTION, EASYWHITE® LEDs

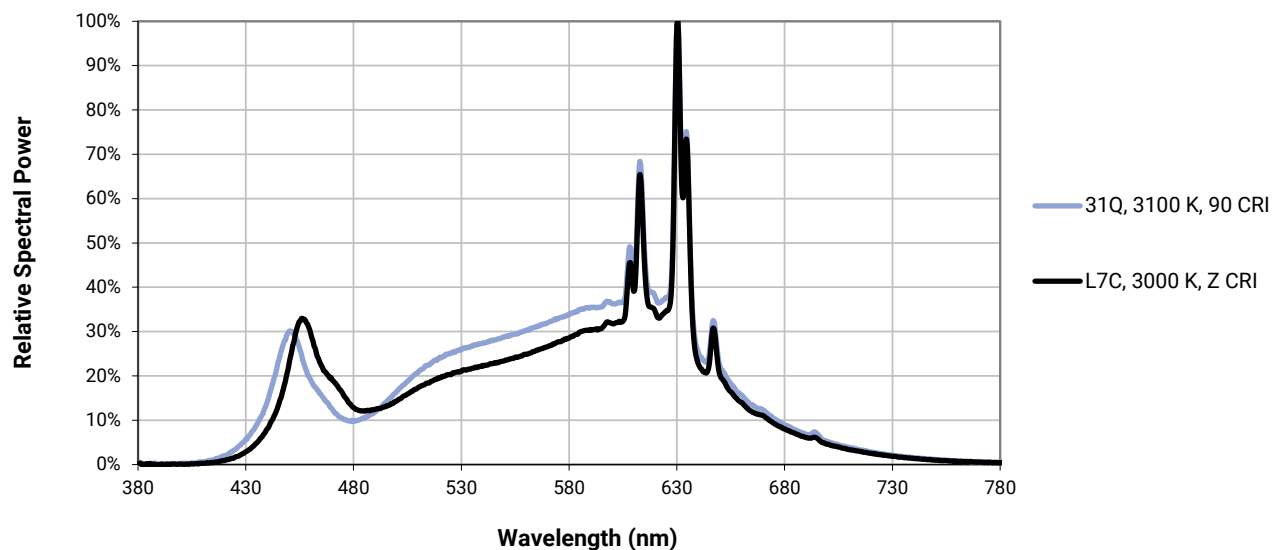
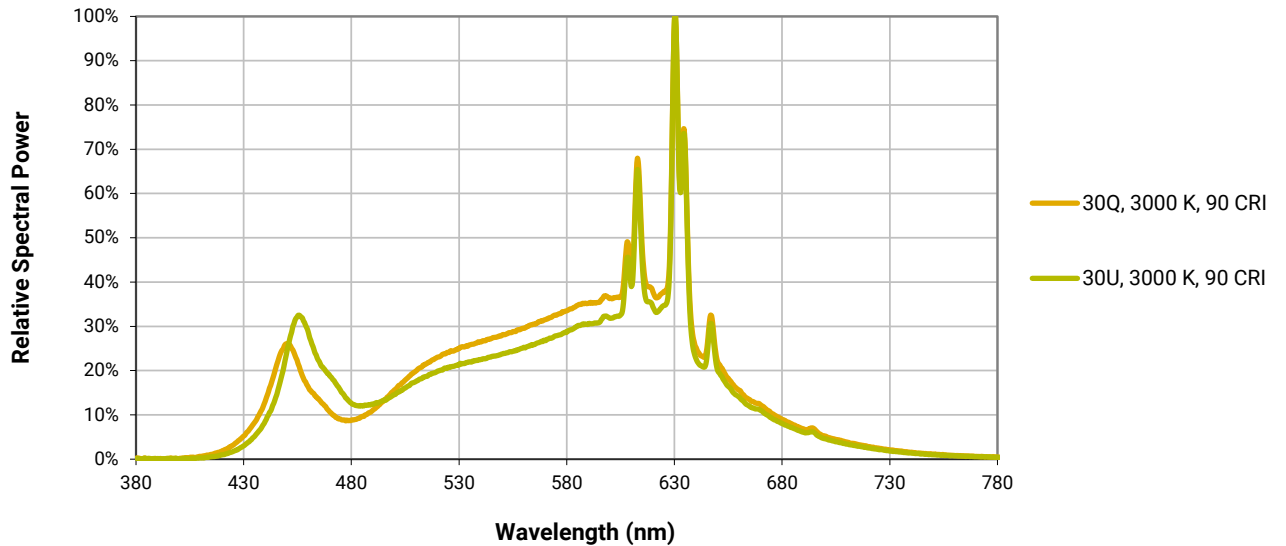
The following graphs are the result of a series of pulsed measurements at 400 mA for the 9-V CXB1304 Pro9 LED, 200 mA for the 18-V CXB1304 Pro9 LED and 100 mA for the 36-V CXB1304 Pro9 LED and $T_j = 85^\circ\text{C}$.



RELATIVE SPECTRAL POWER DISTRIBUTION, PREMIUM COLOR LEDS

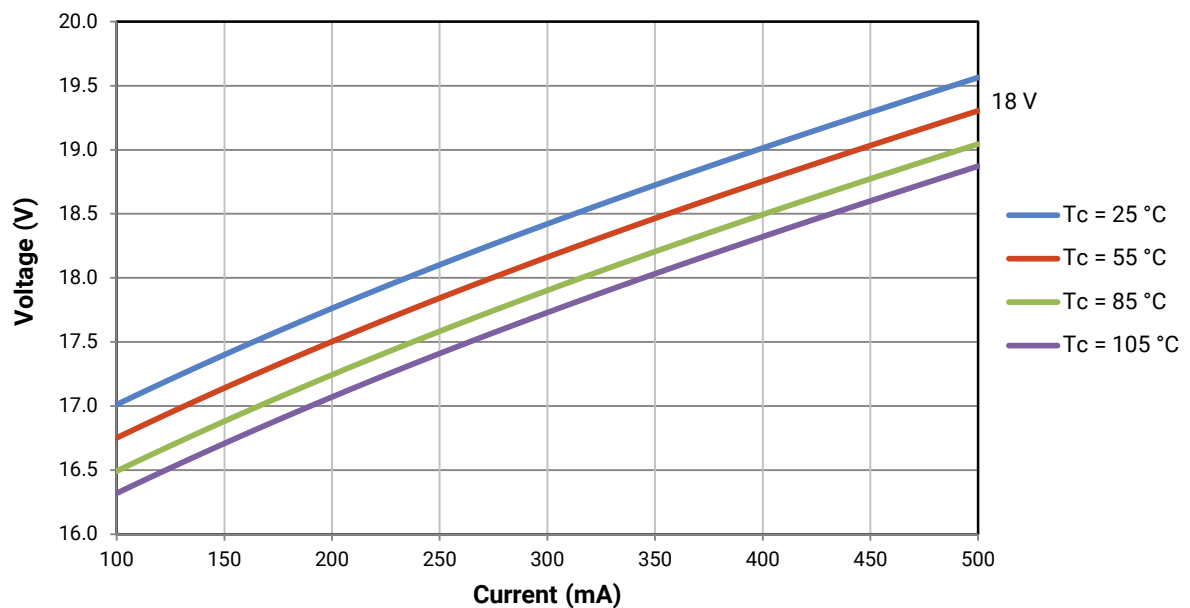
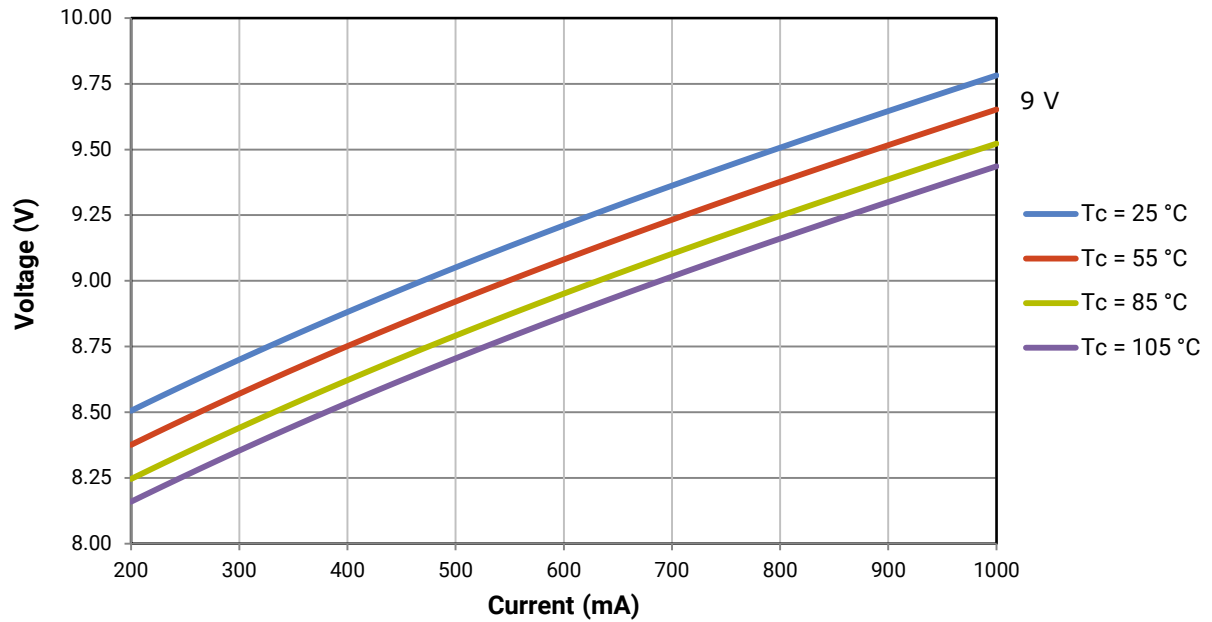
The following graphs are the result of a series of pulsed measurements at 400 mA for the 9-V CXB1304 Pro9 LED, 200 mA for the 18-V CXB1304 Pro9 LED and 100 mA for the 36-V CXB1304 Pro9 LED and $T_j = 85^\circ\text{C}$

Specialty

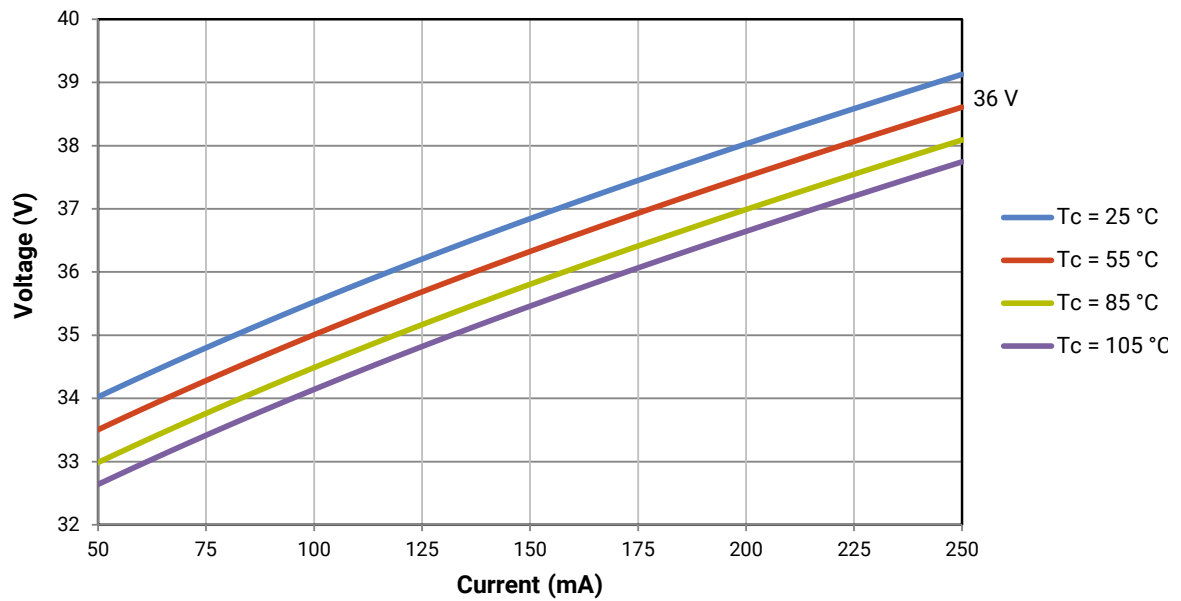


ELECTRICAL CHARACTERISTICS

The following graphs are the result of a series of steady-state measurements.



ELECTRICAL CHARACTERISTICS - CONTINUED

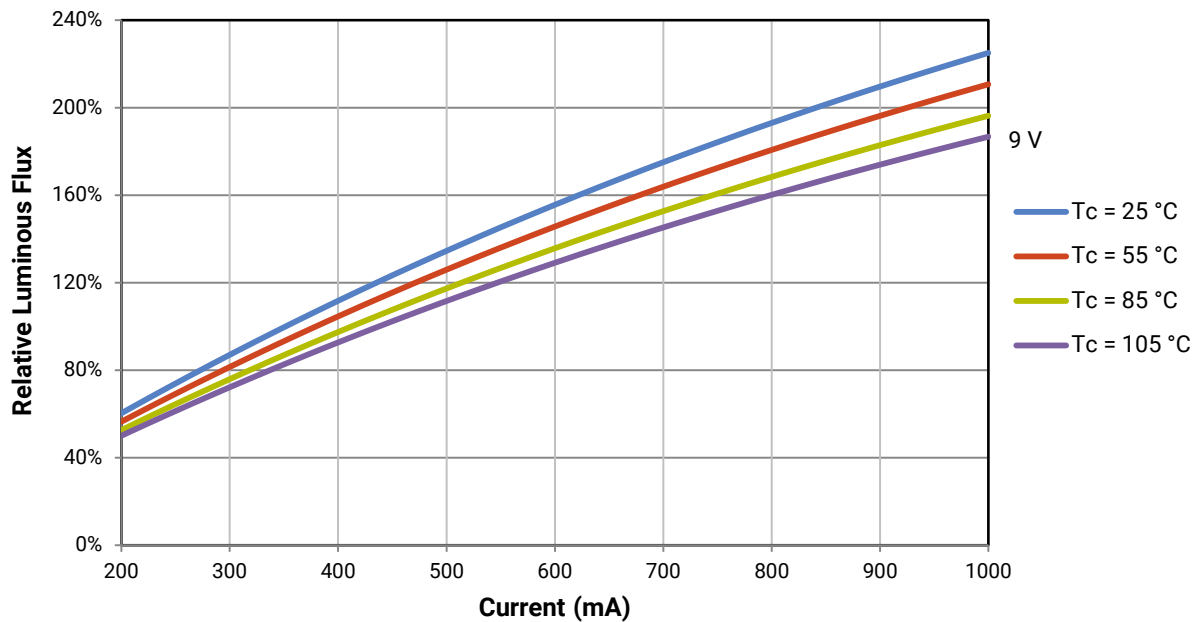


RELATIVE LUMINOUS FLUX

The relative luminous flux values provided below are the ratio of:

- Measurements of the CXB1304 Pro9 LED at steady-state operation at the given conditions, divided by
- Flux measured during binning, which is a pulsed measurement at 400 mA at $T_j = 85^\circ\text{C}$ for the 9-V CXB1304 Pro9 LED.

Using the 9-V CXB1304 Pro9 LED as an example, at steady-state operation of $T_c = 55^\circ\text{C}$, $I_f = 300\text{ mA}$, the relative luminous flux ratio is 80% in the chart below. A 9-V CXB1304 Pro9 LED that measures 504 lm during binning will deliver 403 lm (504×0.8) at steady-state operation of $T_c = 55^\circ\text{C}$, $I_f = 300\text{ mA}$.

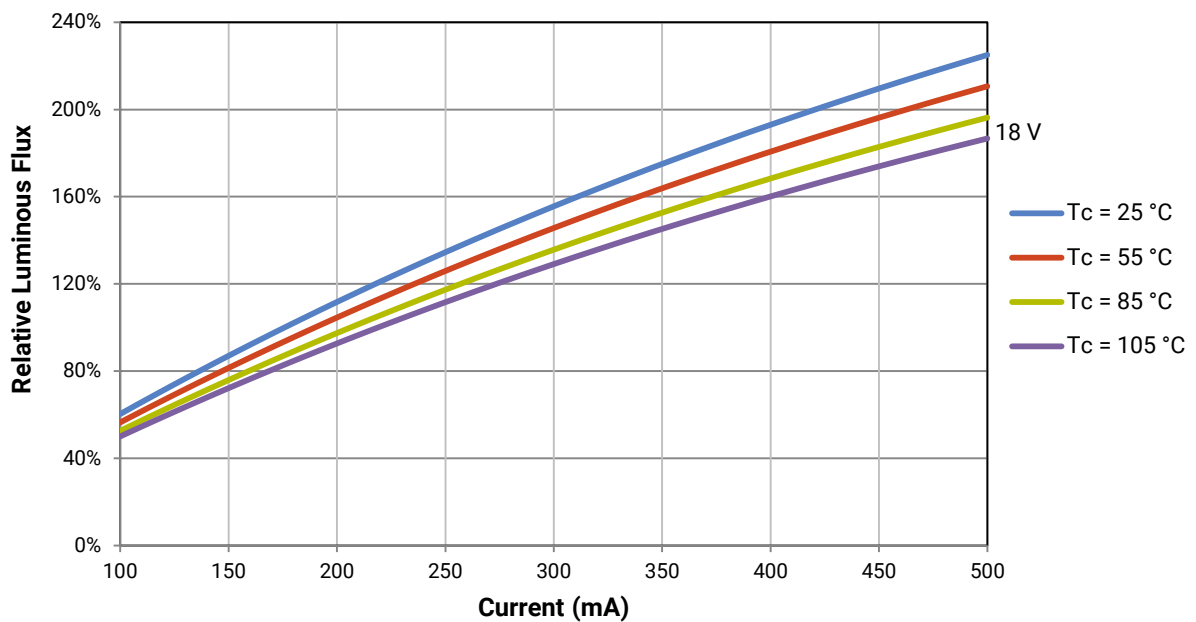


RELATIVE LUMINOUS FLUX - CONTINUED

The relative luminous flux values provided below are the ratio of:

- Measurements of the CXB1304 Pro9 LED at steady-state operation at the given conditions, divided by
- Flux measured during binning, which is a pulsed measurement at 200 mA at $T_j = 85^\circ\text{C}$ for the 18-V CXB1304 Pro9 LED.

Using the 18-V CXB1304 Pro9 LED as an example, at steady-state operation of $T_c = 55^\circ\text{C}$, $I_f = 150\text{ mA}$, the relative luminous flux ratio is 80% in the chart below. An 18-V CXB1304 Pro9 LED that measures 504 lm during binning will deliver 403 lm (504×0.8) at steady-state operation of $T_c = 55^\circ\text{C}$, $I_f = 150\text{ mA}$.

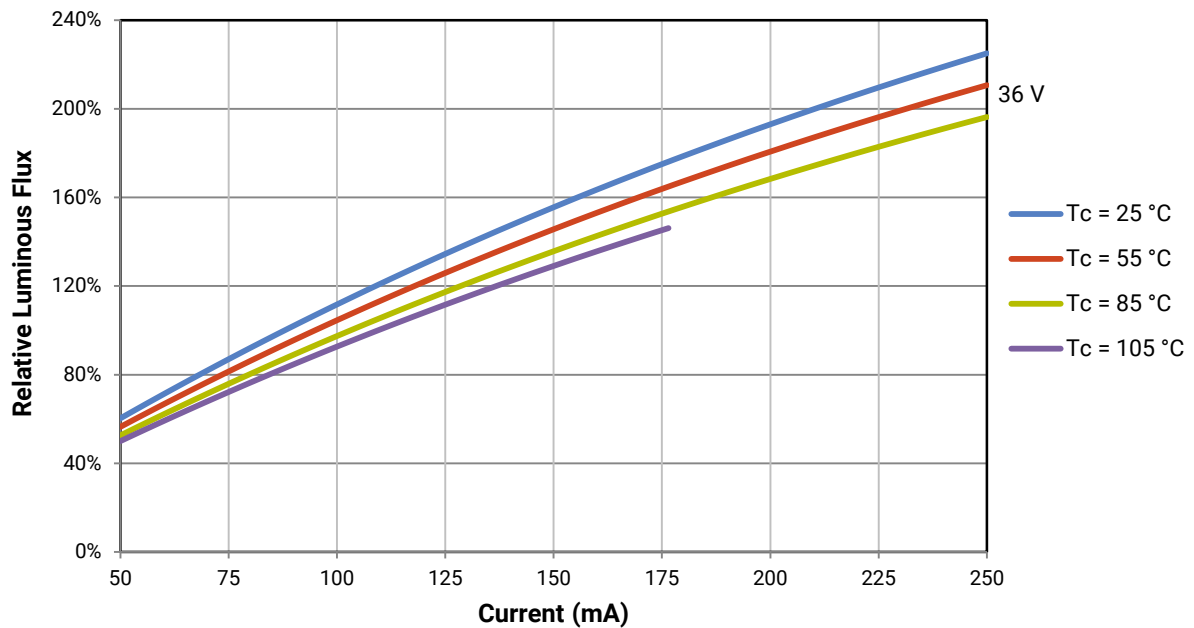


RELATIVE LUMINOUS FLUX - CONTINUED

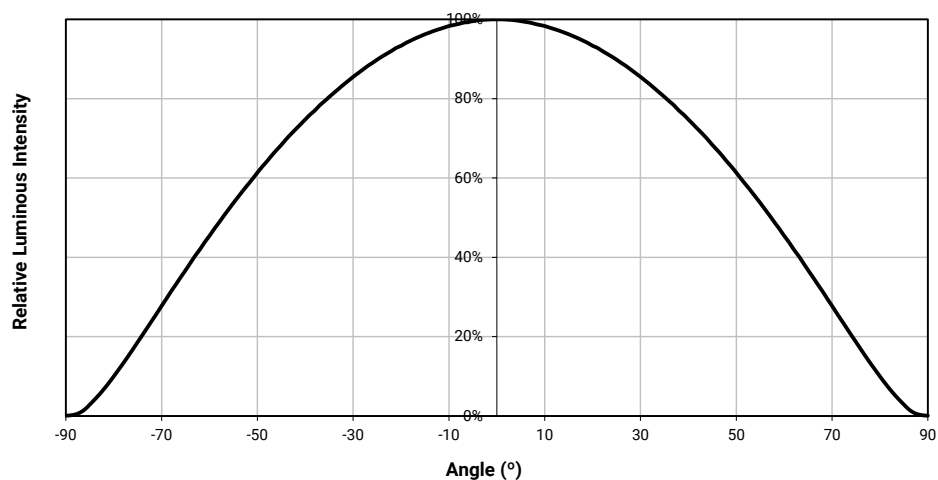
The relative luminous flux values provided below are the ratio of:

- Measurements of the CXB1304 Pro9 LED at steady-state operation at the given conditions, divided by
- Flux measured during binning, which is a pulsed measurement at 100 mA at $T_j = 85^\circ\text{C}$ for the 36-V CXB1304 Pro9 LED.

Using the 36-V CXB1304 Pro9 LED as an example, at steady-state operation of $T_c = 55^\circ\text{C}$, $I_f = 75\text{ mA}$, the relative luminous flux ratio is 80% in the chart below. A 36-V CXB1304 Pro9 LED that measures 504 lm during binning will deliver 403 lm (504×0.8) at steady-state operation of $T_c = 55^\circ\text{C}$, $I_f = 75\text{ mA}$.



TYPICAL SPATIAL DISTRIBUTION



EASYWHITE® PERFORMANCE GROUPS - CHROMATICITY ($T_j = 85^\circ\text{C}$)

XLamp CMB1304 LEDs are tested for chromaticity and placed into one of the regions defined by the following bounding coordinates.

EasyWhite Color Temperatures – 2-Step			
Code	CCT	x	y
40H	4000 K	0.3777	0.3739
		0.3797	0.3816
		0.3861	0.3855
		0.3838	0.3777
35H	3500 K	0.4022	0.3858
		0.4053	0.3942
		0.4125	0.3977
		0.4091	0.3891
30H	3000 K	0.4287	0.3975
		0.4328	0.4064
		0.4390	0.4086
		0.4347	0.3996
27H	2700 K	0.4524	0.4048
		0.4574	0.4140
		0.4633	0.4154
		0.4581	0.4062

EasyWhite Color Temperatures – 3-Step Ellipse						
Bin Code	CCT	Center Point		Major Axis	Minor Axis	Rotation Angle (°)
		x	y	a	b	
50G	5000 K	0.3447	0.3553	0.00840	0.00312	65.0
40G	4000 K	0.3818	0.3797	0.00939	0.00402	53.7
35G	3500 K	0.4073	0.3917	0.00927	0.00414	54.0
30G	3000 K	0.4338	0.4030	0.00834	0.00408	53.2
27G	2700 K	0.4577	0.4099	0.00834	0.00420	48.5

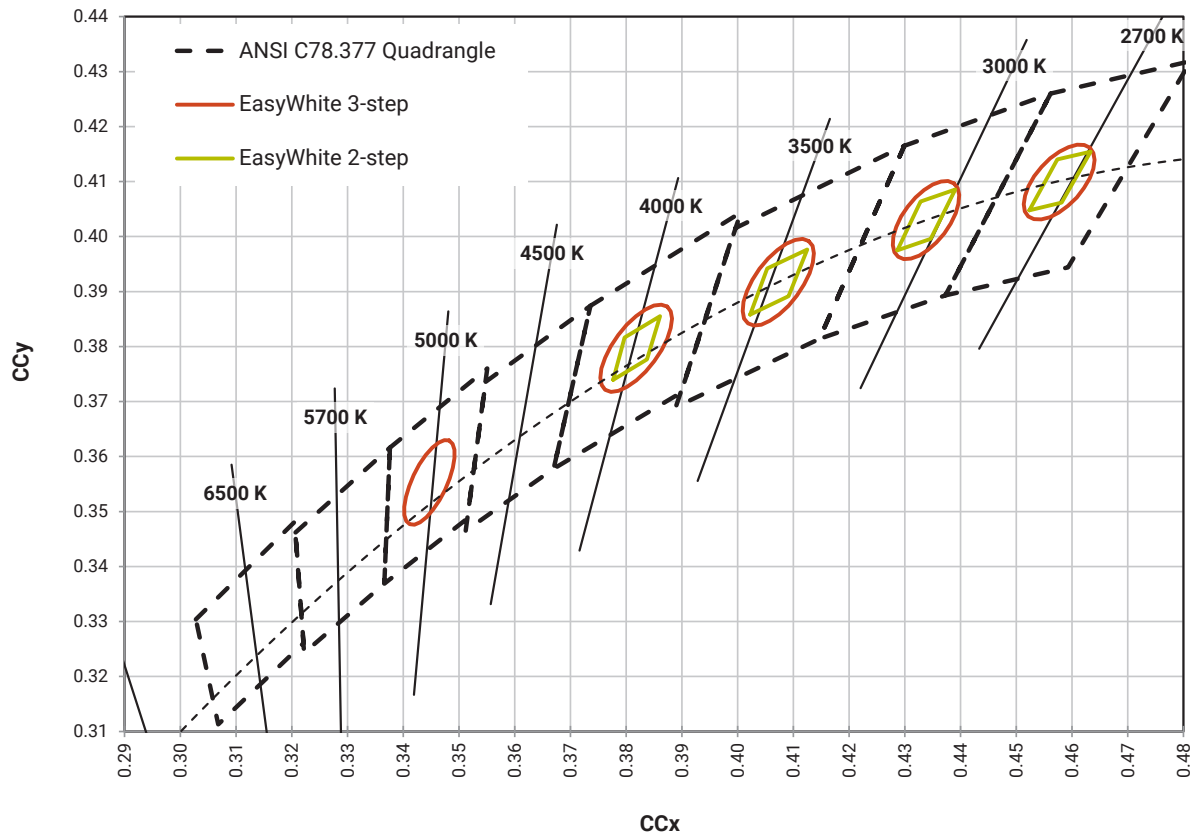
PREMIUM COLOR PERFORMANCE GROUPS - CHROMATICITY ($T_j = 85\text{ }^{\circ}\text{C}$)

XLamp CXB1304 Pro9 LEDs are tested for chromaticity and placed into one of the regions defined by the following bounding coordinates.

Specialty

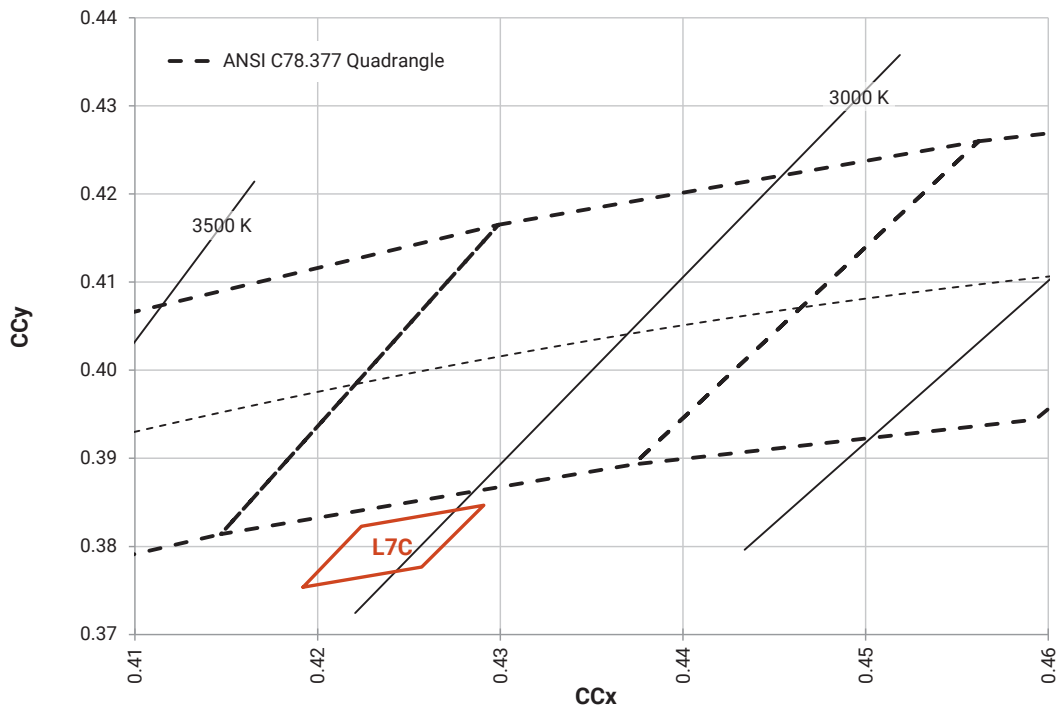
EasyWhite Color Temperatures – 2-Step			
Code	CCT	x	y
L7C	3000 K	0.4192	0.3754
		0.4224	0.3823
		0.4291	0.3847
		0.4257	0.3777

EasyWhite Color Temperatures – 3-Step Ellipse						
Bin Code	CCT	Center Point		Major Axis	Minor Axis	Rotation Angle (°)
		x	y	a	b	
31Q	3100 K	0.4236	0.3888	0.00848	0.00455	50.3
30Q	3000 K	0.4305	0.3935	0.00834	0.00408	53.2
30U	3000 K	0.4274	0.3837	0.00834	0.00408	53.2

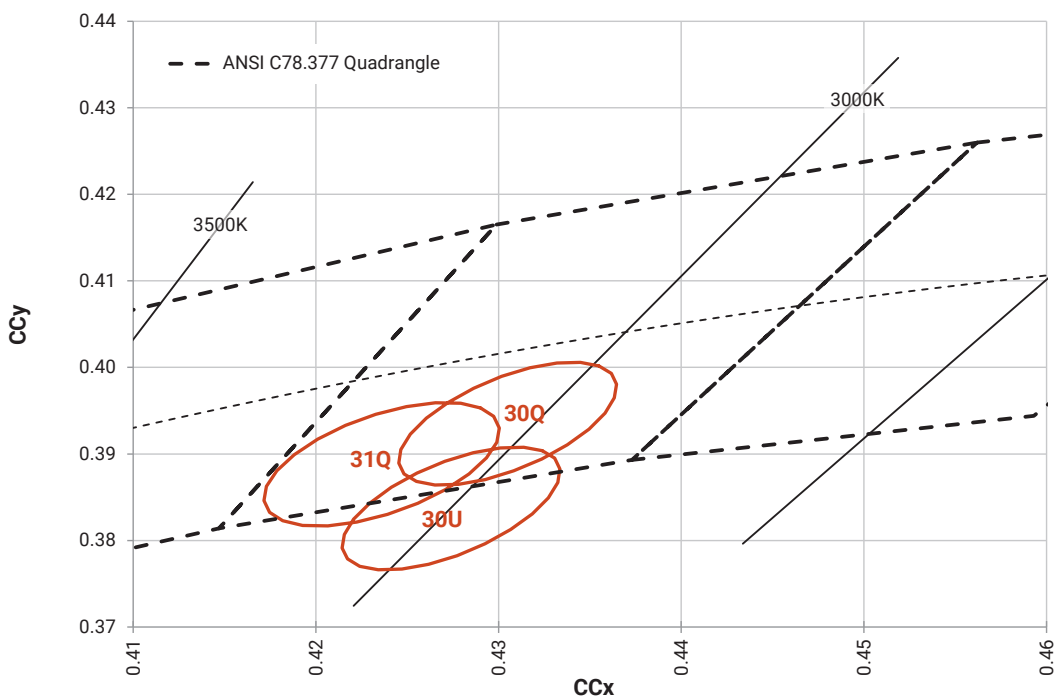
EASYWHITE® BINS PLOTTED ON THE 1931 CIE COLOR SPACE ($T_J = 85\text{ }^\circ\text{C}$)

PREMIUM COLOR BINS PLOTTED ON THE 1931 CIE COLOR SPACE ($T_J = 85^\circ\text{C}$)

Specialty (2-step)

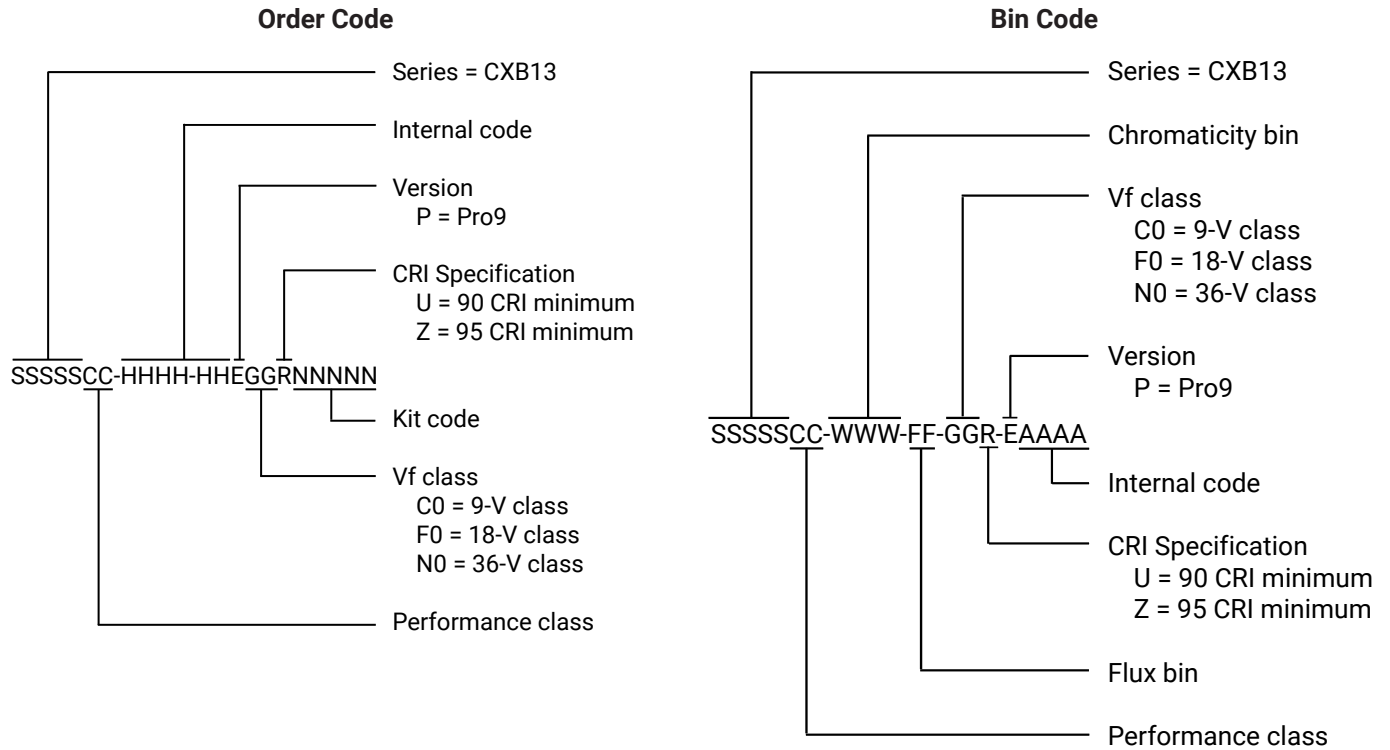


Specialty (3-step)



BIN AND ORDER CODE FORMATS

Bin codes and order codes are configured as follows:



MECHANICAL DIMENSIONS

Dimensions are in mm.

Tolerances unless otherwise

specified: ± 0.13

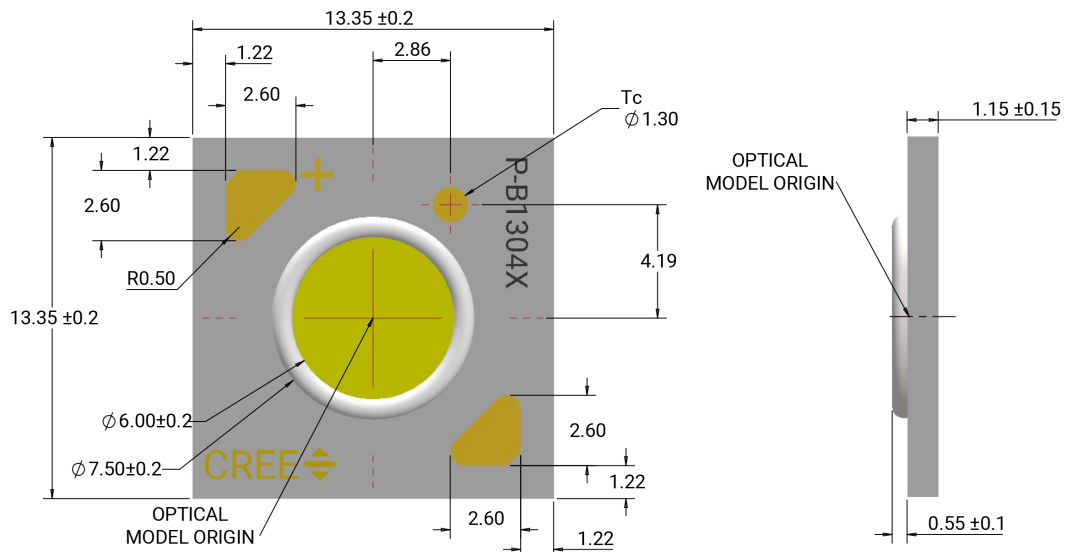
$\alpha^\circ \pm 1^\circ$

Meaning of P-B1304X

P-B1304C = 9-V CXB1304 Pro9

P-B1304F = 18-V CXB1304 Pro9

P-B1304N = 36-V CXB1304 Pro9



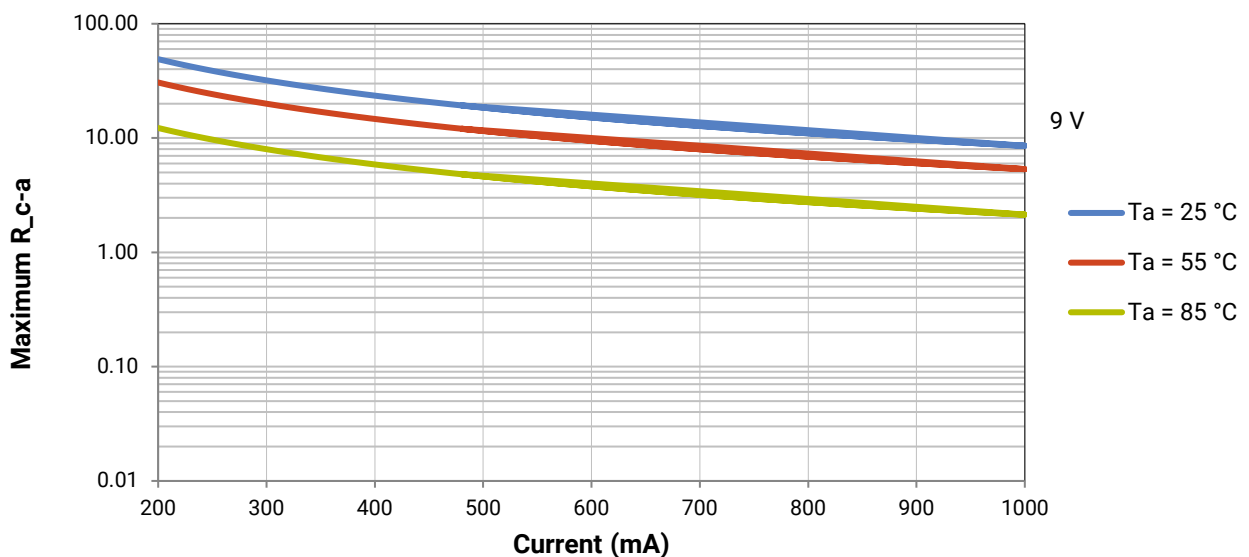
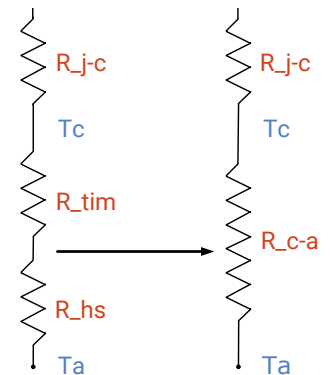
THERMAL DESIGN

The CXB family of LED arrays can include over a hundred different LED die inside one package, and thus over a hundred different junction temperatures (T_j). Cree LED has intentionally removed junction-temperature-based operating limits and replaced the commonplace maximum T_j calculations with maximum ratings based on forward current (I_f) and case temperature (T_c). No additional calculations are required to ensure that the CXB LED is being operated within its designed limits. LES temperature measurement provides additional verification of good thermal design. Please refer to page 3 for the Operating Limit specifications.

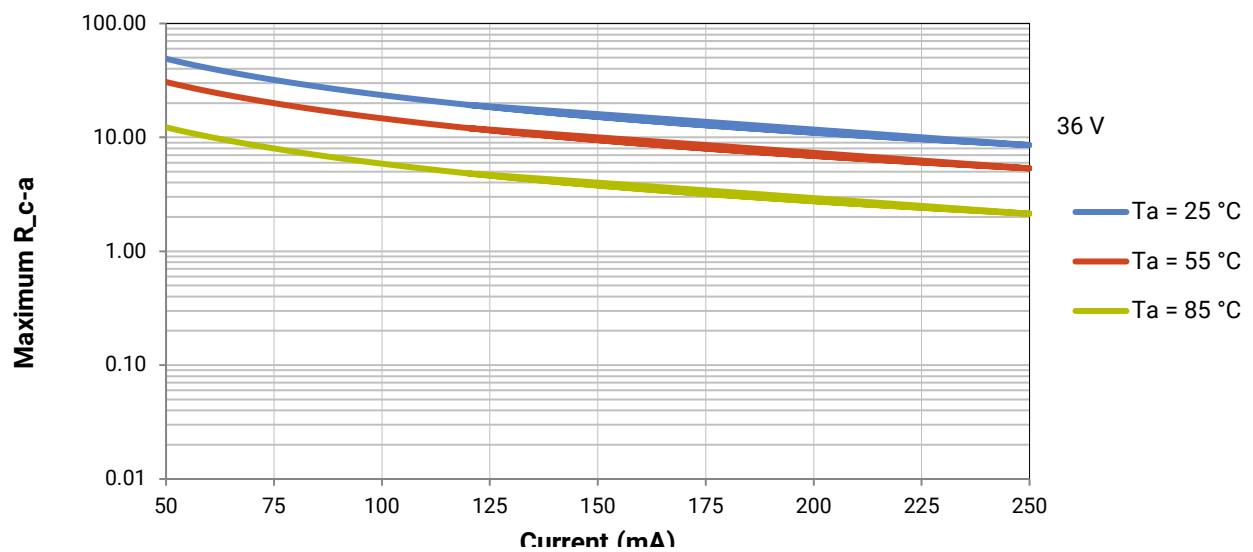
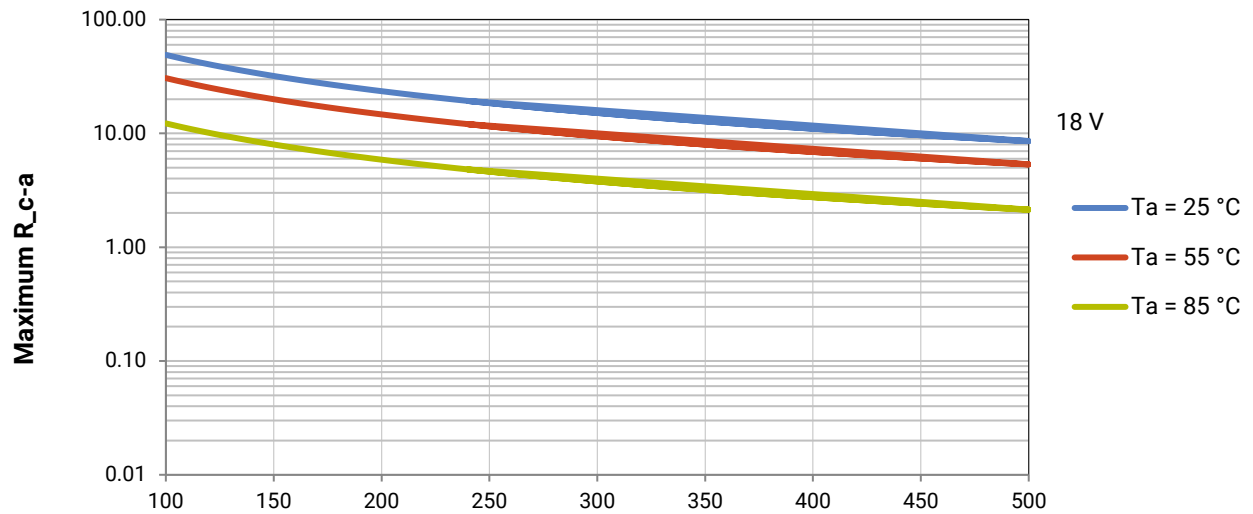
There is no need to calculate for T_j inside the package, as the thermal management design process, specifically from T_{sp} to ambient (T_a), remains identical to any other LED component. For more information on thermal management of XLamp LEDs, please refer to the [Thermal Management application note](#). For CXB soldering recommendations and more information on thermal interface materials (TIM), LES temperature measurement, and connection methods, please refer to the [XLamp CX Family LEDs soldering and handling document](#). The [CX Family LED Design Guide](#) provides basic information on the requirements to use XLamp CXB LEDs successfully in luminaire designs.

To keep the CXB1304 Pro9 LED at or below the maximum rated T_c , the case to ambient temperature thermal resistance (R_{c-a}) must be at or below the maximum R_{c-a} value shown on the following graphs, depending on the operating environment. The y-axis in each graph is a base 10 logarithmic scale.

As the figure at right shows, the R_{c-a} value is the sum of the thermal resistance of the TIM (R_{tim}) plus the thermal resistance of the heat sink (R_{hs}).



THERMAL DESIGN - CONTINUED



NOTES

LED Use

Use of this LED in information displays utilizing LCD Backlights and other emissive pixel display technology is prohibited ("Use Restrictions").

Measurements

The luminous flux, radiant power, chromaticity, forward voltage and CRI measurements in this document are binning specifications only and solely represent product measurements as of the date of shipment. These measurements will change over time based on a number of factors that are not within Cree LED's control and are not intended or provided as operational specifications for the products. Calculated values are provided for informational purposes only and are not intended or provided as specifications.

Pre-Release Qualification Testing

Please read the [LED Reliability Overview](#) for details of the qualification process Cree LED applies to ensure long-term reliability for XLamp LEDs and details of Cree LED's pre-release qualification testing for XLamp LEDs.

Lumen Maintenance

Cree LED now uses standardized IES LM-80-08 and TM-21-11 methods for collecting long-term data and extrapolating LED lumen maintenance. For information on the specific LM-80 data sets available for this LED, refer to the public [LM-80 results document](#).

Please read the [Long-Term Lumen Maintenance application note](#) for more details on Cree LED's lumen maintenance testing and forecasting. Please read the [Thermal Management application note](#) for details on how thermal design, ambient temperature, and drive current affect the LED junction temperature.

RoHS Compliance

The levels of RoHS restricted materials in this product are below the maximum concentration values (also referred to as the threshold limits) permitted for such substances, or are used in an exempted application, in accordance with EU Directive 2011/65/EC (RoHS2), as implemented January 2, 2013. RoHS Declarations for this product can be obtained from your Cree LED representative or from the [Product Ecology](#) section of the Cree LED website.

REACH Compliance

REACH substances of very high concern (SVHCs) information is available for this product. Since the European Chemical Agency (ECHA) has published notice of their intent to frequently revise the SVHC listing for the foreseeable future, please contact a Cree LED representative to insure you get the most up-to-date REACH Declaration. REACH banned substance information (REACH Article 67) is also available upon request.

UL® Recognized Component

This product meets the requirements to be considered a UL Recognized Component with Level 4 enclosure consideration. The LED package or a portion thereof has been investigated as a fire and electrical enclosure per ANSI/UL 8750.

NOTES - CONTINUED

Vision Advisory

WARNING: Do not look at an exposed lamp in operation. Eye injury can result. For more information about LEDs and eye safety, please refer to the [LED Eye Safety application note](#).


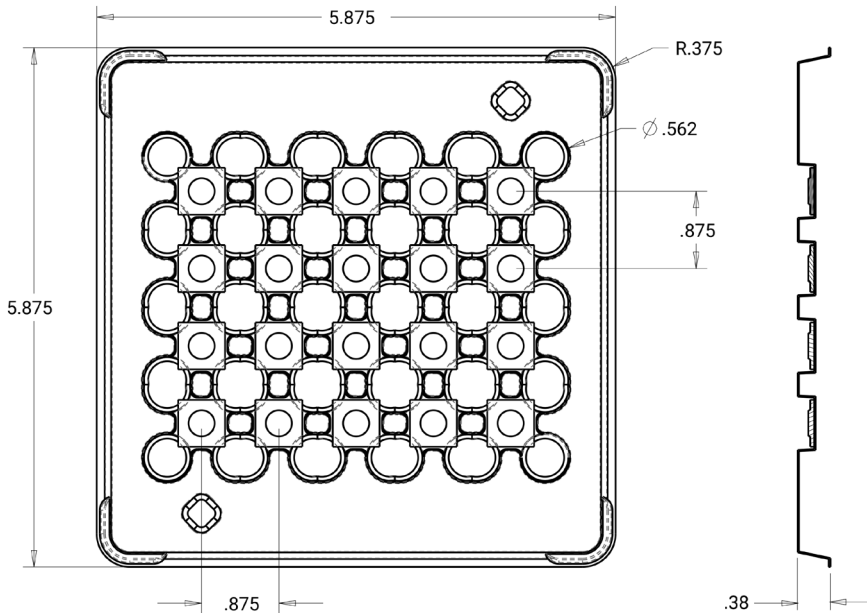
PACKAGING

CXB1304 Pro9 LEDs are packaged in trays of 20. Five trays are sealed in an anti-static bag and placed inside a carton, for a total of 100 LEDs per carton. Each carton contains 100 LEDs from the same performance bin.

Dimensions are in inches.

Tolerances: $\pm .13$

$x^{\circ} \pm 1^{\circ}$



PATENT LABEL IS LOCATED
ON UNDERSIDE OF CARTON



LABEL WITH CREE BIN
CODE, QUANTITY, LOT #

BAG

LABEL WITH CREE BIN
CODE, QUANTITY, LOT #