

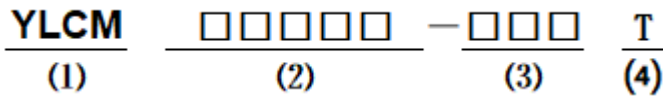
**■ Features**

- SMD construction, and low profile.
- High Impedance and Excellent Frequency Characteristic.
- Self Electromagnetic Shielding.
- Low Magnetic Flux Leakage.
- Operating temperature: -40°C to +125°C (Including self-temperature rise)

**■ Applications**

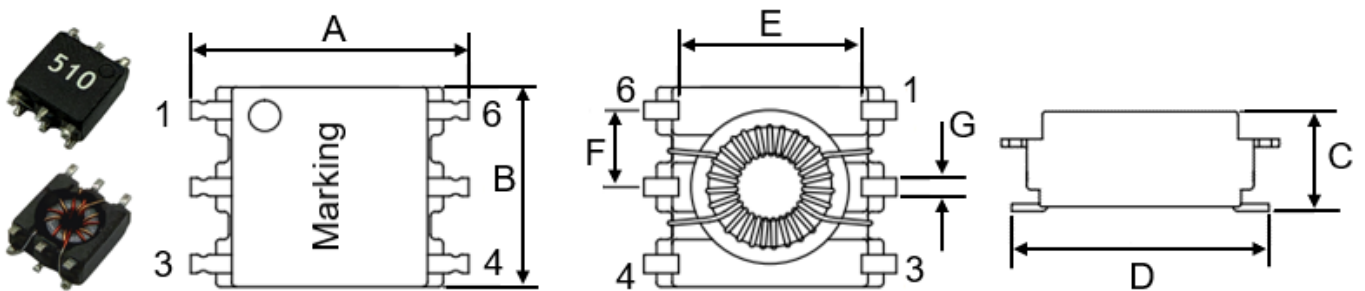
- LED Light, TV game, Monitor, etc.
- EMI common-mode noise.

**■ Product Identification**



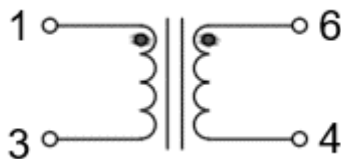
- (1) : Type
- (2) : Dimensions
- (3) : Inductance Value
- (4) : Taping

**■ Shapes and Dimensions (Unit: mm)**



TYPE	A Max.	B Max.	C Max.	D	E	F	G Typ.
YLCM0903B	9.0	7.0	3.5	8.0±0.3	6.0±0.5	2.5±0.3	0.6

**■ Schematic**



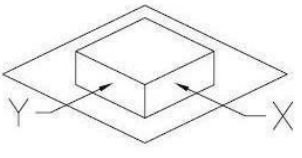
**■ Electrical Characteristic**

Part Number	Inductance 1-3=6-4(μH) @100KHz/0.1V	DCR 1-3=6-4 (mΩ)Max.	Current Rating 1-3=6-4 (A) Max.	Hi-Pot 1,3-6,4 (Vac) 2mA/5S	Leakage Inductance (μH) Max.
YLCM0903B-510T	51 Min.	84	0.5	300	-

**■ Material List**

NO.	ITEM	DESCRIPTION
1	CORE	FERRITE
2	CASE	WH9100+C5191(PIN)
3	WIRE	P180 Grd1
4	SOLDER	107H
5	VARNISH	962E
6	INK	WIHTE

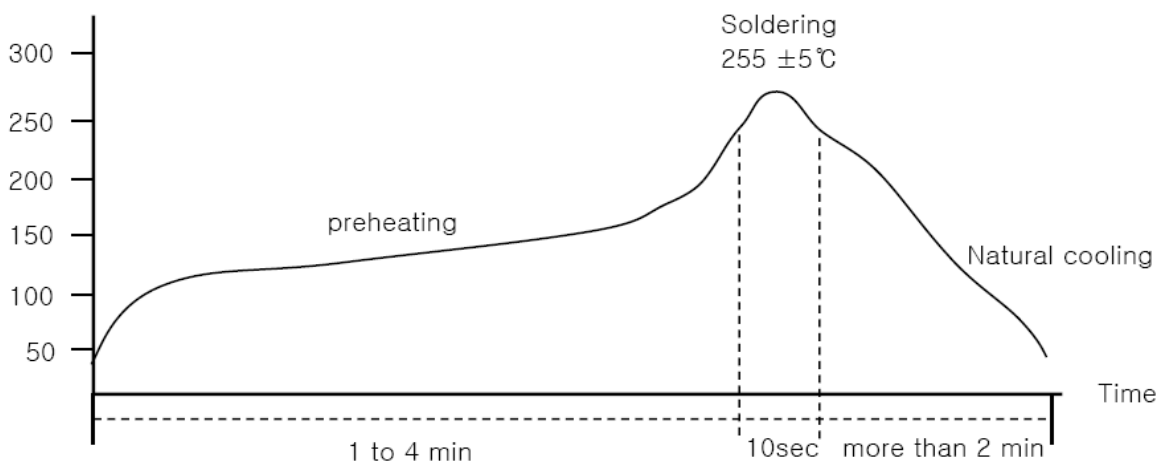
**Reliability Testing**

Operating Temperature	- 40 to + 125 °C ( Contain Heating coil )
Appearance Inspection	No external defects by visual inspection
Terminal Strength 	After soldering , between copper plaet and terminals of coils , push in two directions of X , Y with standing 10N(1.02kg) for10+/-2 Sec. Terminal should not peel off. ( Refer to figure at right )
Heat endurance of reflow soldering	Refer to figure
Insulating resistance	Over 10 MΩ at 50V D.C . between wire and core .
Dielectric Strength	Apply at 0.5KV 3mA for 1 minute between wire and core .
Temperature characteristics	Inductance coefficient ( 0~2,000 ) × 10 / °C ( -40 ~ + 125 °C )
Humidity characteristics	Inductance deviation within ± 10% , after 96 hours in 90~95% relative humidity at 40 ± 2 °C and 1 hours drying under normal condition .
A test is made under the above mentioned condition , and it is kept for 2 hours in the normal	

**Recommended soldering temp.Graph**

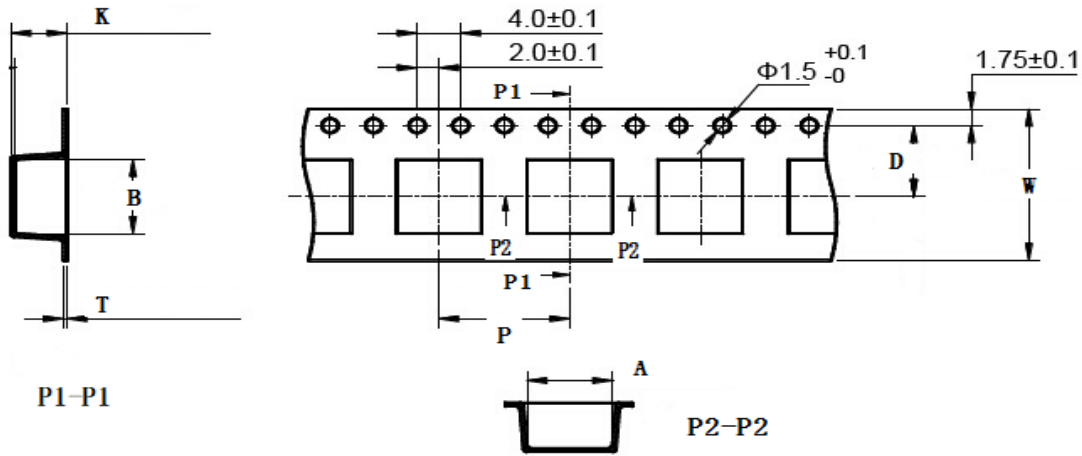
IR Reflow profile

Temperature °C



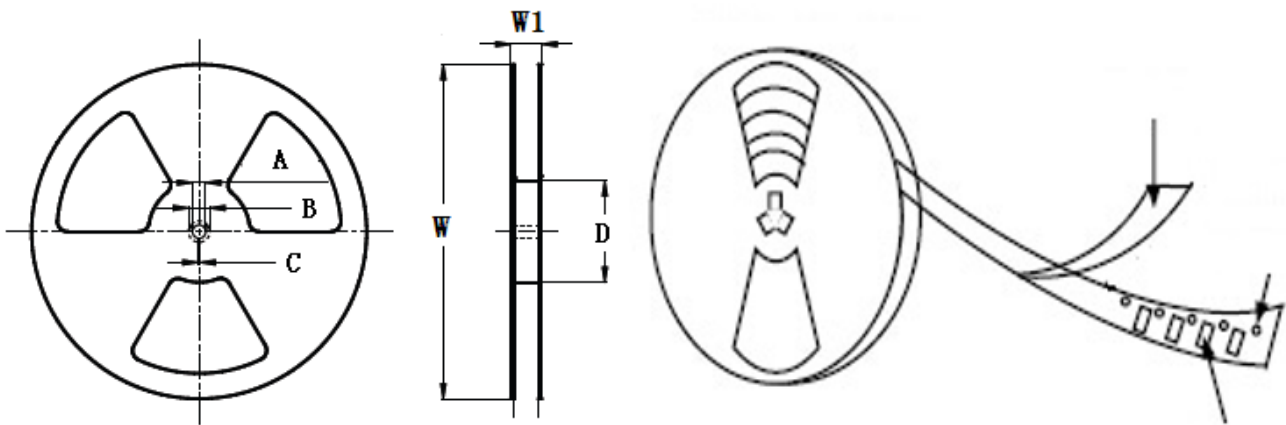
Temperature and humidity. After that,no mechanical and electrical defect should be found.

**■ Taping Dimensions(Unit:mm)**



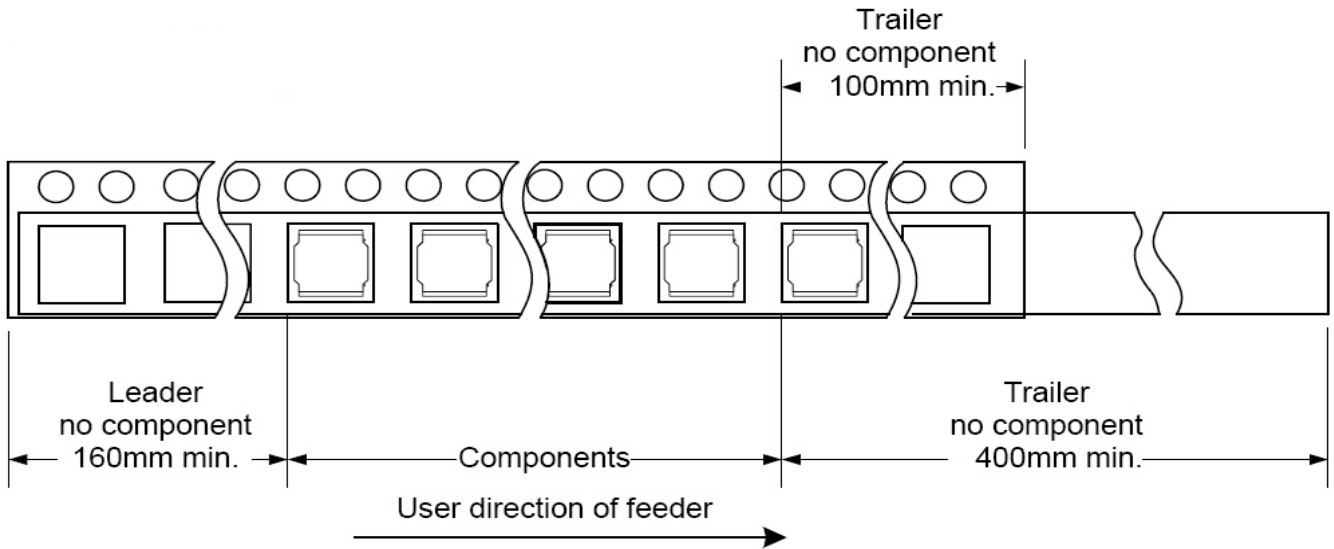
TYPE	W	A	B	D	P	K	T	MPQ
YLCM0903B	16.0±0.3	10.2±0.1	8.2±0.1	11.5±0.1	12.0±0.1	8.2±0.1	0.40±0.05	1500

**■ Reel Dimensions(Unit:mm)**

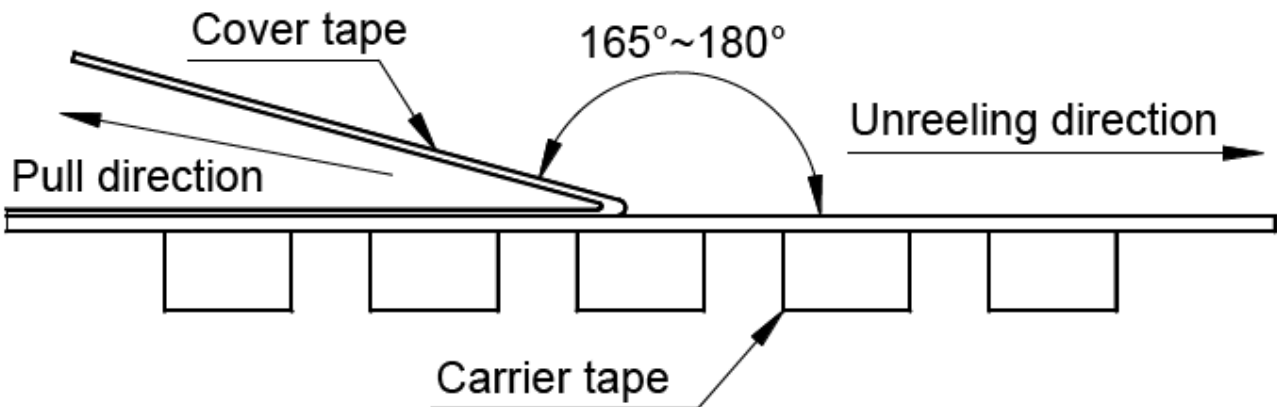


TYPE	W	W1	A	B	C	D
YLCM0903B	330±2.0	16.5±1.5	13.0±0.50	21.0±0.80	2.0±0.50	100

**Direction of rolling**



**Cover tape peel off condition**



Cover tape peel force shall be 0.1N to 1.3N.

Reference peel speed 300±10mm/min.