

PRODUCT NUMBER

5 4 2 0 2 - X X X X X - X X X LF

LEAD FREE OPTION NOTE 9 & 10

POLARIZATION
NOTE 6

PACKAGING TYPE, NOTE 5

POSITIONS PER ROW
02 TO 20

NOTES:

- ① HOUSING MAT'L: HIGH TEMPERATURE THERMOPLASTIC.
FLAME RETARDANT PER UL 94V-0
COLOR: BLACK
OR
MINERAL FILLED LCP FLAME RETARDENT
PER UL-94V-0. COLOR: BLACK.

THESE PART NUMBERS WILL WITHSTAND EXPOSURE
TO 260 C PEAK TEMPERATURE FOR 20 SECONDS IN
WAVE SOLDER, INFRA-RED OR VAPOR PHASE SOLDER PROCESS.

- ② PIN MATERIAL: PHOSPHOR-BRONZE
- ③ TO DETERMINE DIMENSIONS:
N = NUMBER OF POSITIONS ROW.
EXAMPLE: 10 POS., N X 2.54= 25.4
- ④ 2LBS/0.9KG MIN. PIN RETENTION IN EITHER DIRECTION.
- ⑤ PACKAGING: NONE =POLY BAGS WITHOUT PICKUP CAP.
T =TUBES (OMIT DASH IF NOT POLARIZED).
P =TUBES WITH PICKUP CAPS.
A =TAPE AND REEL WITH PICKUP CAPS.
C =CUSTOMIZED TAPE AND REEL WITH PICKUP CAPS.
D =TAPE AND REEL WITHOUT PICKUP CAPS.
S =SPECIAL REQUEST OF TAPE AND REEL WITH PICKUP CAPS.
M =TAPE AND REEL WITH PICKUP CAPS FOR SPECIAL CUSTOMER.
N =TAPE AND REEL WITH PICKUP CAPS (CHANGE PITCH OF TAPE AND REEL).
IF THE PRODUCT IS TRANSPORT BY SEA, THE P/N WILL HAVE A SPECIAL SUFFIX "W"
WHICH IS IN FRONT OF "LF".
- ⑥ FOR POLARIZATION, SPECIFY POSITION NUMBER
(i.e. A03=ROW A POS. 3) TO OMIT PIN.
OMIT FROM PRODUCT NUMBER IF THIS FEATURE IS NOT APPLICABLE.
PRODUCT MANAGEMENT APPROVAL REQUIRED PRIOR TO RELEASE
OR SALE OF POLARIZED PRODUCTS.
7. UNDERPLATING: 50μ"/1.2μm Ni.
8. PIN TIPS ON Sn PLATED PRODUCT MAY HAVE BARE METAL ON TWO SIDES,
BOTH ENDS.
- ⑨ PART NUMBERS WITH "LF" SUFFIX AT THE END ARE LEAD FREE.
- ⑩ THESE PRODUCTS MEETS EUROPEAN UNION DIRECTIVES AND OTHER
COUNTRY REGULATION AS DESCRIBED IN GS-22-008.
- ⑪ "THIS PRODUCT HAS 100% PURE TIN PLATING IN THE INTERFACE AND
HAS NOT BEEN TESTED FOR WHISKER GROWTH IN ALL INTERCONNECT
ENVIRONMENTS."
12. THE HOUSING WILL WITHSTAND EXPOSURE TO 260°C PEAK TEMPERATURE
FOR 20 SECONDS IN A CONVECTION, INFRA-RED OR VAPOR PHASE REFLOW
OVEN. SEE APPLICATION NOTES/PROCEDURES IF THEY ARE AVAILABLE.
- ⑬ MAY BE EITHER GOLD OR GXT PLATED AT MANUFACTURER'S OPTION.

PLATING

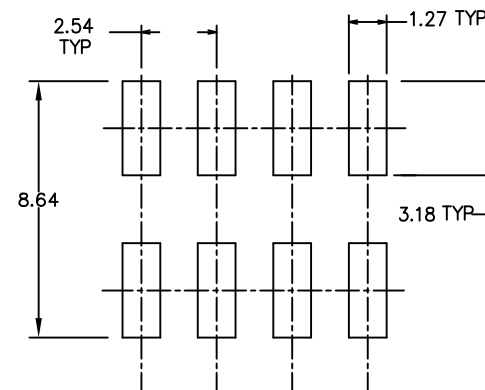
S=15μ"[0.38μm]
ON CONTACT AREA
100μ"[2.5μm]TIN
ON TAIL(NOTE 13)

G=30μ"[0.76μm]
ON CONTACT AREA
100μ"[2.5μm]TIN
ON TAIL(NOTE 13)

T=100μ"[2.5μm]TIN
ON CONTACT AREA
AND ON TAIL(SEE NOTE 11)

F=2μ"[0.05μm]GOLD
ON CONTACT AREA
AND ON TAIL

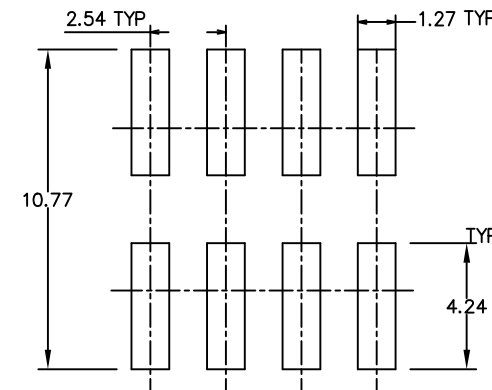
LEAD STYLE	POST	TAIL OVERALL WIDTH	PCB LAYOUT
06	4.50	7.37 ^{+0.38} _{-0.43}	FIGURE 1
08 30	5.84 8.08	7.37 ^{+0.38} _{-0.43}	FIGURE 1
60	14.60	9.50 ^{+0.38} _{-0.43}	FIGURE 2



SCALE 4:1

RECOMMENDED PAD LAYOUT

FIGURE 1



SCALE 4:1

RECOMMENDED PAD LAYOUT

FIGURE 2

mat'l. code NOTES 2 & 3				surface ISO 1302	tolerance ISO 406 ISO 1101	projection ISO 1006	product family BERGSTIK			
ltr	ecn no	dr	date	tolerances unless otherwise specified			title			
AA	ELX-N-21232	MZ	2015-06-25	angles	linear	MM	.100 UNSHROUDED HDR			
AB	ELX-N-22858	MZ	2015-12-22				DUAL ROW VERT. SMT.			
AC	ELX-N-35783	MZ	2020-01-03	0±2°		scale 1:1				
AD	ELX-N-52315	MZ	2024-07-23	dr	D.INGRAM	1999-05-17	dwg no			
AE	ELX-N-52988	MZ	2024-09-25	enr	H.SUNDAY	1999-07-21	sheet 1 of 3			
				chr	H.SUNDAY	1999-07-21	54202			
				appd	H.SUNDAY	1999-07-21	A3			
sheet	revision	AE	AE	AE	AE		type Product Customer Drawing			
index	sheet	1	2	3	4					

D

1

2

3

4

5

6

TAPE AND REEL PACKAGING

SIZE	LEAD STYLE 08 POST (0.230 [5.84])	LEAD STYLE 30 POST (0.318 [8.08])
2X2	YES	YES
2X3	YES	
2X4	YES	YES
2X5	YES	
2X6	YES	
2X7	YES	YES
2X8	YES	
2X9	YES	
2X10	YES	
2X11	YES	
2X12	YES	YES
2X13	YES	
2X14	YES	
2X15	YES	
2X16	YES	YES
2X17	YES	
2X18	YES	
2X19	YES	
2X20	YES	

Cross Reference

CORE RANGE	EXTENDED RANGE
54202-X08XXLF	95278-X01-XXLF
54202-X30XXLF	95278-X02-XXLF

TAPE AND REEL PACKAGING

UN-REELING DIRECTION OF FEED

16.00

4.00

24.00

CUSTOMIZED CARRIER TAPE
FOR 2x2,2x3,2x4,2x5 SIZE.
(SEE NOTE 5)

mat'l. code NOTES 2 & 3				surface ISO 1302		tolerance ISO 406 ISO 1101		projection MM		product family BERGSTIK																									
ltr				ecn no				dr				date				tolerances unless otherwise specified				title															
AE																.X±0.3				.100 UNSHROUDED HDR															
																.XX±0.13				DUAL ROW VERT. SMT.															
																.XXX±0.051				scale 1:1															
																dr				D.INGRAM				1999-05-17											
																enr				H.SUNDAY				1999-07-21											
																chr				H.SUNDAY				1999-07-21											
																appd				H.SUNDAY				1999-07-21											
sheet				revision																				dwg no				sheet 3 of 4				size			
index				sheet																				54202				A3							
																								type				Product Customer				Drawing			

Amphenol FCI

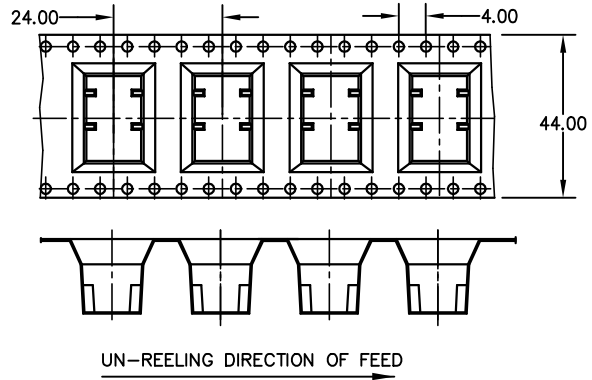
© 2016 AFCI

form: A3-2016-02-24

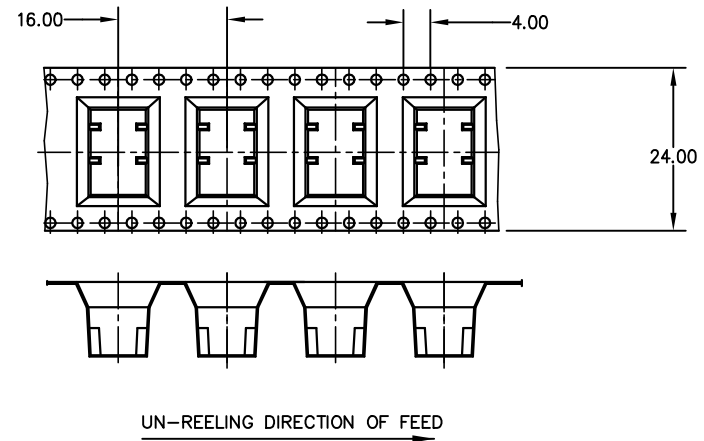
PDS: See :AE

STATUS:Released

Printed: Sep 30, 2024



54202-****SLF
SPECIAL REQUEST CARRIER TAPE
FOR 2x5 SIZE(SEE NOTES 5)



54202-****MLF
TAPE AND REEL WITH PICK UP
CAP FOR SPECIAL CUSTOMER
FOR 2x5 SIZE(SEE NOTES 5)

mat'l. code NOTES 2 & 3				surface ISO 1302	tolerance ISO 406 ISO 1101	projection 	product family BERGSTIK			
ltr	ecn no	dr	date	tolerances unless otherwise specified		 MM	title .100 UNSHROUDED HDR DUAL ROW VERT. SMT.			
AE				angles	linear					
				0±2°						
				dr	D.INGRAM	1999-05-17	dwg no 54202			
				enr	H.SUNDAY	1999-07-21				
				chr	H.SUNDAY	1999-07-21				
				appd	H.SUNDAY	1999-07-21	type Product Customer Drawing			
sheet index	revision sheet									