

B5819WS

DATASHEET

Specification Revision History:

Version	Date	Description
V1.0	2021/07	New
V1.1	2023/09	Modify Ordering Information
V1.2	2024/02	Modify Ordering Information
V1.3	2025/05	Add application precautions and overall typesetting.

Features

- ※ Low Forward Voltage Schottky Rectifier.
- ※ High Frequency Inverters.

The appearance of the product



SOD-323



Equivalent Circuit

Ordering Information

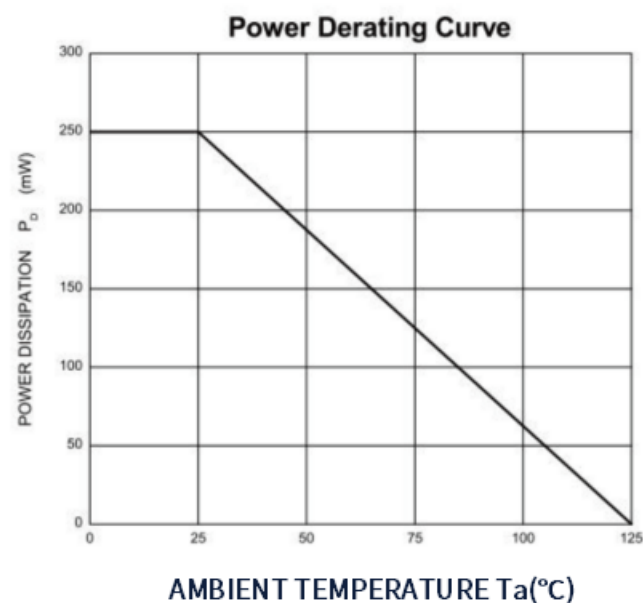
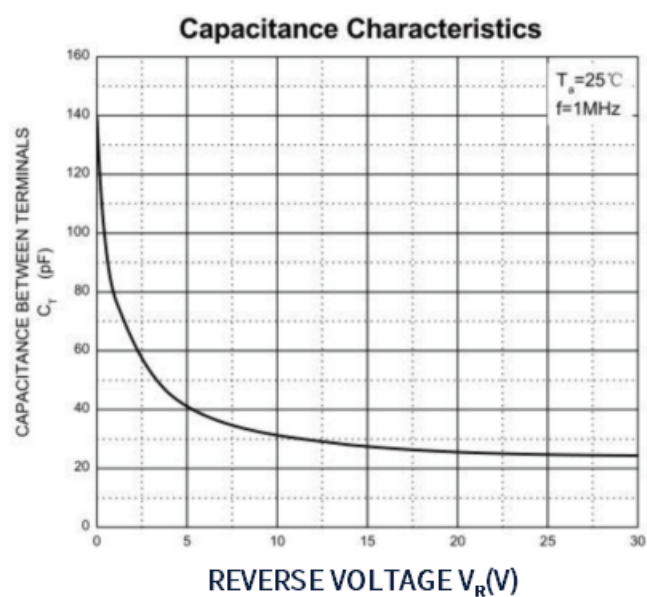
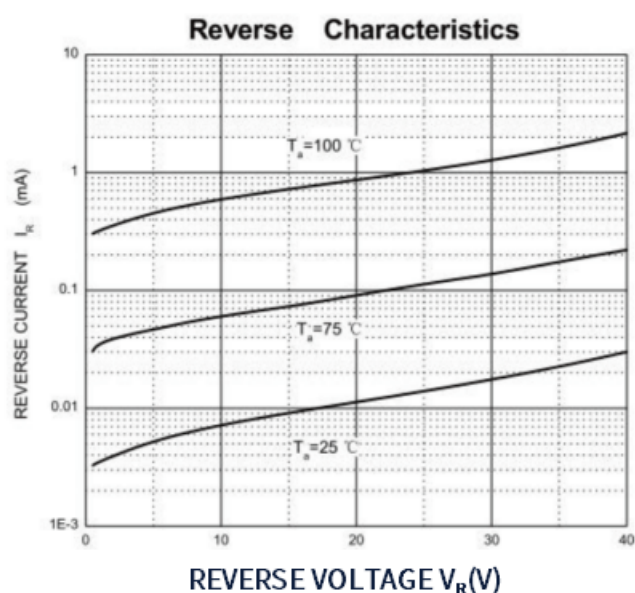
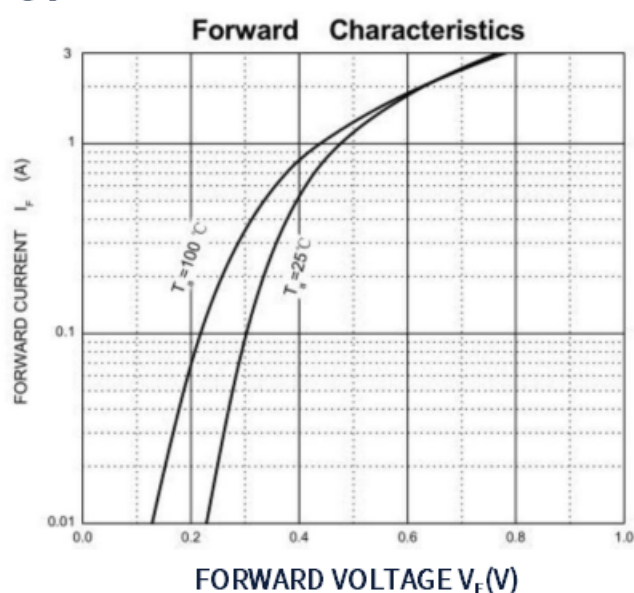
Product Model	Package Type	Marking	Packing	Packing Qty
B5819WS-GM	SOD-323	SL	REEL	3000PCS/REEL

Absolute Maximum Ratings(TA=25°C)

Symbol	Parameter	Value	Unit
V_{RM}	Non-repetitive Peak Reverse Voltage	40	V
V_{RRM}	Peak Repetitive Peak Reverse Voltage		
V_{RWM}	Working Peak Reverse Voltage		
V_R	DC Blocking Voltage		
$V_{R(RMS)}$	RMS Reverse Voltage	28	V
I_O	Average Rectified Output Current	1	A
I_{FSM}	Non-repetitive Peak Forward Surge Current@8.3mS	9	A
I_{FRM}	Repetitive Peak Forward Current	1.5	A
P_d	Power Dissipation	250	mW
$R_{\theta JA}$	Thermal Resistance From Junction To Ambient	400	°C/W
T_J	Operation Junction Temperature Range	-40~+125	°C
T_{STG}	Storage Temperature Range	-55~+150	°C

Electrical Characteristics (TA=25°C unless otherwise specified)

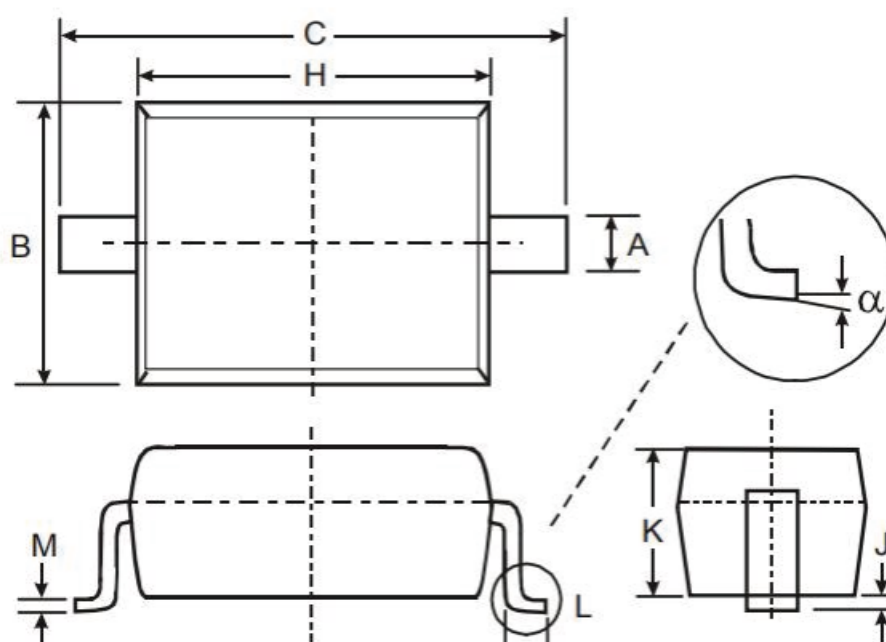
Symbol	Parameter	Test conditions	Min	Typ	Max	Unit
$V_{(BR)}$	Reverse breakdown voltage	$I_R=1\text{mA}$	40			V
I_R	Reverse voltage leakage current	$V_R=40\text{V}$			1	mA
$V_{F(1)}$	Forward voltage(1)	$I_F=1\text{A}$			0.5	V
$V_{F(2)}$	Forward voltage(2)	$I_F=3\text{A}$			0.9	V
C_D	Diode capacitance	$V_R=4\text{V}, f=1.0\text{MHz}$			120	pF

Typical Characteristics


Outline Dimensions 封装外形图

SOD-323

Unit : mm



SYMBOL	MILLIMETERS	
	MIN	MAX
A	0.25	0.35
B	1.20	1.40
C	2.40	2.70
H	1.60	1.80
J	0.01	0.15
K	0.80	1.00
L	0.20	0.40
M	0.08	0.15
α	0°	8°

Important Notice

- Green Micro chip reserves the right to change products and documents without notice. Customers should obtain and verify the completeness of the latest technical information before placing orders. Meanwhile, Green Micro chip shall not assume any responsibility or obligation for non-officially revised documents.
- Any parameters in the entire product specification are for reference only, and actual application testing shall prevail. When customers use the products for system design, they must comply with safety regulations and independently assume the following responsibilities: selecting suitable Green Micro chip products according to application requirements; completing design verification and full-link testing of the application; and ensuring that the application complies with safety regulations or other requirements of the target market. Customers shall bear all personal or property losses caused by design defects or illegal operations, which shall have no relation to Green Micro chip.
- Green Micro chip products are prohibited from being used in scenarios such as life support, military equipment, and key aerospace applications. All accidents and legal liabilities arising from out-of-scope use shall be borne by the user, and Green Micro chip shall not be held responsible.
- All technical resources of Green Micro chip (including data sheets and reference designs) are provided "as is", without guarantee of no defects or universality, and without any express or implied warranties. The documents are only authorized for product development and research described in this document. Unauthorized use of intellectual property, public reproduction, and reverse engineering are strictly prohibited. All claims and losses caused by illegal use shall be borne by the user, and Green Micro chip shall not be liable.