

SS8050

DATASHEET


Specification Revision History:

Version	Date	Description
V1.0	2021/12	New
V1.1	2022/06	Modify Ordering Information
V1.2	2023/02	Modify Ordering Information
V1.3	2025/05	Add application precautions and overall typesetting.

Features

- ※NPN Transistors
- ※Collector Current: $I_C=1.5A$

Simplified outline



- 1.Base
- 2.Emitter
- 3.Collector

SOT-23

Ordering Information

Product Model	Package Type	Marking	Packing	Packing Qty
SS8050-GM	SOT-23	Y1	REEL	3000PCS/REEL

Absolute Maximum Ratings $T_a = 25\text{ }^{\circ}\text{C}$

Parameter	Symbol	Rating	Unit
Collector-Base Voltage	V_{CBO}	40	V
Collector-Emitter Voltage	V_{CEO}	25	V
Emitter-Base Voltage	V_{EBO}	5	V
Collector Current -Continuous	I_C	1.5	A
Collector Dissipation	P_C	0.3	W
Junction Temperature	T_j	150	$^{\circ}\text{C}$
Storage Temperature	T_{stg}	-55 to 150	$^{\circ}\text{C}$

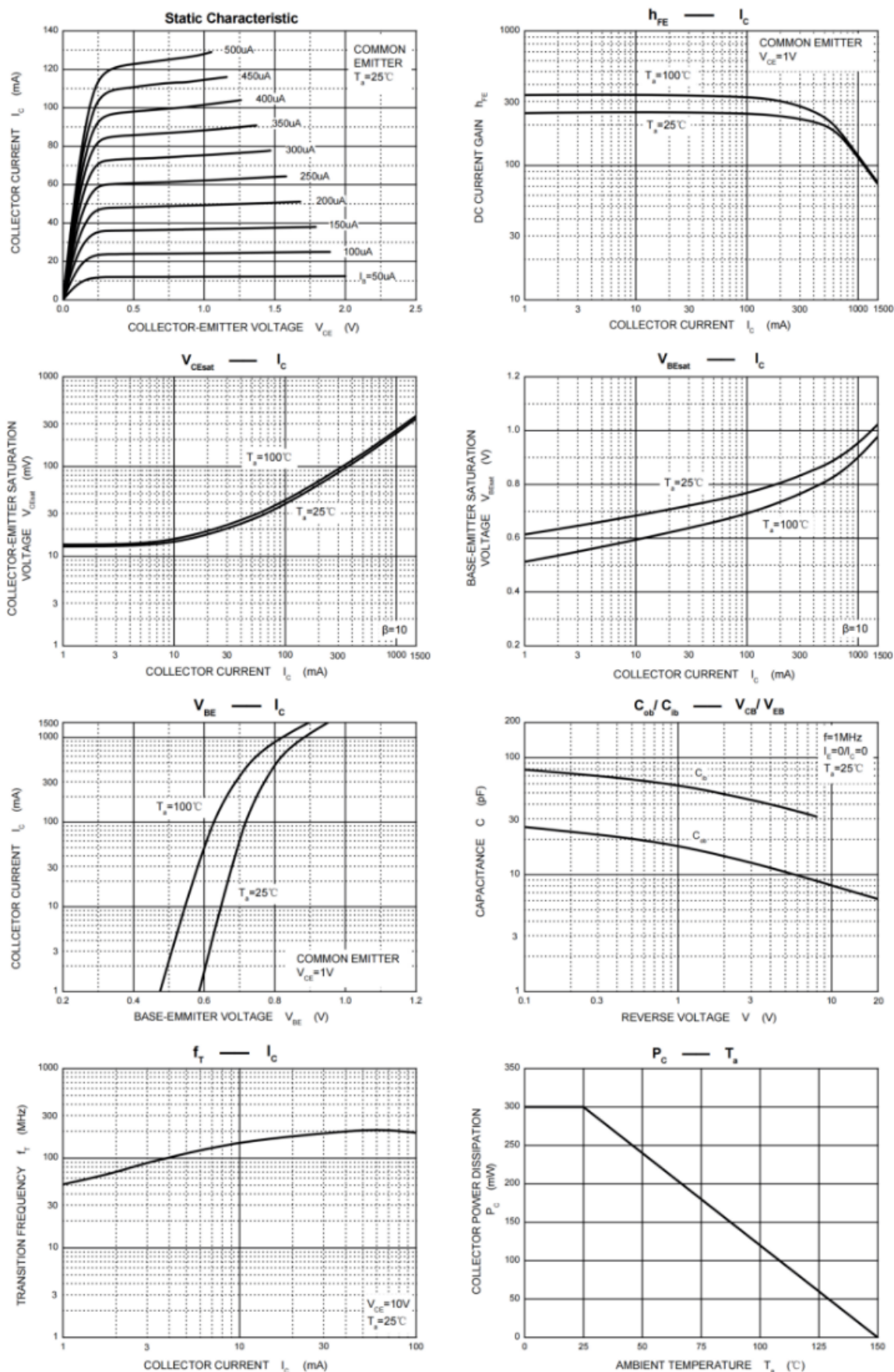
Electrical Characteristics $T_a = 25\text{ }^{\circ}\text{C}$

Parameter	Symbol	Testconditions	Min	Typ	Max	Unit
Collector-base breakdown voltage	V_{CB0}	$I_C = 100\text{ }\mu\text{A}$, $I_E = 0$	40			V
Collector-emitter breakdown voltage	V_{CE0}	$I_C = 1\text{ mA}$, $I_B = 0$	25			V
Emitter-base Breakdown voltage	V_{EB0}	$I_E = 100\text{ }\mu\text{A}$, $I_C = 0$	5			V
Collector-base cut-off current	I_{CB0}	$V_{CB} = 40\text{ V}$, $I_E = 0$			0.1	μA
Collector-emitter cut-off current	I_{CE0}	$V_{CE} = 20\text{ V}$, $I_B = 0$			1	μA
Emitter-base cut-off current	I_{EB0}	$V_{EB} = 5\text{ V}$, $I_C = 0$			0.1	μA
DC current gain	h_{FE}	$V_{CE} = 1\text{ V}$, $I_C = 100\text{ mA}$	120		400	
		$V_{CE} = 1\text{ V}$, $I_C = 800\text{ mA}$	40			
Collector-emitter saturation voltage	$V_{CE(sat)}$	$I_C = 800\text{ mA}$, $I_B = 80\text{ mA}$			0.5	V
Base-emitter saturation voltage	$V_{BE(sat)}$	$I_C = 800\text{ mA}$, $I_B = 80\text{ mA}$			1.2	V
Transition frequency	f_T	$V_{CE} = 10\text{ V}$, $I_C = 50\text{ mA}$, $f = 30\text{ MHz}$	100			MHz

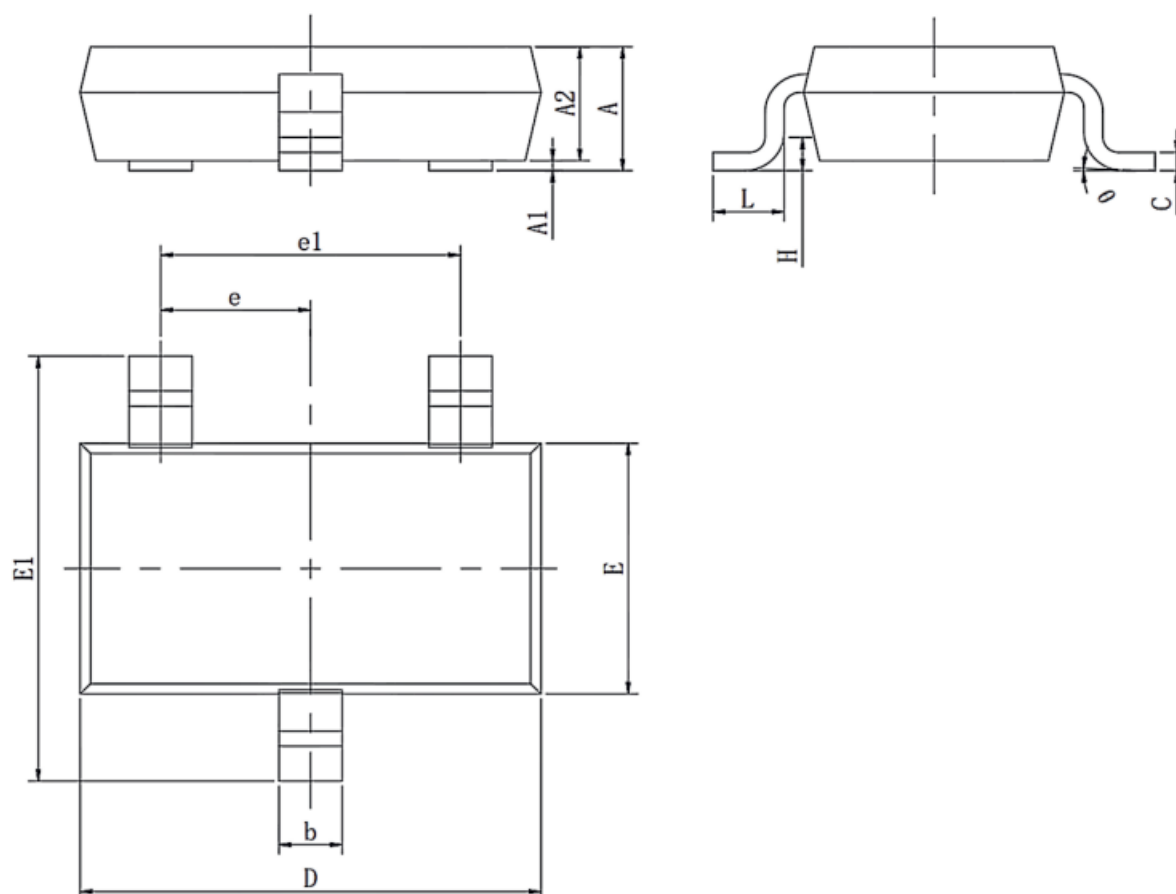
$h_{FE}(1)$ Classification

Type	SS8050
Range	200-350

Typical Characteristics



Outline Dimensions

SOT-23
Unit : mm


Symbol	Dimensions In Millimeters		Dimensions In Inches	
	Min	Max	Min	Max
A	0.900	1.150	0.035	0.045
A1	0.000	0.100	0.000	0.004
A2	0.900	1.050	0.035	0.041
b	0.300	0.500	0.012	0.020
C	0.080	0.200	0.003	0.008
D	2.800	3.020	0.110	0.119
E	1.200	1.400	0.047	0.055
E1	2.250	2.550	0.089	0.100
e	0.95 (BSC)		0.037(BSC)	
e1	1.90 (BSC)		0.075(BSC)	
L	0.300	0.500	0.012	0.020
θ	0°	8°	0°	8°

Important Notice

- Green Micro chip reserves the right to change products and documents without notice. Customers should obtain and verify the completeness of the latest technical information before placing orders. Meanwhile, Green Micro chip shall not assume any responsibility or obligation for non-officially revised documents.
- Any parameters in the entire product specification are for reference only, and actual application testing shall prevail. When customers use the products for system design, they must comply with safety regulations and independently assume the following responsibilities: selecting suitable Green Micro chip products according to application requirements; completing design verification and full-link testing of the application; and ensuring that the application complies with safety regulations or other requirements of the target market. Customers shall bear all personal or property losses caused by design defects or illegal operations, which shall have no relation to Green Micro chip.
- Green Micro chip products are prohibited from being used in scenarios such as life support, military equipment, and key aerospace applications. All accidents and legal liabilities arising from out-of-scope use shall be borne by the user, and Green Micro chip shall not be held responsible.
- All technical resources of Green Micro chip (including data sheets and reference designs) are provided "as is", without guarantee of no defects or universality, and without any express or implied warranties. The documents are only authorized for product development and research described in this document. Unauthorized use of intellectual property, public reproduction, and reverse engineering are strictly prohibited. All claims and losses caused by illegal use shall be borne by the user, and Green Micro chip shall not be liable.