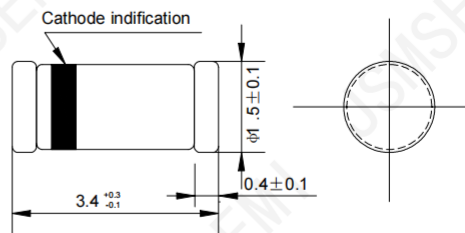


FEATURES

- ◆ Silicon epitaxial diode
- ◆ High speed switching diode
- ◆ 500mW power dissipation

MECHANICAL DATA

- ◆ Polarity: Color band denotes cathode
- ◆ Weight: Approx 0.031 grams



SOD-80C

MAXIMUM RATINGS AND ELECTRICAL CHARACTERISTICS

Ratings at 25°C ambient temperature unless otherwise specified

		LL4148	UNITS
Reverse voltage	V_R	75.0	V
Peak reverse voltage	V_{RM}	100.0	V
Average forward rectified current Half wave rectification with resistive load at $t_{amb}=25^\circ\text{C}$ and $f=50\text{Hz}$	I_o	150.0	mA
Forward surge current at $t=1\text{S}$ and $T_J=25^\circ\text{C}$	I_{FSM}	500.00	mA
Power dissipation at $t_{amb}=25^\circ\text{C}$	P_{tot}	500.0 ¹⁾	mW
Junction temperature	T_J	175.0	°C
Storage temperature range	T_{STG}	-55--- +175	°C

1) Valid provided that electrodes are kept at ambient temperature.

ELECTRICAL CHARACTERISTICS

		MIN	MAX	UNITS
Forward voltage @ $I_F=10\text{mA}$	V_F	-	1.0	V
Leakage current at $V_R=20\text{V}$ at $V_R=75\text{V}$ at $V_R=20\text{V}$ $T_J=150^\circ\text{C}$	I_R	-	25.0	nA
	I_R	-	5.0	μA
	I_R	-	50.0	μA
	I_R	-	50.0	μA
Capacitance at $V_F=V_R=0\text{V}$	C_{tot}	-	4.0	pF
Voltage rise when switching on tested with 50mA pulses $t_p=0.1\text{S}$, rise time 30ns, $f_p=5$ to 100KHz	V_{fr}	-	2.5	V
Reverse recovery time from $I_F=10\text{mA}$ $V_R=6\text{V}$, $R_L=100\Omega$, at $I_R=1\text{mA}$	t_{rr}	-	4.0	ns
Thermal resistance junction to ambient	$R_{\theta JA}$		350.0 ¹⁾	K/W
Rectification efficiency at 100MHz, $V_{RF}=2\text{V}$	η	0.45	-	-

1) Valid provided that electrodes are kept at ambient temperature

FIG.1 – ADMISSIBLE POWER DISSIPATION VERSUS AMBIENT TEMPERATURE

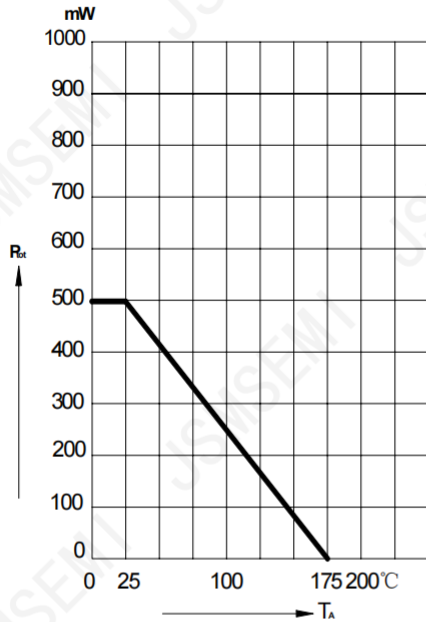


FIG.2- FORWARD CHARACTERISTICS

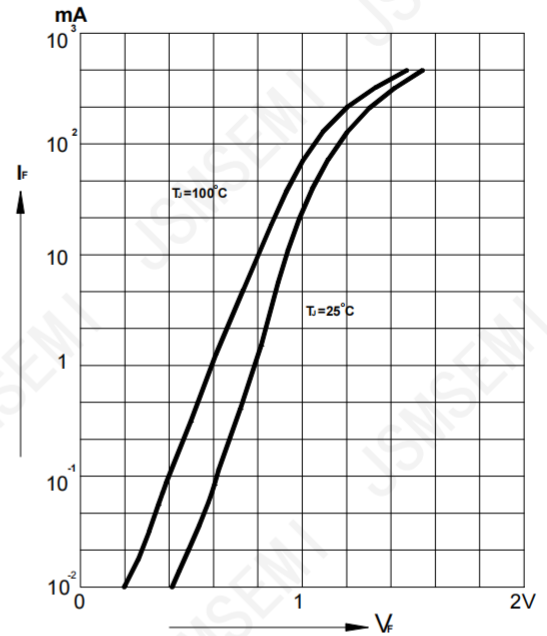
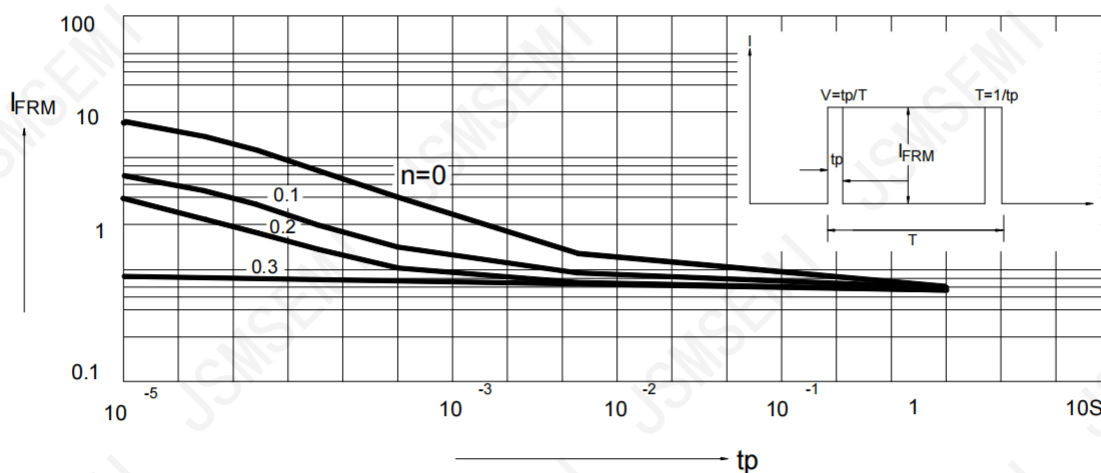


FIG.3-ADMISSIBLE REPETITIVE PEAK FORWARD CURRENT VERSUS PULSE DURATION



Revision History

Rev.	Change	Date
V1.0	Initial version	2/23/2024

Important Notice

JSMSEMI Semiconductor (JSMSEMI) PRODUCTS ARE NEITHER DESIGNED NOR INTENDED FOR USE IN MILITARY AND/OR AEROSPACE, AUTOMOTIVE OR MEDICAL DEVICES OR SYSTEMS UNLESS THE SPECIFIC JSMSEMI PRODUCTS ARE SPECIFICALLY DESIGNATED BY JSMSEMI FOR SUCH USE. BUYERS ACKNOWLEDGE AND AGREE THAT ANY SUCH USE OF JSMSEMI PRODUCTS WHICH JSMSEMI HAS NOT DESIGNATED FOR USE IN MILITARY AND/OR AEROSPACE, AUTOMOTIVE OR MEDICAL DEVICES OR SYSTEMS IS SOLELY AT THE BUYER' S RISK.

JSMSEMI assumes no liability for application assistance or customer product design. Customers are responsible for their products and applications using JSMSEMI products.

Resale of JSMSEMI products or services with statements diferent from or beyond the parameters stated by JSMSEMI for that product or service voids all express and any implied warranties for the associated JSMSEMI product or s ervice. JSMSEMI is not responsible or liable for any such statements.

JSMSEMI All Rights Reserved. Information and data in this document are owned by JSMSEMI wholly and may not be edited, reproduced, or redistributed in any way without the express written consent from JSMSEMI.

Any and all information described or contained herein are subject to change without notice due to product/technology improvement, etc. When designing equipment, refer to the "Delivery Specification" for the JSMSEMI product that you intend to use.

For additional information please contact Kevin@jsemsemi.com or visit www.jsemsemi.com