REV.	ECN.NO.	MODIFY.CONTENT	DATE
A		NEW	2013/10/31

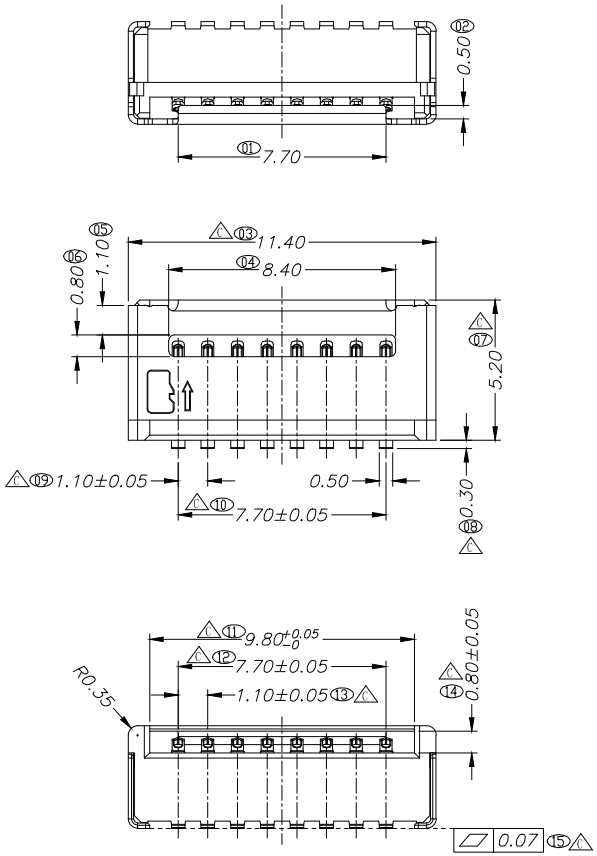

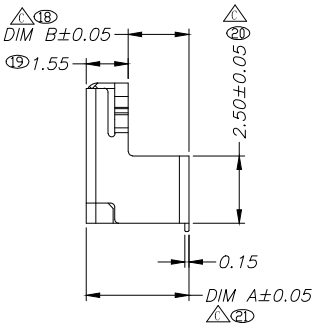

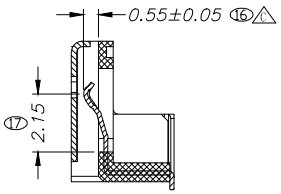

Section A-A

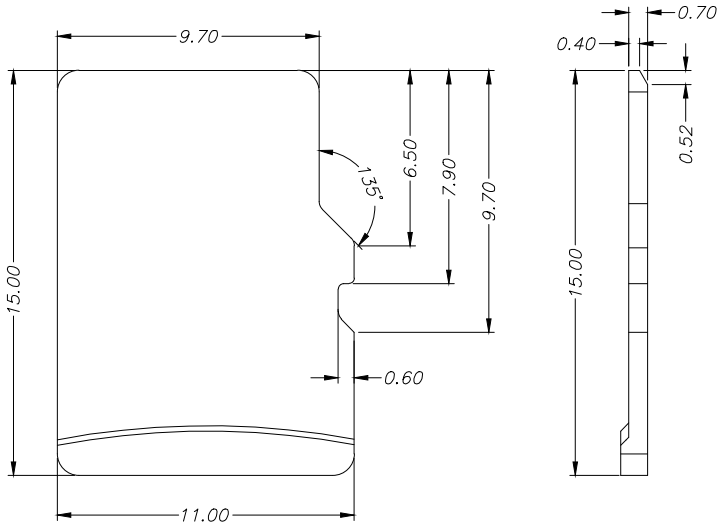

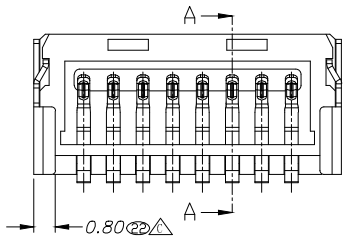

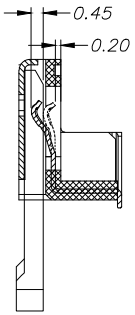

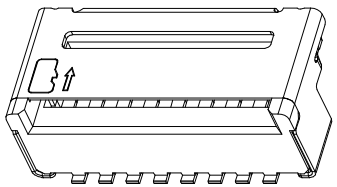

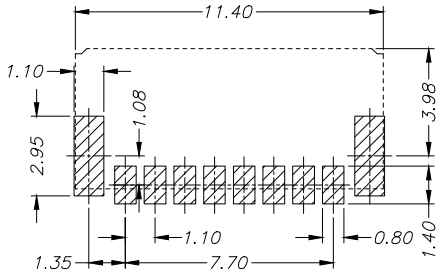

RECOMMENDED PCB LAYOUY
TOTOLERANCE ±0.05

TABLE A:

规 格	DIM A	DIM B	料 号
H2.55	2.55	1.00	5001B-TF255-048
H3.25	3.25	1.70	5001B-TF325-022
H3.80	3.80	2.25	5001B-TF380-032
H4.50	4.50	2.95	5001B-TF450-057
H5.00	5.0	3.45	5001B-TF500-050

注解:

1. 素材要求:
   1.1 胶芯:LCP 30%GF,防火等级: UL94V-0.颜色:黑色;
   1.2 端子:C5191-H, T=0.15MM
   1.3 外壳:SUS201 1/2H, T=0.20MM
2. 电镀要求:
   2.1 端子:接触区镀金1U", 焊脚区域镀雾锡100～120U", 全部区域电镀镍底50U".
3. 电气性能要求:
   3.1 额定电流 1.0A.额定电压 30V
   3.2 耐压交流电压最小100VAC.
   3.3 绝缘电阻最小100M 欧姆.
   3.4 接触电阻最大50毫欧.
4. 环境性能要求:
   4.1 使用环境-30摄氏度～80摄氏度
   4.2 部件耐热焊接温度符合230摄氏度30～60秒, 260摄 氏度10秒要求.
5. " "为IQC重点量测尺寸
6. " "为FAI量测尺寸
7. 部件符合RHOS 2005/95/EC.

GENERAL TOLERANCE		DWG NO.		APPD:	WIND	Scale	1:1
X.±0.45	x.°±5°	Title	短型 T-FLASH 2.55-5.00H CONN	CHKD:		UNIT	mm
.X±0.35	.x°±2°			DR:			
.XX±0.25	.xx°±1°	Part NO.	5001B-TF450-057	Date	2013/10/31		
.XXX±0.15	.xxx°±0.5°						
SHEET 1/1				东莞市文章济美电子有限公司			