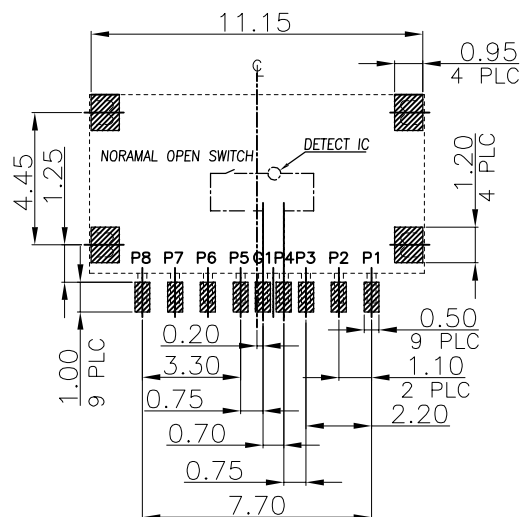
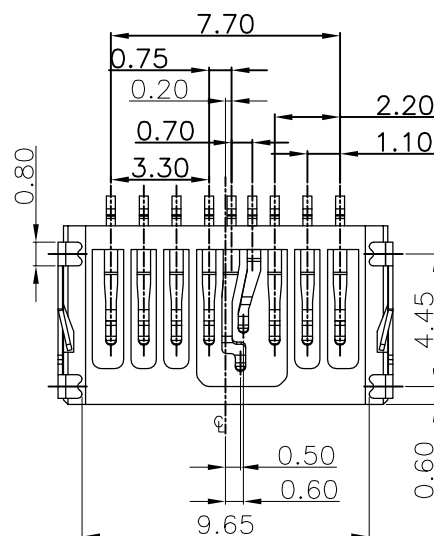
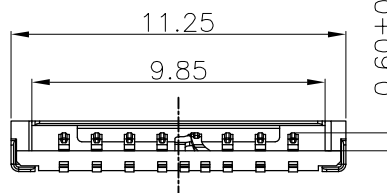
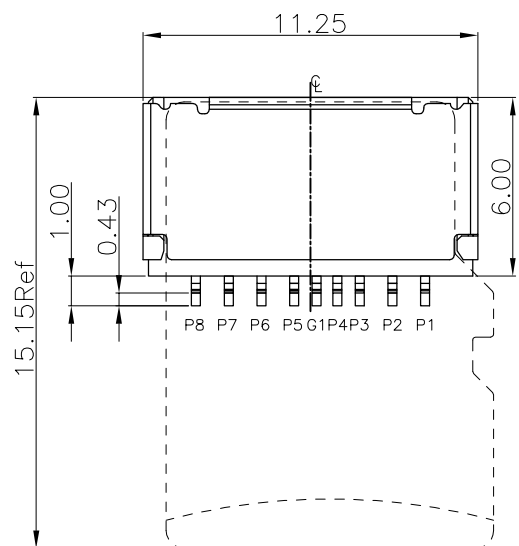
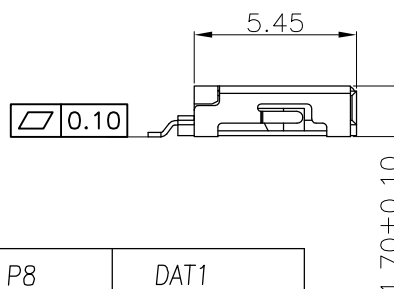


REV.	ECN.NO.	MODIFY.CONTENT	DATE
A		NEW	2011/10/31



RECOMMENDED PCB LAYOUT  
TOL:(±0.05)



P8	DAT1
P7	DAT0
P6	VSS
P5	CLK
G1	SWITCH
P4	VDD
P3	CMD
P2	CD/DAT3
P1	DAT2
PIN NUMBER	PIN NUMBER

GENERAL TOLERANCE		DWG NO.			APPD:	WIND	Scale	1:1
X.±0.45	x.'±5°	Title	T-FLASH 9PIN 1.7H CONN (SIMPLE SWITCH TYPE)	CHKD:	DR:		UNIT	mm
.X±0.35	.x'±2°							
.XX±0.25	.xx'±1°	Part NO.	5001B-TF170-019	Date	2011/10/31			
.XXX±0.15	.xxx'±0.5°							
SHEET	1/2							

## NOTES:

### 1)MATERIAL:

HOUSING: LCP UL 94V-0

CONTACT: C5210,T=0.15

SHELL: SUS201,T=0.15

### 2)FINISH :

CONTACT:GOLD FLASH PLATED ON CONTACT AREA;

GOLD FLASH PLATING ON SOLDER TAILS,

SHELL: 50u"Min. NICKEL UNDERPLATED OVERALL,

GOLD FLASH PLATED ON SOLDER TAILS

### 3)SPECIFICATION

1. CURRENT RATING : 0.5 A. MAX.

2. VOLTAGE RATING : 100V AC rms

500V AC R.M.S. FOR 1 MINUTE.

3. INSULATION RESISTANCE : 1000MΩ MIN.AT 500V DC.

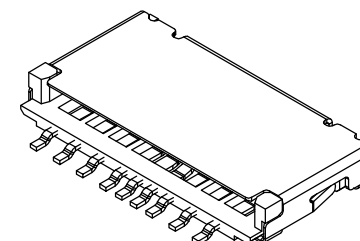
4. CONTACT RESISTANCE : 100mΩ MAX.

5. OPERATING LIFE: 3000 CYCLES.

6. Ambient Temperatere Range : -25°C TO +85°C.

7. Storage Temperatere Range : -40°C TO +75°C.

8. Ambiernt Humidity Range: 95% R.H. Max



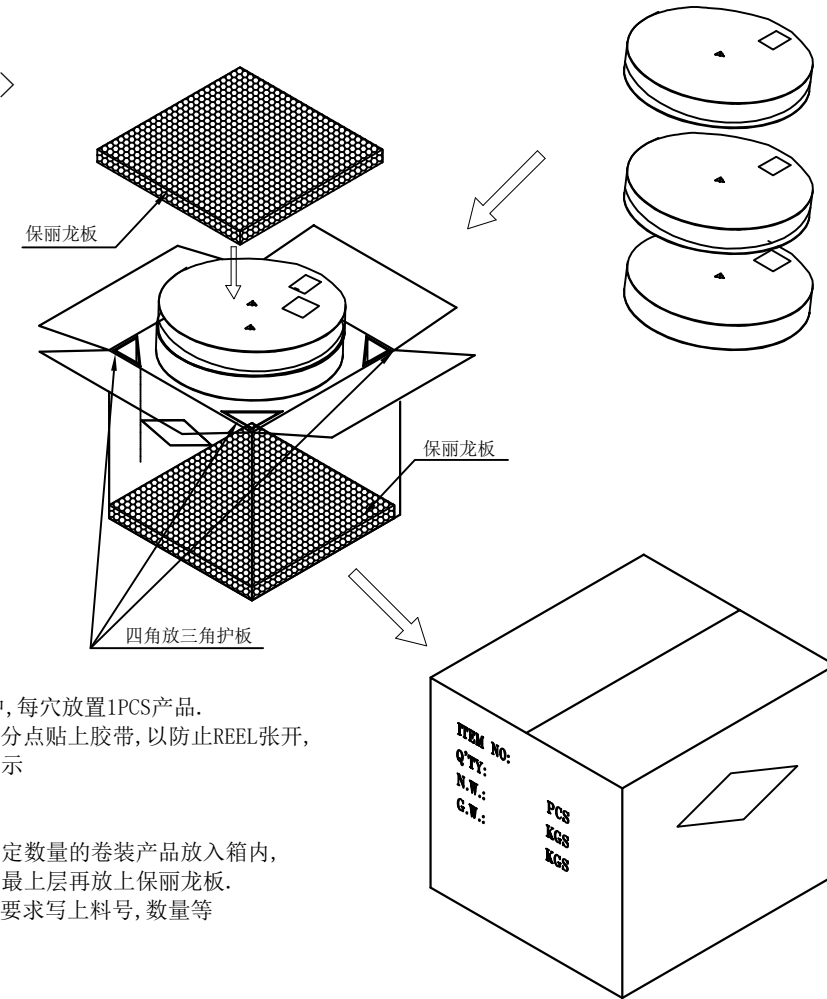
东莞市文章济美电子有限公司

〈表一〉

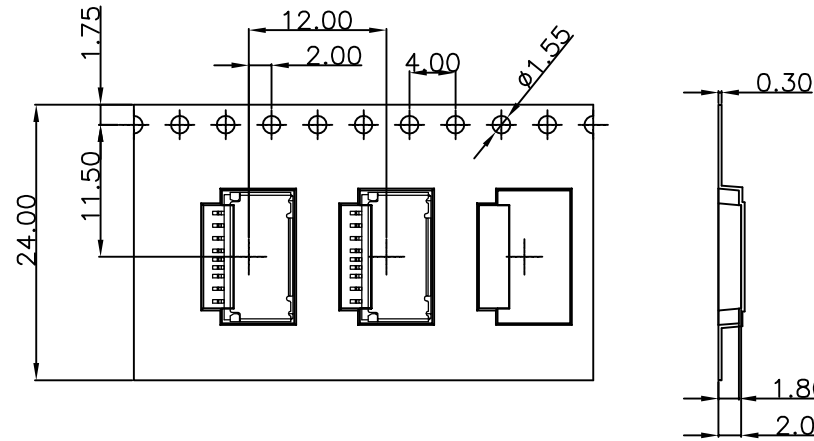
包装数量

PCS/卷	卷/箱	PCS/箱
2500	10	25000

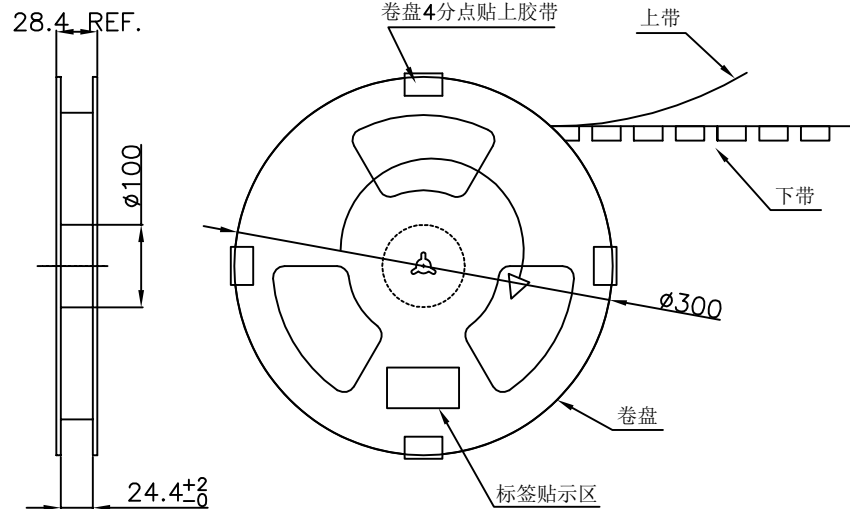
〈图三〉



〈图一〉



〈图二〉



NOTE:

- 1.依〈图一〉示放置产品于下载中,每穴放置1PCS产品.
- 2.包装机包好后,在REEL的个等分点贴上胶带,以防止REEL张开,每REEL贴1PCS标签,如〈图二〉示
- 3.包装数量见如〈表一〉示
- 4.包装成箱见如〈图三〉示  
箱底放保利龙板,再依次将指定数量的卷装产品放入箱内,四角分别放入四个三角护板,最上层再放上保利龙板.
- 5.封箱,在封好的纸箱上按客户要求写上料号,数量等
- 6.适用成品料号见如下〈表二〉

GENERAL TOLERANCE				DWG NO.			APPD:	WIND	Scale	1:1
X.±0.45		x.'±5°		Title	T—FLASH 9PIN CONN.		CHKD:		UNIT	mm
.X±0.35		.x'±2°			包装图		DR:			
.XX±0.25		.xx'±1°		Part NO.	5001B-TF170-019		Date	2011/10/31		
.XXX±0.15		.xxx'±0.5°			东莞市文章济美电子有限公司					
SHEET		2/2								