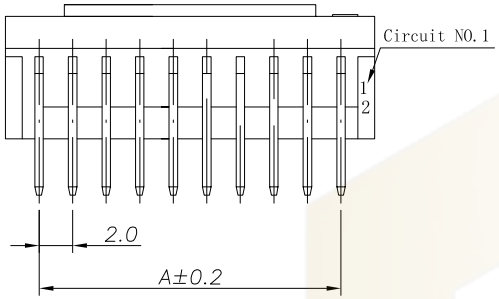

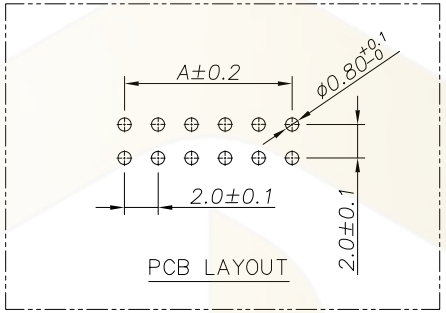

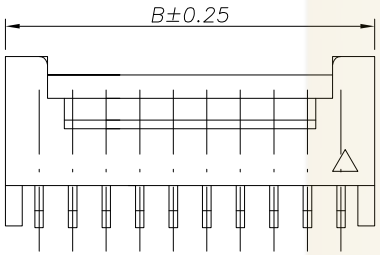

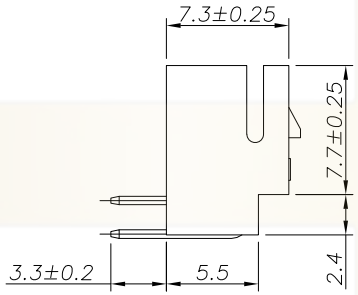

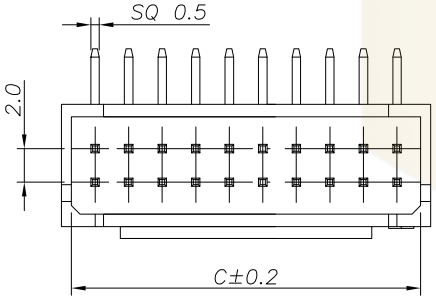

SPECIFICATIONS

1、Current Rating: 2A AC, DC
2、Voltage Rating: 250V AC, DC
3、Temperatuer Range: -25℃~ +85℃
4、Contact Resistance: 20mΩ Max
5、Insulation Resistance: 1000mΩ Min
6、Withstanding Voltang: 800V AC/minute
7、Material: Wafer LCP UL94V-0
PIN Brass Tin-plated

Circuit	Part NO.	Dimensions mm		
		A	B	C
2	HC-PHB-2x2AWD-LCP-05	2.00	6.00	4.90
3	HC-PHB-2x3AWD-LCP-05	4.00	8.00	6.90
4	HC-PHB-2x4AWD-LCP-05	6.00	10.00	8.90
5	HC-PHB-2x5AWD-LCP-05	8.00	12.00	10.90
6	HC-PHB-2x6AWD-LCP-05	10.00	14.00	12.90
7	HC-PHB-2x7AWD-LCP-05	12.00	16.00	14.90
8	HC-PHB-2x8AWD-LCP-05	14.00	18.00	16.90
9	HC-PHB-2x9AWD-LCP-05	16.00	20.00	18.90
10	HC-PHB-2x10AWD-LCP-05	18.00	22.00	20.90
11	HC-PHB-2x11AWD-LCP-05	20.00	24.00	22.90
12	HC-PHB-2x12AWD-LCP-05	22.00	26.00	24.90
13	HC-PHB-2x13AWD-LCP-05	24.00	28.00	26.90
14	HC-PHB-2x14AWD-LCP-05	26.00	30.00	28.90
15	HC-PHB-2x15AWD-LCP-05	28.00	32.00	30.90
16	HC-PHB-2x16AWD-LCP-05	30.00	34.00	32.90
17	HC-PHB-2x17AWD-LCP-05	32.00	36.00	34.90
18	HC-PHB-2x18AWD-LCP-05	34.00	38.00	36.90
19	HC-PHB-2x19AWD-LCP-05	36.00	40.00	38.90
20	HC-PHB-2x20AWD-LCP-05	38.00	42.00	40.90
21	HC-PHB-2x21AWD-LCP-05	40.00	44.00	42.90
22	HC-PHB-2x22AWD-LCP-05	42.00	46.00	44.90
23	HC-PHB-2x23AWD-LCP-05	44.00	48.00	46.90
24	HC-PHB-2x24AWD-LCP-05	46.00	50.00	48.90
25	HC-PHB-2x25AWD-LCP-05	48.00	52.00	50.90

Ordering Information

HC-PHB - N*** - LCP - * - ** - 05

Pin
Type
V=L型
P=直针
AW=弯针
AWD=定位弯针
Colour
默认=本色
B=白色
R=黑色
G=黑色
Y=黄色
P=粉色
O=橙色
L=蓝色
G=绿色
W=灰色
Contact Plating
默认=Tin Plaide (镀锡)
G=Gold Plaide (镀金)

深圳市华灿天禄电子有限公司
工程专用章

			GENERL TOLERANCE	制 图 DRAWING	
			DIM TOL	审 核 CHECK	
			X.X ±0.30	批 准 APPROVAL	
1	初版发行		X.XX ±0.20	比 例 SCALE	
序号 No.	变更内容 MODIFY CONTENT	日 期 MODIFY DATE	X.XXX ±0.10	投 影 Projection	
			Angle ±3.0°		

深圳市华灿天禄电子有限公司
ShenzhenhuacantianluELECTRONICS CO.,LTD

产品名称 TITLE	PHB (2.0) 双排 定位弯针	版 本 REV.	A
产品料号 PART NO.	HC-PHB-2xNAWD-LCP-05	单 位 UNITS	mm
材 料 MATERIAL		页 次 SHEET	1/1