


**RUILON**

瑞隆源电子



# TVS/ESD Arrays

RLST563A052LV Series

## TVS/ESD Arrays - RLST563A052LV Series

### Features

- 100Watts Peak Pulse Power per Line (tp = 8/20μs)
- Working voltages: 5V
- Low Leakage Current
- Low operating and clamping voltages
- Lead Free/RoHS compliant
- Solid-state silicon avalanche technology
- Provides ESD protection to IEC61000-4-2(ESD):
  - ±15kV (air discharge)
  - ±8kV (contact discharge)



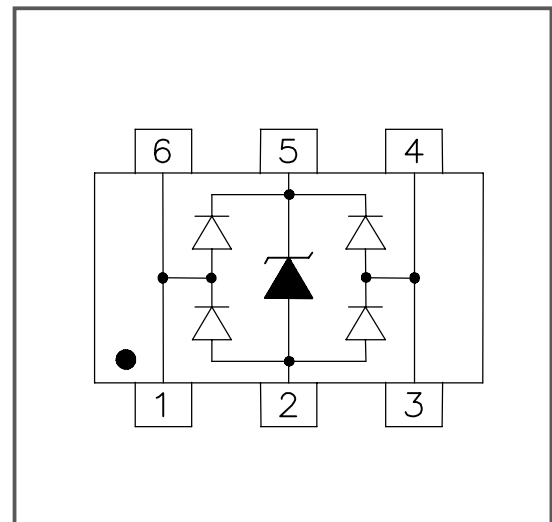
### Mechanical Characteristics

- SOT-563 package
- Molding compound flammability rating: UL 94V-0
- Quantity Per Reel : 3,000pcs
- Reel Size : 7 inch
- Lead Finish : Lead Free

### Applications

- USB Power & Data Line Protection
- Ethernet 10BaseT
- Video Line Protection
- T1/E1 secondary IC Side Protection
- Portable Electronics
- Microcontroller Input Protection
- WAN/LAN Equipment
- ISDN S/T Interface

### Pinout and Functional Block Diagram



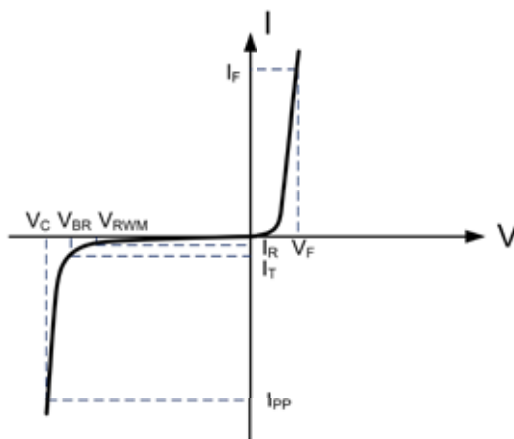
## TVS/ESD Arrays - RLST563A052LV Series

### Absolute Maximum Rating

Rating	Symbol	Value	Units
Peak Pulse Power ( $t_p = 8/20\mu s$ )	P <sub>PK</sub>	50	Watts
ESD Voltage (Contact)	V <sub>ESD</sub>	±8	Kv
ESD Voltage (Air)	V <sub>ESD</sub>	±15	Kv
Lead Soldering Temperature	T <sub>L</sub>	260 (10 sec.)	°C
Operating Temperature	T <sub>J</sub>	-55 to +125	°C
Storage Temperature	T <sub>STG</sub>	-55 to +150	°C

### Electrical Parameters (T=25°C)

Symbol	Parameter
I <sub>PP</sub>	Maximum Reverse Peak Pulse Current
V <sub>C</sub>	Clamping Voltage @ I <sub>PP</sub>
V <sub>RWM</sub>	Working Peak Reverse Voltage
I <sub>R</sub>	Maximum Reverse Leakage Current @ V <sub>RWM</sub>
V <sub>BR</sub>	Breakdown Voltage @ I <sub>T</sub>
I <sub>T</sub>	Test Current
I <sub>F</sub>	Forward Current
V <sub>F</sub>	Forward Voltage @ I <sub>F</sub>



### Electrical Characteristics(@ 25°C Unless Otherwise Specified)

Type Number	Reverse Stand-Off Voltage	Minimum Breakdown Voltage	Peak Pulse Voltage @8/20μS	Peak Pulse Current @8/20μS	Reverse Leakage @V <sub>RWM</sub>	Typical Capacitance
	V <sub>RWM</sub>	V <sub>BR</sub> @1mA	V <sub>C</sub> @1A	I <sub>PP</sub>	I <sub>R</sub> @V <sub>RWM</sub>	C <sub>J</sub> @ 1 MHz
	V	V	V	A	μA	pF
RLST563A052LX	5	6	9.8	10	1	3

## TVS/ESD Arrays - RLST563A052LV Series

### Characteristic Curves

Fig1. 8/20 $\mu$ s Pulse Waveform

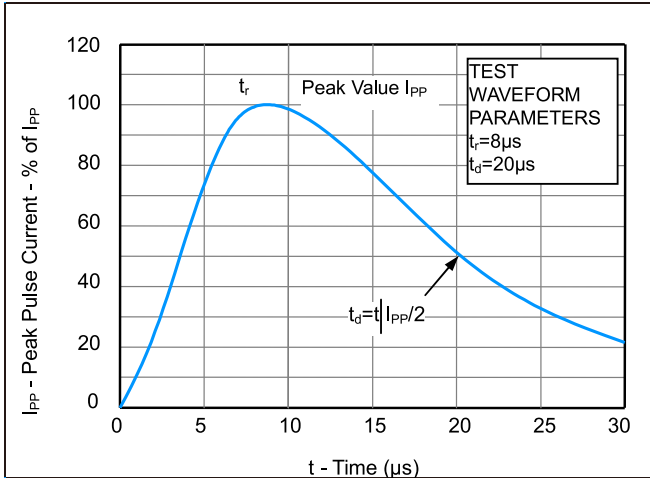


Fig2. ESD Pulse Waveform (according to IEC 61000-4-2)

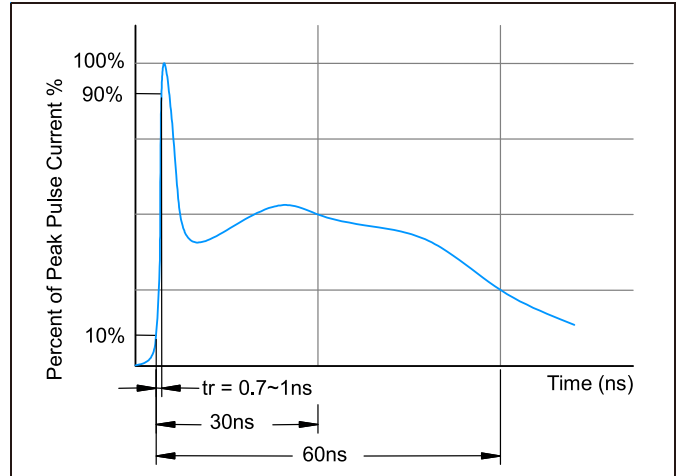


Fig3. Power Derating Curve

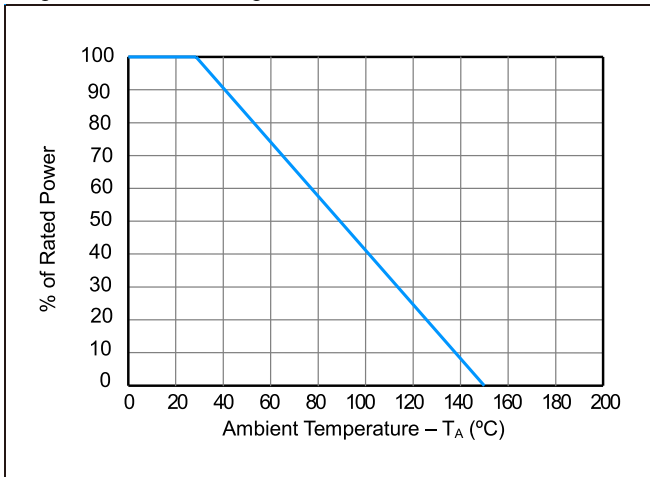
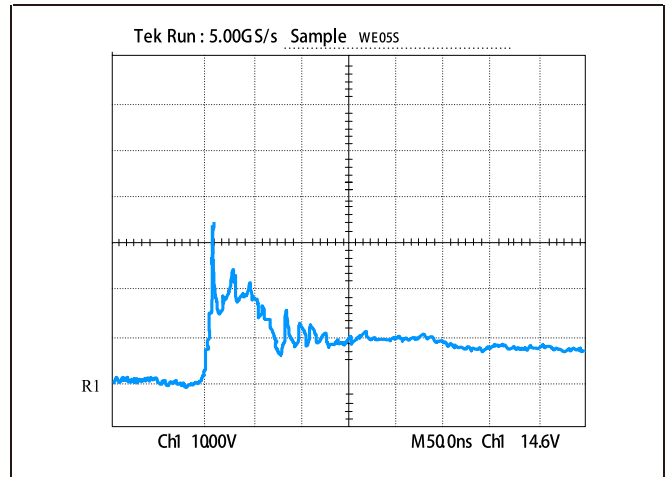
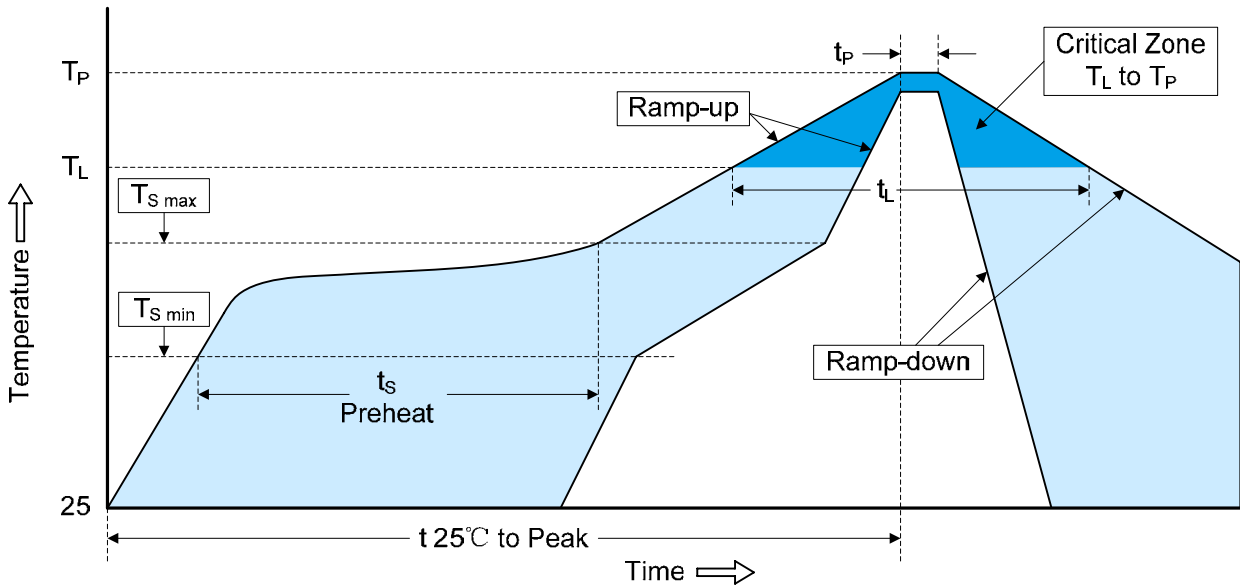


Figure 4: ESD Clamping (8kV Contact per IEC 61000-4-2)



## TVS/ESD Arrays - RLST563A052LV Series

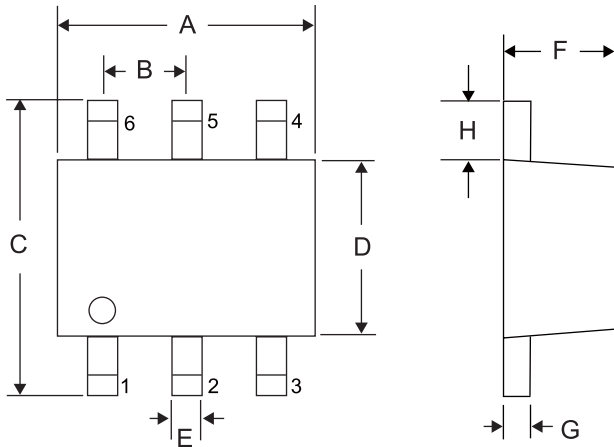
### Recommended Soldering Conditions



Profile Feature	Pb-Free Assembly
Average ramp-up rate ( $T_L$ to $T_P$ )	3°C/second max.
Preheat	150°C
-Temperature Min ( $T_{S\ min}$ )	200°C
-Temperature Max ( $T_{S\ max}$ )	60-180 seconds
-Time (min to max) ( $t_s$ )	
$T_{S\ max}$ to $T_L$	3°C/second max.
-Ramp-up Rate	
Time maintained above:	217°C
-Temperature ( $T_L$ )	60-150 seconds
-Time ( $t_L$ )	
Peak Temperature ( $T_P$ )	260°C
Time within 5°C of actual Peak Temperature ( $t_p$ )	20-40 seconds
Ramp-down Rate	6°C/second max.
Time 25°C to Peak Temperature	8 minutes max.

## TVS/ESD Arrays - RLST563A052LV Series

### Package Dimension SOT-563



DIM	Dimensions			
	Inches		Millimeters	
	Min	Max	Min	Max
A	0.059	0.066	1.50	1.70
B	0.20BSC		0.50BSC	
C	0.059	0.066	1.50	1.70
D	0.043	0.051	1.10	1.30
E	0.007	0.011	0.17	0.27
F	0.020	0.023	0.50	0.60
G	0.003	0.007	0.08	0.18
H	0.004	0.012	0.10	0.30

### Part Number Code

