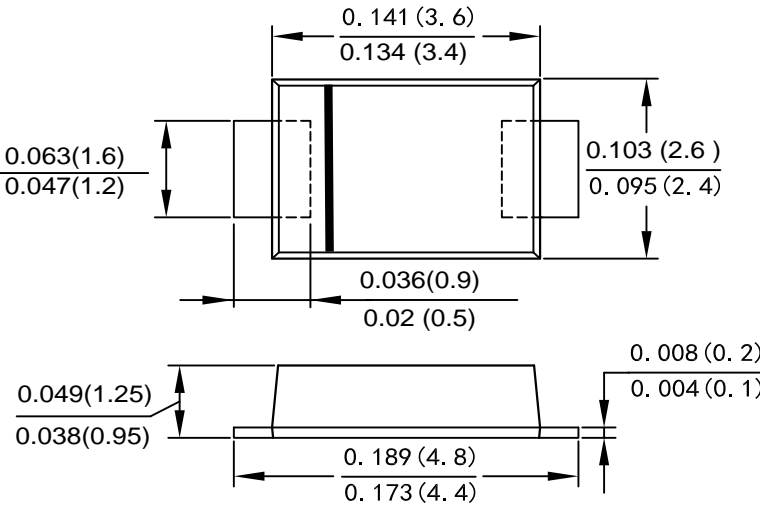


Features	Case: SMAF
Glass Passivated Die Construction Low forward voltage drop High current capability High reliability Metal silicon junction, majority carrier conduction Plastic Case Material has UL Flammability Classification Rating 94V-0	 <p>Dimensions in inches and (millimeters)</p>
Mechanical Data	
<ul style="list-style-type: none"> Case: Molded plastic SMAF Terminals: Plated leads solderable per MIL-STD-750, Method 2026 guaranteed Polarity: Color band denotes cathode end Mounting Position: Any Making: Type Number 	

Maximum Ratings and Electrical characteristics

Ratings at 25 °C ambient temperature unless otherwise specified.

Single phase half-wave 60 Hz, resistive or inductive load, for capacitive load current derate by 20 %.

Parameter	Symbols	S1AF	S1BF	S1DF	S1GF	S1JF	S1KF	S1MF	Units
Maximum Repetitive Peak Reverse Voltage	V_{RRM}	50	100	200	400	600	800	1000	V
Maximum RMS voltage	V_{RMS}	35	70	140	280	420	560	700	V
Maximum DC Blocking Voltage	V_{DC}	50	100	200	400	600	800	1000	V
Maximum Average Forward Rectified Current $T_L=90\text{ }^{\circ}\text{C}$	$I_{F(AV)}$	1							A
Peak Forward Surge Current 8.3 ms Single Half Sine Wave Superimposed on Rated Load	I_{FSM}	30							A
Maximum Instantaneous Forward Voltage at 1 A	V_F	1.0							V
Maximum DC Reverse Current $T_a = 25\text{ }^{\circ}\text{C}$ at Rated DC Blocking Voltage $T_a = 125\text{ }^{\circ}\text{C}$	I_R	5 100							μA
Operating and Storage Temperature Range	T_j, T_{stg}	-55 ~ +150							$^{\circ}\text{C}$

Fig.1 Forward Current Derating Curve

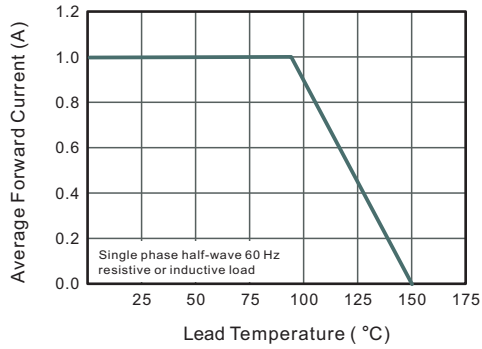


Fig.2 Typical Instantaneous Reverse Characteristics

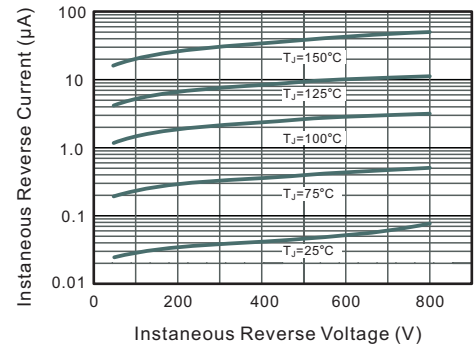


Fig.3 Typical Forward Characteristic

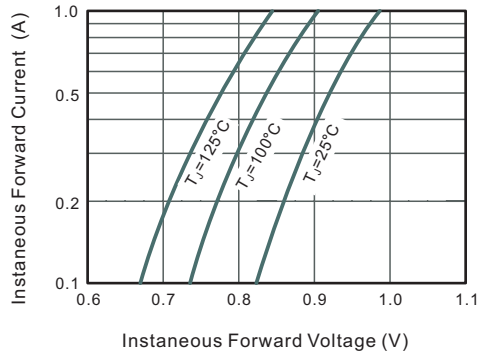


Fig.4 Maximum Non-Repetitive Peak Forward Surge Current

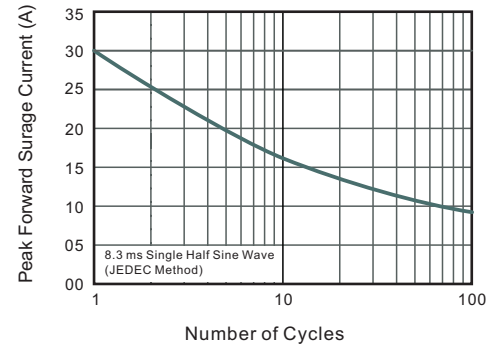
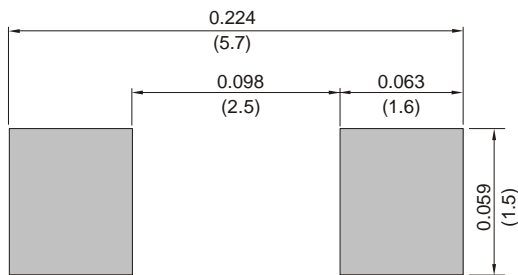


Fig.5 Mounting PAD Layout



Disclaimer

The information presented in this document is for reference only. Chongqing Zhongjing Electronic Technology Co., Ltd. reserves the right to make changes without notice for the specification of the products displayed herein to improve reliability, function or design or otherwise.

The product listed herein is designed to be used with ordinary electronic equipment or devices, and not designed to be used with equipment or devices which require high level of reliability and the malfunction of which would directly endanger human life (such as medical instruments, transportation equipment, aerospace machinery, nuclear-reactor controllers, fuel controllers and other safety devices), Zhongjing or anyone on its behalf, assumes no responsibility or liability for any damages resulting from such improper use of sale.