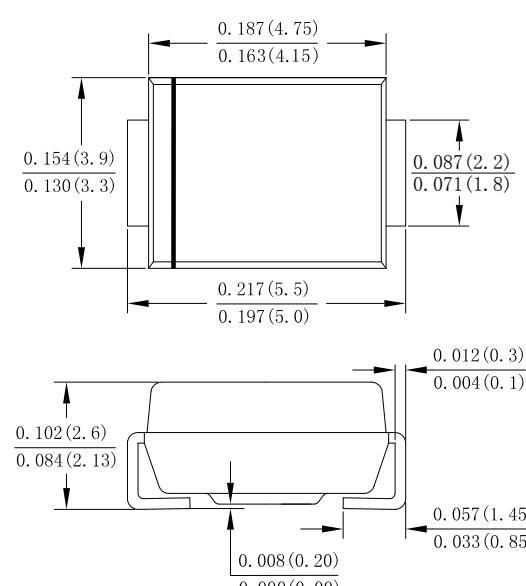


Features	Case: SMB (DO-214AA)
<ul style="list-style-type: none"> <li>Glass Passivated Die Construction</li> <li>Low forward voltage drop</li> <li>High current capability</li> <li>High reliability</li> <li>Metalsilicon junction,majority carrier conduction</li> <li>Plastic Case Material has UL Flammability</li> </ul> <p>Classification Rating 94V-0</p>	 <p>Dimensions in inches and (millimeters)</p>
Mechanical Data	
<ul style="list-style-type: none"> <li>Case: Molded plastic SMB</li> <li>Terminals: Plated leads solderable per MIL-STD-750,Method 2026 guaranteed</li> <li>Polarity: Color band dentes cathode end</li> <li>Mounting Position: Any</li> <li>Making: Type Number</li> </ul>	

### Maximum Ratings and Electrical Characteristics

Rating at 25°C ambient temperature unless otherwise specified									
Single phase,half wave,60Hz,resistive or inductive load									
For capacitive load derate current by 20%									
Type Number	SYMBOL	S2AB	S2BB	S2DB	S2GB	S2JB	S2KB	S2MB	Unit
Maximum Recurrent Peak Reverse Voltage	V <sub>RRM</sub>	50	100	200	400	600	800	1000	V
Maximum RMS Voltage	V <sub>RMS</sub>	35	70	140	280	420	560	700	V
Maximum DC Blocking Voltage	V <sub>DC</sub>	50	100	200	400	600	800	1000	V
Average Rectified Output Current @T <sub>L</sub> =100°C	I <sub>F(AV)</sub>	2.0							A
Peak Forward Surge Current 8.3ms Single half sine-wave superimposed on rated load (JEDEC Method)	I <sub>FSM</sub>	60							A
Forward Voltage @IF=2.0A	V <sub>FM</sub>	1.0							V
Peak Reverse Current @T <sub>A</sub> =25 °C	I <sub>R</sub>	5.0							uA
At Rated DC Blocking Voltage @T <sub>A</sub> =125 °C		100							
Operating Temperature Range	T <sub>J</sub>	-55 to+150							°C
Storage Temperature Range	T <sub>STG</sub>	-55 to +150							°C

Fig. 1 Forward Current Derating Curve

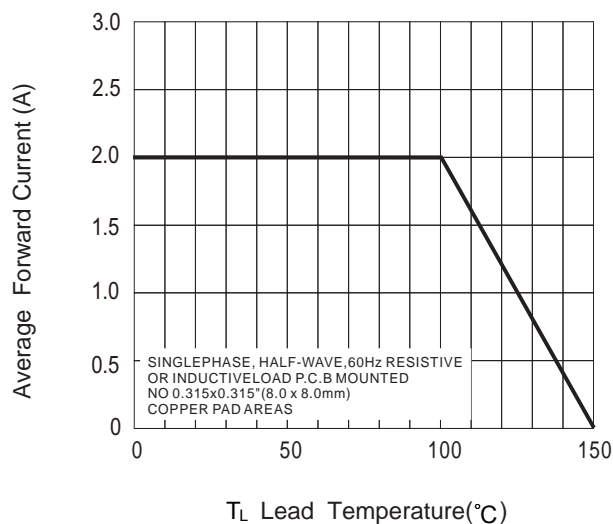


Fig. 2 Typ. Forward Characteristics

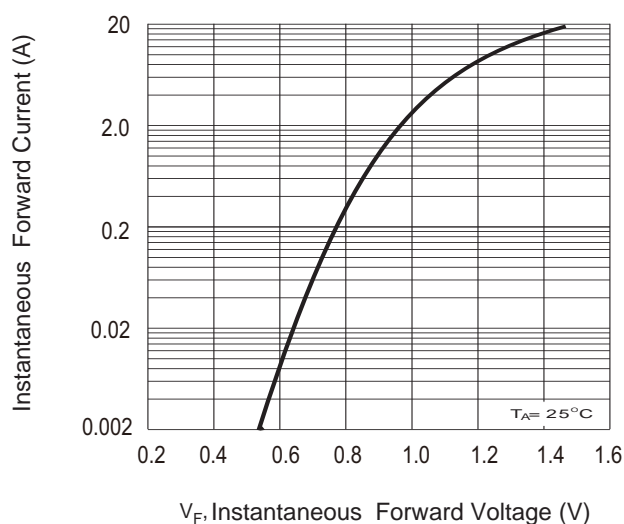


Fig. 3 Max Non-Repetitive Peak Fwd Surge Current

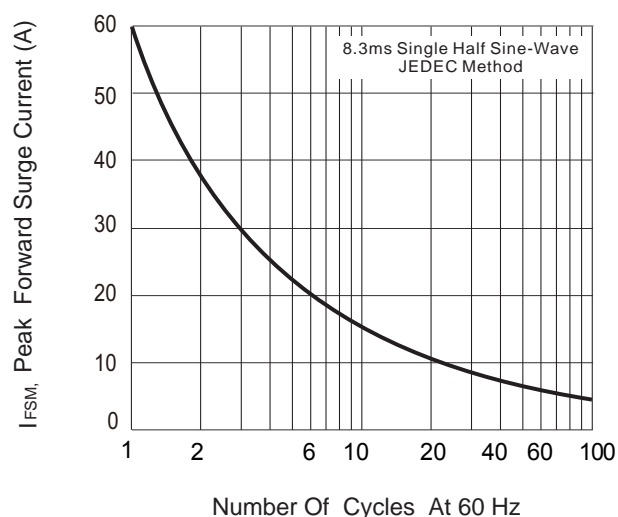


Fig.4 Typical Reverse Characteristics

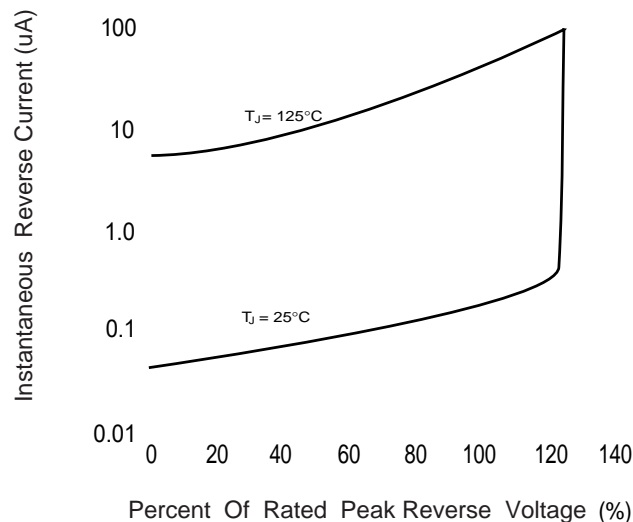
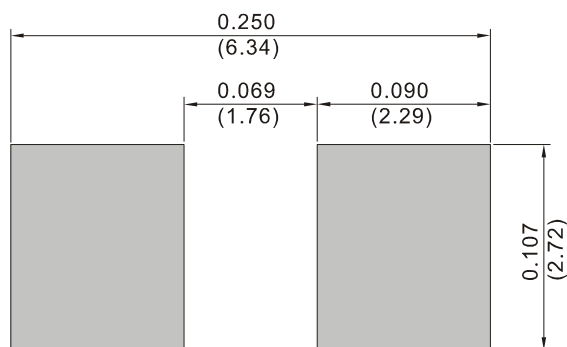


Fig.5 Mounting PAD Layout



### Disclaimer

The information presented in this document is for reference only. Chongqing Zhongjing Electronic Technology Co., Ltd. reserves the right to make changes without notice for the specification of the products displayed herein to improve reliability, function or design or otherwise.

The product listed herein is designed to be used with ordinary electronic equipment or devices, and not designed to be used with equipment or devices which require high level of reliability and the malfunction of which would directly endanger human life (such as medical instruments, transportation equipment, aerospace machinery, nuclear-reactor controllers, fuel controllers and other safety devices), Zhongjing or anyone on its behalf, assumes no responsibility or liability for any damages resulting from such improper use of sale.