

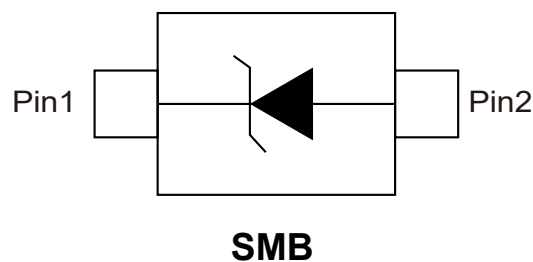
1.Features

- Plastic package has Underwriters Laboratory
- Flammability Classification 94V-0
- Metal silicon junction ,majority carrier conduction
- For surface mount applications
- Low power loss ,high efficiency
- High current capability ,Low forward voltage drop
- Low profile package
- built-in strain relief ,ideal for automated placement
- For use in low voltage ,high frequency inverters, free wheeling ,and polarity protection applications
- High temperature soldering guaranteed:
260°C/10 seconds at terminals

2.Mechanical Data

- Case:JEDEC SMB(DO-214AA) molded plastic body
- Terminals:solder plated ,solderable per
MIL-STD-750,method 2026
- Polarity: color band denotes cathode end
- Weight: 0.003ounce,0.093 gram

3.Pinning information





4. Maximum Ratings And Electrical Characteristics

Parameter		Symbols	SS 32B	SS 33B	SS 34B	SS 35B	SS 36B	SS 38B	SS 310B	SS 315B	SS 320B	Volts
Maximum repetitive peak reverse voltage		V _{RRM}	20	30	40	50	60	80	100	150	200	Volts
Maximum RMS voltage		V _{RMS}	14	21	28	35	42	57	71	105	140	Volts
Maximum DC blocking voltage		V _{DC}	20	30	40	50	60	80	100	150	200	Volts
Maximum average forward rectified current 0.375"(9.5mm) lead length (See Fig.1)		I _(AV)	3									Amps
Peak forward surge current 8.3ms single half sine-wave superimposed on rated load (JEDEC method)		I _{FSM}	80									Amps
Maximum instantaneous forward voltage at 3.0 A(Note 1)		V _F	0.55			0.75		0.85		0.9	0.95	Volts
Maximum instantaneous reverse current at rated DC blocking voltage (Note 1)	T _A =25°C	I _R	0.2									mA
	T _A =100°C		20			10						
Typical junction capacitance(Note 3)		C _J	250			160						pF
Typical thermal resistance (Note 2)		R _{θJA}	55									°C/W
		R _{θJL}	17									°C/W
Junction temperature range		T _J	-65 to 150									°C
Storage temperature range		T _{STG}	-65 to 150									°C

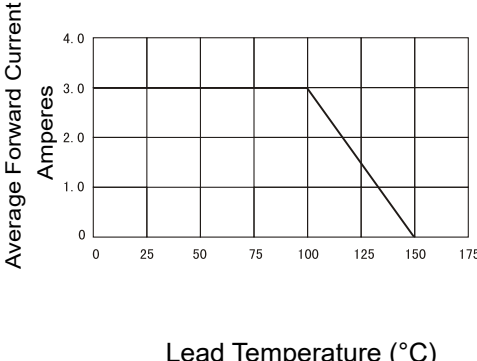
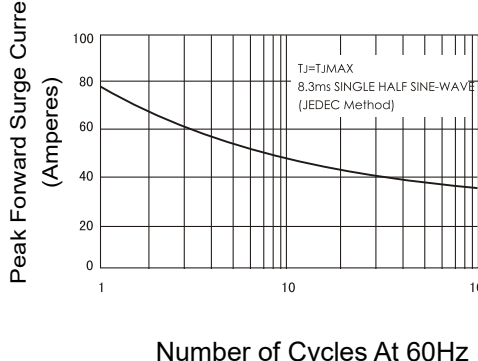
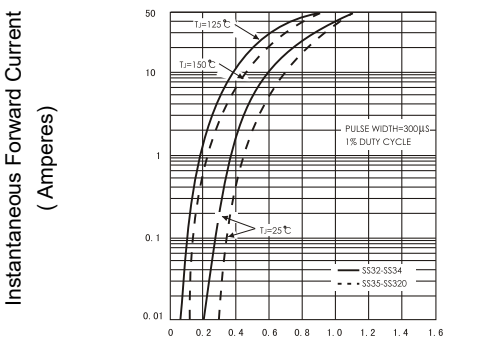
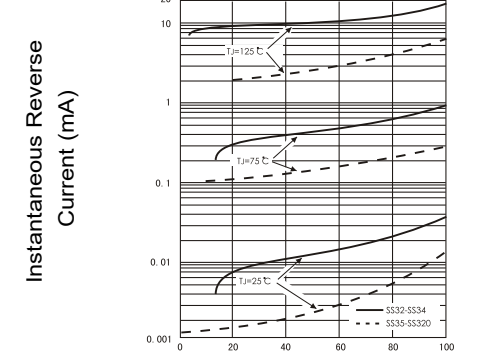
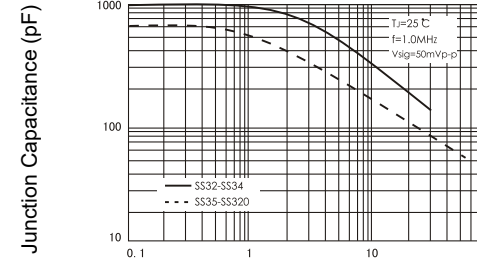
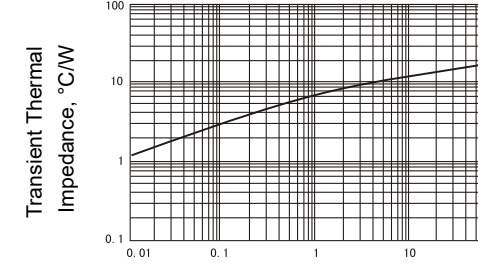
(Ratings at 25°C ambient temperature unless otherwise specified ,Single phase ,half wave ,resistive or inductive load. For capacitive load,derate by 20%.)

Notes:

- 1.Pulse test: 300μs pulse width,1% duty cycle
- 2.P.C.B. mounted 0.55 X 0.55"(14 X 14mm) copper pad areas
- 3.Measured at 1MHz and reverse voltage of 4.0 volts

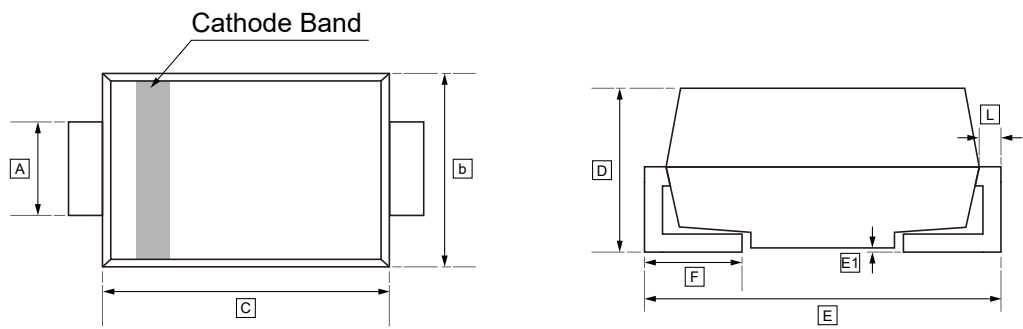


5. Typical characteristic

	
Figure 1: Forward Current Derating Curve	Figure 2: Maximum Non-repetitive Peak Forward Surge Current
	
Figure 3: Typical Instantaneous Forward Characteristics	Figure 4: Typical Reverse Characteristics
	
Figure 5: Typical Junction Capacitance	Figure 6: Typical Transient Thermal Impedance



6.SMB Package Outline Dimensions

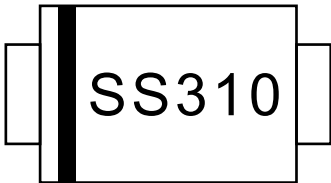


DIMENSIONS (mm are the original dimensions)

Symbol	A	b	C	D	E	E1	F	L
Min	1.95	3.30	4.06	2.13	5.10	0	0.76	0.152
Max	2.20	3.94	4.57	2.44	5.59	0.2	1.52	0.305



7 .Ordering information



Order Code	Marking	Package	Base QTY	Delivery Mode
UMW SS32B	SS32	SMB	3000	Tape and reel
UMW SS33B	SS33	SMB	3000	Tape and reel
UMW SS34B	SS34	SMB	3000	Tape and reel
UMW SS35B	SS35	SMB	3000	Tape and reel
UMW SS36B	SS36	SMB	3000	Tape and reel
UMW SS38B	SS38	SMB	3000	Tape and reel
UMW SS310B	SS310	SMB	3000	Tape and reel
UMW SS315B	SS315	SMB	3000	Tape and reel
UMW SS320B	SS320	SMB	3000	Tape and reel



8.Disclaimer

UMW reserves the right to make changes to all products, specifications. Customers should obtain the latest version of product documentation and verify the completeness and currency of the information before placing an order.

When applying our products, please do not exceed the maximum rated values, as this may affect the reliability of the entire system. Under certain conditions, any semiconductor product may experience faults or failures. Buyers are responsible for adhering to safety standards and implementing safety measures during system design, prototyping, and manufacturing when using our products to prevent potential failure risks that could lead to personal injury or property damage.

Unless explicitly stated in writing, UMW products are not intended for use in medical, life-saving, or life-sustaining applications, nor for any other applications where product failure could result in personal injury or death. If customers use or sell the product for such applications without explicit authorization, they assume all associated risks.

When reselling, applying, or exporting, please comply with export control laws and regulations of China, the United States, the United Kingdom, the European Union, and other relevant countries, regions, and international organizations.

This document and any actions by UMW do not grant any intellectual property rights, whether express or implied, by estoppel or otherwise. The product names and marks mentioned herein may be trademarks of their respective owners.