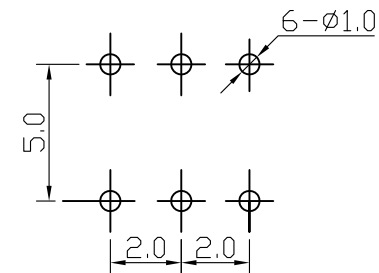
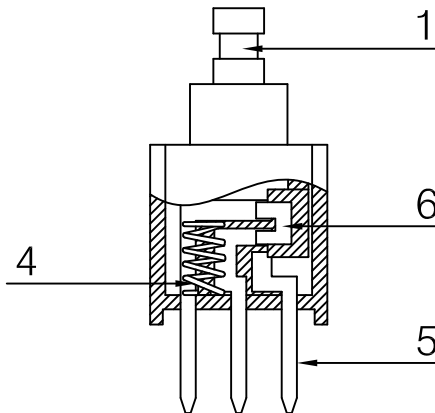
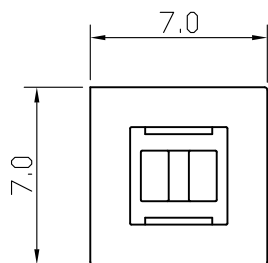
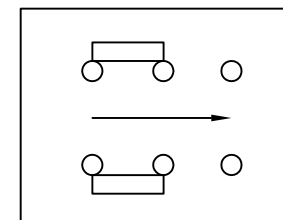
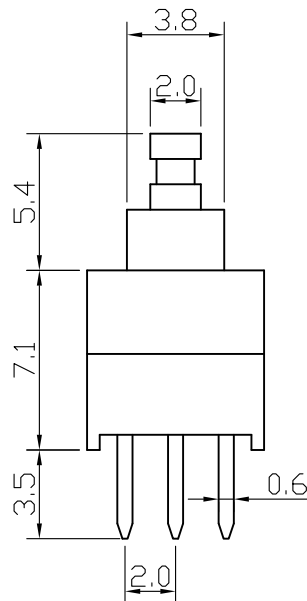
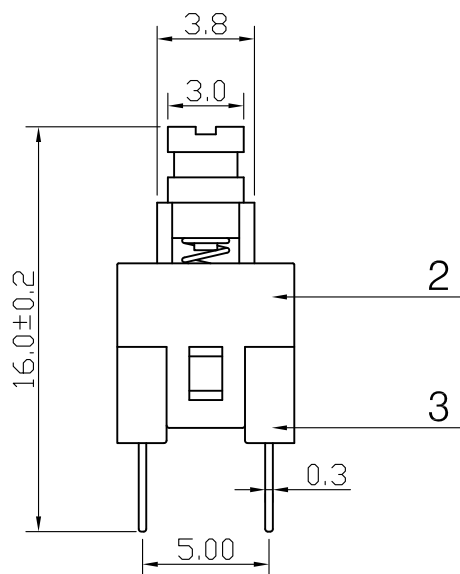


ABIDE BY ROHS



PCB Layout Recommended



Circuit Diagram

⑥	Contact		1	Phosphor Bronze	Plating silver	
⑤	Terminal		6	Brass	Plating silver	
④	Spring		1	SWC		
③	Base		1	PA66 G30	Black	
②	Cover		1	POM	Gray	
①	Keystoke		1	POM	Blue	
ITEM	PART NAME	TER'NO.	QTY.	MATERIAL	FINISHING	REMARK

APPROVALS			DATE		浙江创都电子科技有限公司								
DRAWN				2005.10.24									
CHECKED						TITLE:		7.0无无锁按键开关					
APPROVALS						PART NO.		KFC-22W77-GT-PBTK					
TOLERANCES ARE		30~以上		±0.30		ANGLE		UNIT: mm		SCALE: 3:1		PROJ. 	
		10~30		±0.20									
		5~10		±0.15									
		~ 5		±0.10									
				±2'		DRAWING NO.				SHEET 1 OF			

ECN NO.	REV.	DATE.	DESCRIPTION.	CHANGE.	CHECK.	APPRO.
	A		NEW			