ABIDE BY ROHS

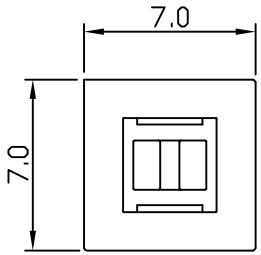

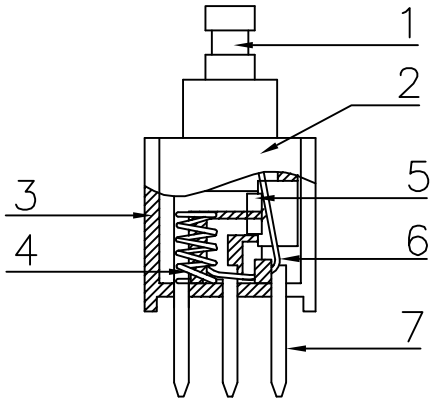

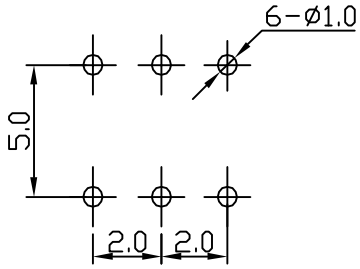

PCB Layout (Pattern Side)

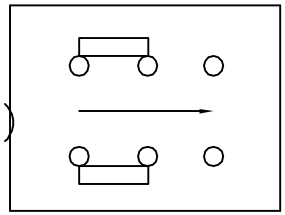

Circuit Diagram

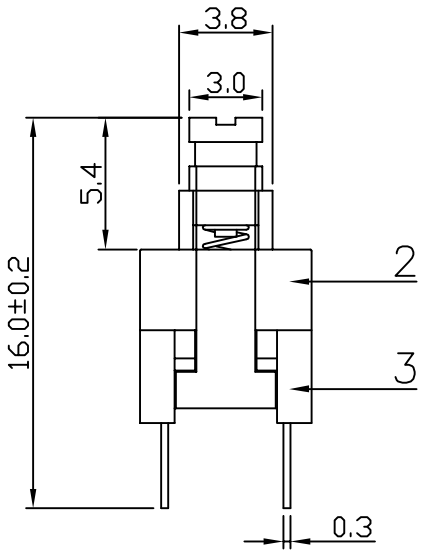

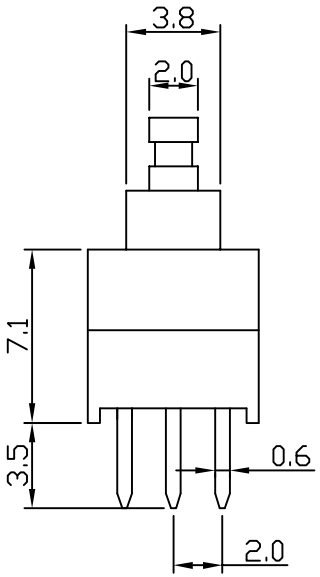

规格 ：

1. 额定值 ： DC30V
2. 接触电阻: 100mΩ Max
3. 绝缘阻抗 :100MΩMin DC250V
4. 耐电压 ： AC250V (50-60Hz) 1分钟
5. 全行程力: 240±50gf
6. 寿命测试 ： 100,000 Cycles
7. 全行程 ： 2.4±0.2 mm

ITEM	PART NAME	TER'NO.	QTY.	MATERIAL	FINISHING	REMAP
⑦	Terminal	——	1	Brass(0.40t)	Plating Silver	——
⑥	Hookpin	——	1	Stainless Steel	Natural	——
⑤	Contact	——	1	Copper-Silver Composite	Natural	——
④	Spring	——	1	Stainless Steel	Natural	——
③	Base	——	1	PA66	Black	——
②	Cover	——	1	PA66	White	——
①	Keystoke	——	1	PA66	Blue	——

APPROVALS		DATE	浙江创都电子科技有限公司		
DRAWN					
CHECKED			LE:	7.0 按键开关	
APPROVALS			PART NO.	KFC-22Z77-GT-PPAK	
TOLERANCES ARE	30<L ±0.30; 10<L≦30 ±0.20; 5<L≦10 ±0.15; L≦5 ±0.10	ANGLE ±2°	UNIT: mm	SCALE: 1:1	PROJ: ⊕ I
			DRAWING NO.	——	SHEET 1 OF 1

ECN NO.	REV.	DATE.	DESCRIPTION.	CHANGE.	CHECK.	APPRO.
——	A	——	NEW	——	——	——