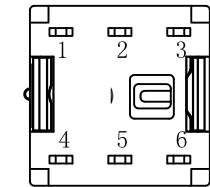
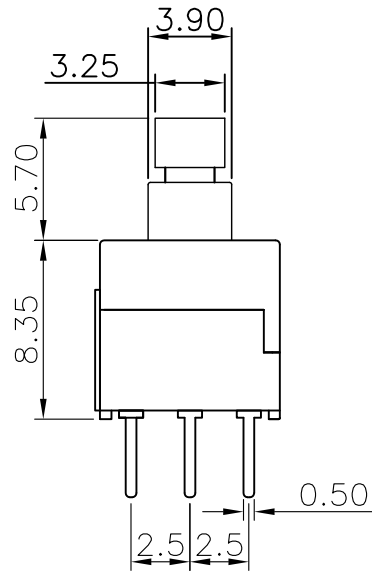
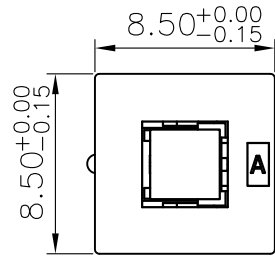
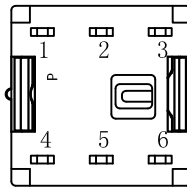
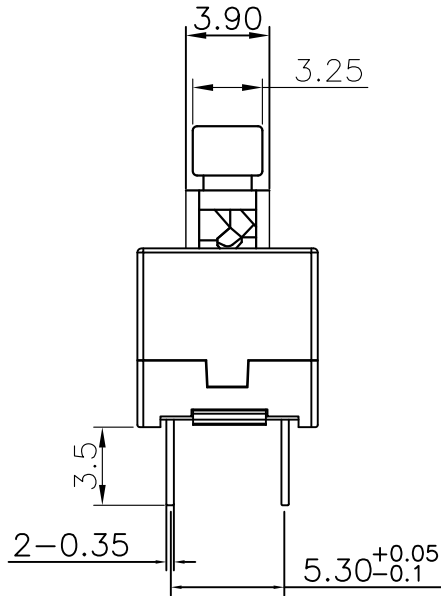


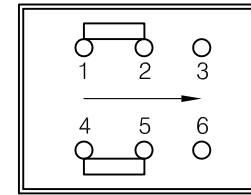
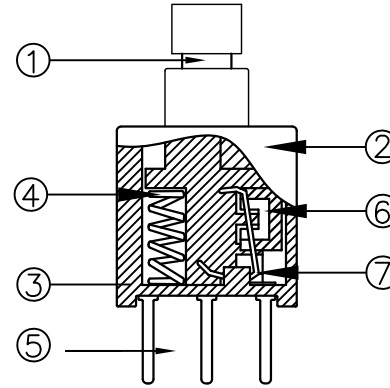
ABIDE BY ROHS



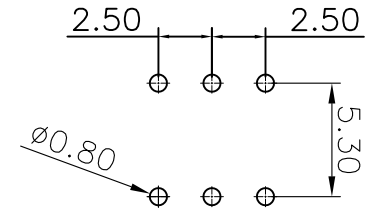
BOTTOM VIEW



BOTTOM VIEW



Circuit Diagram



PCB Layout Recommended

⑦	Hookpin		1	Corbon Steel		
⑥	Contact		1	Copper-Silver Composite		
⑤	Terminal		6	Brass /PBT	Plating Silver	
④	Spring		1	SWC		
③	Base		1	PBT	Black	
②	Cover		1	POM	Gray	
①	Keystoke		1	POM	White	
ITEM	PART NAME	TER'NO.	QTY.	MATERIAL	FINISHING	REMARK

APPROVALS		DATE	浙江创都电子科技有限公司			
DRAWN		2006.11.28				
CHECKED			TITLE:	8.5无锁 -		
APPROVALS			PART NO.	KFC-22W85-GTFN-PBTK		
TOLERANCES ARE	30<L	±0.30	ANGLE	UNIT: mm	SCALE: 2:1	PROJ: ①
	10<L≤30	±0.20				
	5<L≤10	±0.15				
	L≤5	±0.10	±2°	DRAWING NO.		SHEET 1 OF 1

	A		NEW			
ECN NO.	REV.	DATE.	DESCRIPTION.	CHANGE.	CHECK.	APPRO.