THIS DRAWING IS UNPUBLISHED: ~~RELEASED FOR PUBLICATION~~ 2017
© COPYRIGHT 2017 TE Connectivity Germany GmbH ALL RIGHTS RESERVED.

LETTERS/TRIANGLES ARE INSERTED AND SELECTED IN NOTES ALTERNATIVELY BY SYMBOL (INDEX)
Buchstaben/Dreiecke sind in den Bemerkungen mittels Symbol (INDEX) eingefuegt u. ausgewaehlt

Project-Number PRJ-16-000908577

REVISIONS

P	LTR	DESCRIPTION	DATE	DWN	APVD
	A5	ECR-18-006432	27APR2018	AN	KK
	A6	ECR-19-006563	25APR2019	KK	AB
	A7	DEFINITION OF GOOD PART MARKING	22APR2021	MAH.	SCHO
	A8	PCN-22-142062	07JUL2022	FRAN	SCHO

3:1

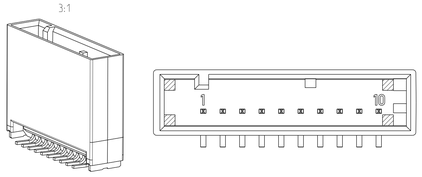

x-2314513-2 Coding B

3:1

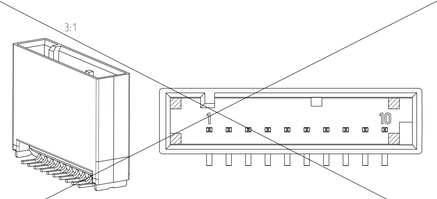

x-2314513-3 Coding C

3:1

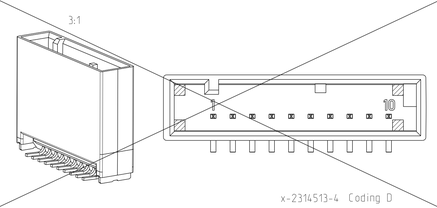

x-2314513-4 Coding D

3:1

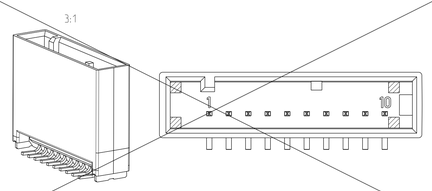

x-2314513-5 Coding E

3:1

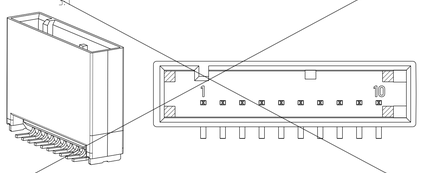

x-2314513-6 Coding F

3:1

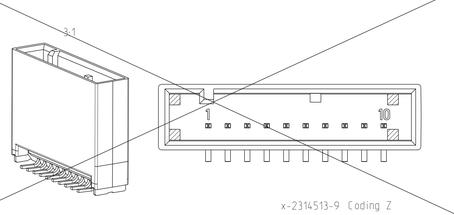

x-2314513-9 Coding Z

A-A

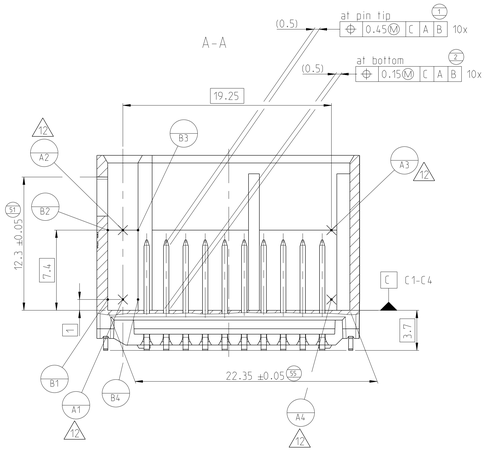

B-B

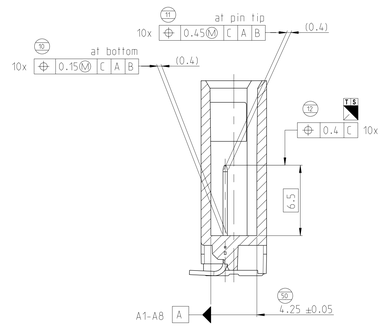

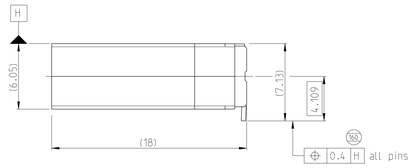

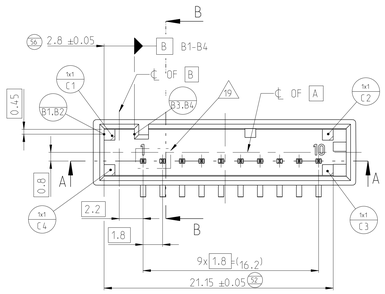

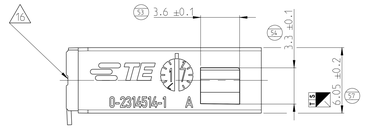

A
10:1

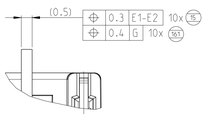

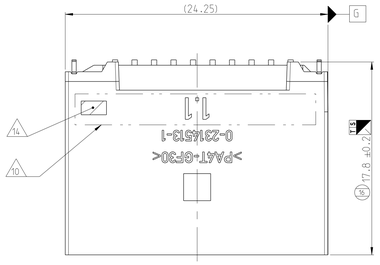

D-D

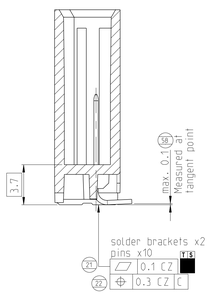

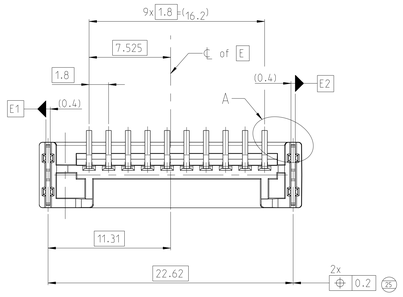

NOTES
Bemerkungen

30 1 PRESS OUT FORCE FOR NANOMQS CONTACT >15N WITH FEED RATE 25mm/min
Kontaktausdrueckkraft fuer NanoMQS Kontakt >15N mit Vorschubgeschwindigkeit 25mm/min

31 2 PRESS OUT FORCE FOR SOLDER BRACKET >60N WITH FEED RATE 25mm/min
Kontaktausdrueckkraft fuer Loetblech >60N mit Vorschubgeschwindigkeit 25mm/min

32 3 INTERFACES ACC. TO 208-18060. REV. A1 AND 114-94000-17. REV. B1
Schnittstellen nach 208-18060. Rev. A1 und 114-94000-17. Rev. B1

33 4 INTERFACE IS NOT PART OF PPAP; TE CONNECTIVITY IS RESPONSIBLE FOR CONNECTOR SYSTEM
Schnittstelle ist nicht Bestandteil des PPAP, TE Connectivity ist verantwortlich fuer Stecksystem

34 5 TOLERANCES ACC. TO DIN EN ISO 8015, DIN EN ISO 14405-1
GENERAL TOL. ACC. TO DIN 16742 TG5, EXCEPT ANGLE DIM. (SEE TITLE BLOCK)
Tolerierung nach DIN EN ISO 8015, DIN EN ISO 14405-1
Allgemeintoleranzen nach DIN 16742 TG5, ausser Winkelmasse (siehe Schriftkopf)

35 6 PACKAGING IN TAPE & REEL ACC. TO V2314513
Verpackung in Tape & Reel nach V2314513

36 7 SOLDER BRACKET SURFACE 3-8µm Sn OVER 1.0-2.5µm Ni
Loetblechoberflaeche 3-8µm Sn ueber 1.0-2.5µm Ni

37 8 CONTACT SURFACE SOLDER SIDE 3-8µm Sn OVER 1.0-2.5µm Ni, MATING SIDE Sn ACC. 114-94201
Kontaktoberflaeche Loetseitig 3-8µm Sn ueber 1.0-2.5µm Ni, Steckseite Sn nach 114-94201

38 9 FOR MISSING DIMENSION SEE CAD-MODEL 2314513-x.
Fehlende Masse sind dem CAD-Model 2314513-x. zu entnehmen

39 10 AREA OF GOOD PART MARKING: WITH PUNCH MARK OR LASER MARKING
Bereich der Gutteilmarkierung: Mit Koernerpunkt oder Lasermarkierung

40 11 ELECTRICAL 100% FINAL INSPECTION FOR CONTINUITY AND SHORT CIRCUIT
AS WELL AS EXISTENCE OF ALL CONTACTS
Elektrische 100% Endpruefung auf Durchgang und Kurzschluss,
sowie das Vorhandensein aller Kontakte

41 12 REFERENCE POINTS A5,6,7,8 ARE ON OPPOSITE SITE OF A1,2,3,4
Bezugspunkte zu A5,6,7,8 auf gegenueberliegender Seite von A1,2,3,4

42 13 SOLDERING PROCESS: LEAD-FREE REFLOW SOLDERING IN REFERENCE TO JEDEC J-STD-020D
Loetprozess: Bleifreies Loeten in Anlehnung an JEDEC J-STD-020D

43 14 COLOURED IDENTIFICATION MARK FOR C-SAMPLES
Farbliche Markierung fuer C-Muster

44 15 -
-

45 16 CUT OUT WITH PLAIN STAMPING EDGES
Ausschnitt mit blanken Stanzkanten

46 17 -
-

47 18 FURTHER VARIANT SEE FAMILY DRAWING 2331612
Weitere Varianten siehe Familien Zeichnung 2331612

48 19 PINS OPTIONAL ALLOWED, BUT AT CPA-CONNECTOR WITHOUT ELECTRIC FUNCTION
Pins optional zulaessig, aber bei CPA-stecker ohne elektrische Funktion

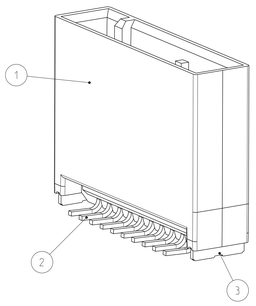

POSSIBLE PCB LAYOUT
CUSTOMER IS RESPONSIBLE FOR LAYOUT
Moegliches Leiterplattenlayout
Kunde ist fuer Leiterplattenlayout verantwortlich

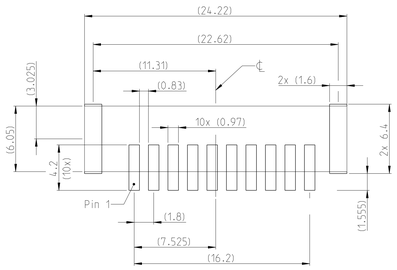

SERIES

x- -1	x- -2	x- -3	x- -4	n/a	n/a	x- -9	PN: 2282268 - suitable Receptacle Housing w/o CPA					
x- -1	x- -2	n/a	n/a	n/a	n/a	n/a	PN: 2333108 - suitable Receptacle Housing w/ CPA					
2	2	2	2	2	2	2	Solder Brackets	-	A	Copper-Alloy	△	-	3
10	10	10	10	10	10	10	NanoMQS Pin	-	A	Copper-Alloy	△	-	2
-	-	-	-	-	-	1	10pos Header Assy	Z	A	PA4T-GF30	waterblue	5021	1
-	-	-	-	-	1	-	10pos Header Assy	F	A	PA4T-GF30	brown	tbd	1
-	-						10pos Header Assy	E	A	PA4T-GF30	green	tbd	1
-	-						10pos Header Assy	D	A	PA4T-GF30	claret-violet	4004	1
-	-						10pos Header Assy	C	A	PA4T-GF30	blue	5005	1
-	1	-	-	-	-	-	10pos Header Assy	B	A	PA4T-GF30	nature	-	1
1	-	-	-	-	-	-	10pos Header Assy	A	A	PA4T-GF30	black	9011	1
							DESCRIPTION	COD.	REV.	MATERIAL	SURFACE/ COLOR	RAL (similar)	POS.
A	A	A	A	A	A	A	Assy. Rev.						
0-x-1	0-x-2	0-x-3	0-x-4	0-x-5	0-x-6	0-x-9	TE PART NUMBER						
1.77	1.77	1.74	1.74	1.77	1.77	1.72	Theoretical Weight (g)						

100% Inspection
cmk >= 1.67
Gauge Inspection

THIS DRAWING IS A CONTROLLED DOCUMENT.
DIMENSIONS: mm
TOLERANCES UNLESS OTHERWISE SPECIFIED:
1 PLC ±0°
2 PLC ±0.5°
3 PLC ±0.25°
ANGLES ±5°
FINISH -
MATERIAL -
-

DWN AJAY NAIK 03JAN2017
CHK Kareppa K 03JAN2017
APVD A. Burkhard 05JAN2017
PRODUCT SPEC 108-94871 (A8)
APPLICATION SPEC -
WEIGHT SEE TABLE
CUSTOMER DRAWING

TE Connectivity
NAME 10pos NanoMQS 180 DEG SMD, Assembly
SIZE A0 CAGE CODE 00779 DRAWING NO C-2314513 RESTRICTED TO -
SCALE 5:1 SHEET 1 OF 1 REV A8

0-2314513-1 AS SHOWN
wie gezeichnet

printed on 7 Jul 2022 13:55 (Mitteleuro from T2220442)