

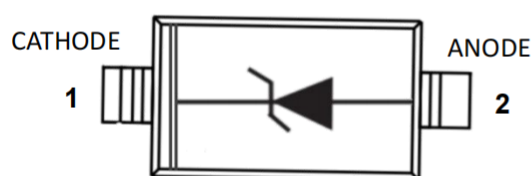
Features

- Low Zener Impedance
- Power Dissipation of 500mW
- High Stability and High Reliability
- Halogen free and RoHS compliant
- SOD123 surface mount package

Applications

- General voltage regulation
- Mobile & handheld systems
- Household Electric Appliances
- Industrial automation
- communication field

Pin Configuration



SOD123



Maximum Ratings & Thermal Characteristics

(Tamb=25°C unless otherwise specified)

Parameter	Symbol	Value	Unit
Forward Voltage @ IF=10mA	VF	0.9	V
Power Dissipation	PD	500	mW
Thermal Resistance (Junction-to-Ambient)	RθJA	340	°C/W
Junction Temperature Range	TJ	-55 ~ +150	°C
Storage Temperature Range	TSTG	-55 ~ +150	°C

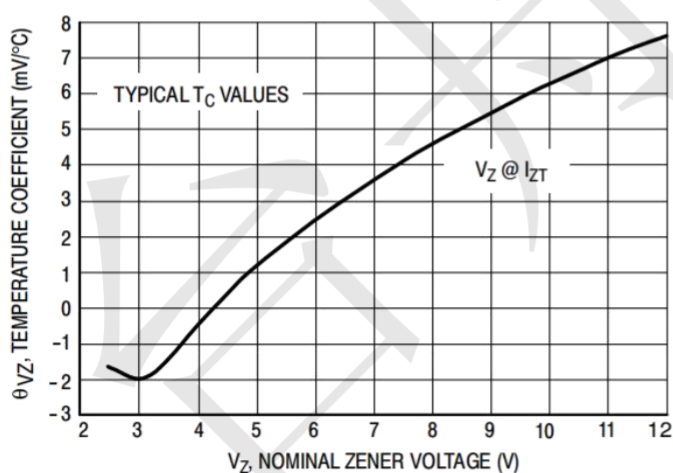
Electrical Characteristics (TA=25°C unless otherwise specified)

Part Number	Marking	Zener Voltage				Leakage Current	
		Vz (Volts)			@ IZT	IR @ VR	
		Min	Nom	Max	μA	μA	Volts
MMSZ4679T1G -TP	WY	1.90	2.0	2.10	50	5	1
MMSZ4681T1G -TP	WX	2.28	2.4	2.52	50	2	1
MMSZ4682T1G -TP	W1	2.565	2.7	2.835	50	1	1
MMSZ4683T1G -TP	W2	2.85	3.0	3.15	50	0.8	1
MMSZ4684T1G -TP	W3	3.13	3.3	3.47	50	7.5	1.5
MMSZ4685T1G -TP	W4	3.42	3.6	3.78	50	7.5	2
MMSZ4686T1G -TP	W5	3.70	3.9	4.10	50	5	2
MMSZ4687T1G -TP	W6	4.09	4.3	4.52	50	4	2
MMSZ4688T1G -TP	W7	4.47	4.7	4.94	50	10	3
MMSZ4689T1G -TP	W8	4.85	5.1	5.36	50	10	3
MMSZ4690T1G -TP	W9	5.32	5.6	5.88	50	10	4
MMSZ4691T1G -TP	WA	5.89	6.2	6.51	50	10	5
MMSZ4692T1G -TP	WB	6.46	6.8	7.14	50	10	5.1
MMSZ4693T1G -TP	WC	7.13	7.5	7.88	50	10	5.7
MMSZ4694T1G -TP	WD	7.79	8.2	8.61	50	1	6.2
MMSZ4696T1G -TP	WE	8.65	9.1	9.56	50	1	6.9
MMSZ4697T1G -TP	WF	9.50	10	10.50	50	1	7.6
MMSZ4698T1G -TP	WG	10.45	11	11.55	50	0.05	8.4
MMSZ4699T1G -TP	WH	11.40	12	12.60	50	0.05	9.1
MMSZ4700T1G -TP	WI	12.35	13	13.65	50	0.05	9.8
MMSZ4702T1G -TP	WJ	14.25	15	15.75	50	0.05	11.4
MMSZ4703T1G -TP	WK	15.20	16	16.80	50	0.05	12.1
MMSZ4705T1G -TP	WL	17.10	18	18.90	50	0.05	13.6

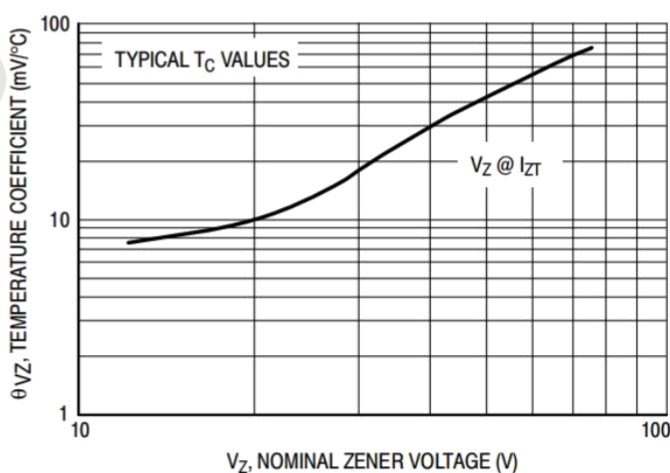
Electrical Characteristics (TA=25°C unless otherwise specified)

Part Number	Marking	Zener Voltage				Leakage Current	
		V _Z (Volts)			@ I _{ZT}	I _R @ V _R	
		Min	Nom	Max	μA	μA	Volts
MMSZ4707T1G -TP	WM	19.00	20	21.00	50	0.01	15.2
MMSZ4708T1G -TP	WN	20.90	22	23.10	50	0.01	16.7
MMSZ4709T1G -TP	WO	22.80	24	25.20	50	0.01	18.2
MMSZ4711T1G -TP	WP	25.65	27	28.35	50	0.01	20.4
MMSZ4713T1G -TP	WQ	28.50	30	31.50	50	0.01	22.8
MMSZ4714T1G -TP	WR	31.35	33	34.65	50	0.01	25.0
MMSZ4715T1G -TP	WS	34.20	36	37.80	50	0.01	27.3
MMSZ4716T1G -TP	WT	37.05	39	40.95	50	0.01	29.6
MMSZ4717T1G -TP	WU	40.85	43	45.15	50	0.01	32.6

Typical Characteristics Curves

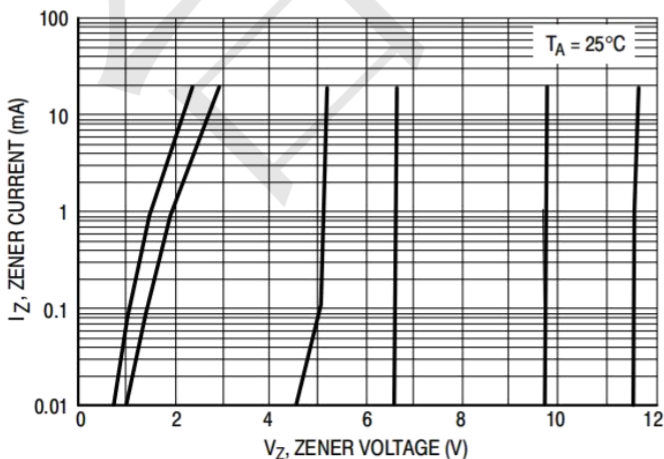
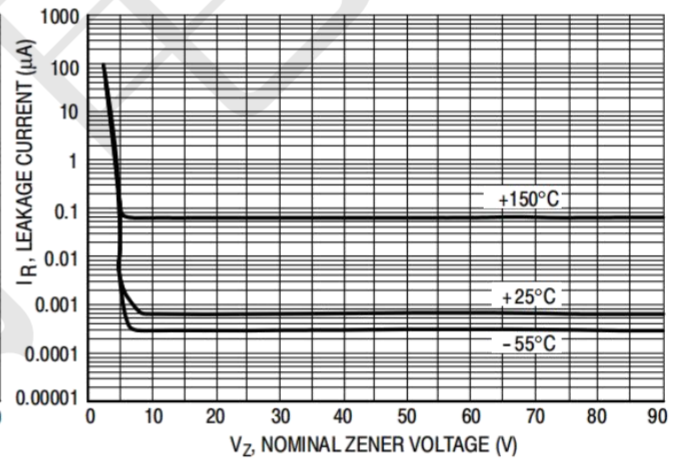
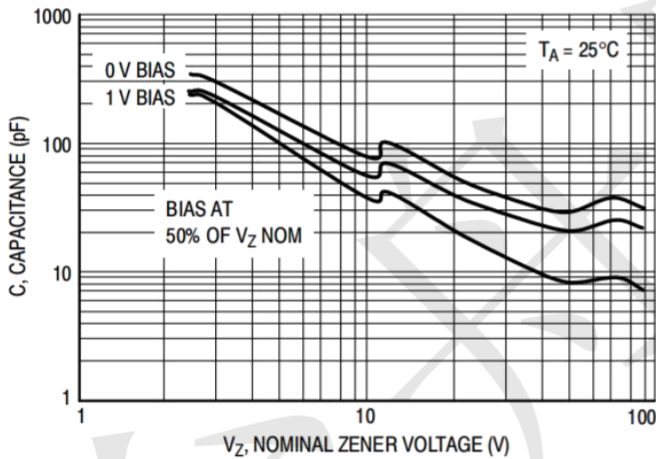
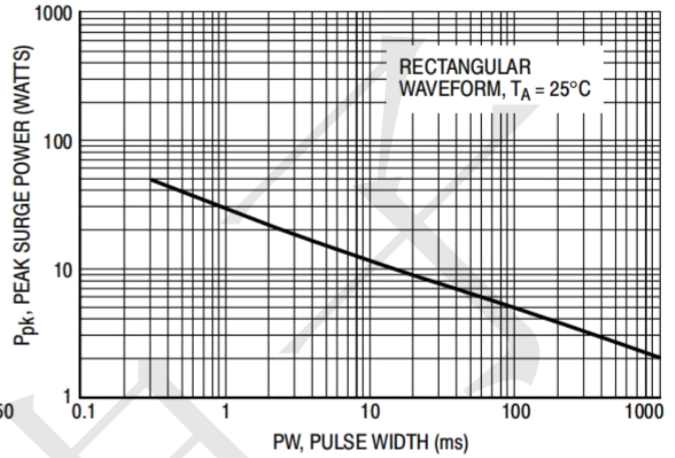
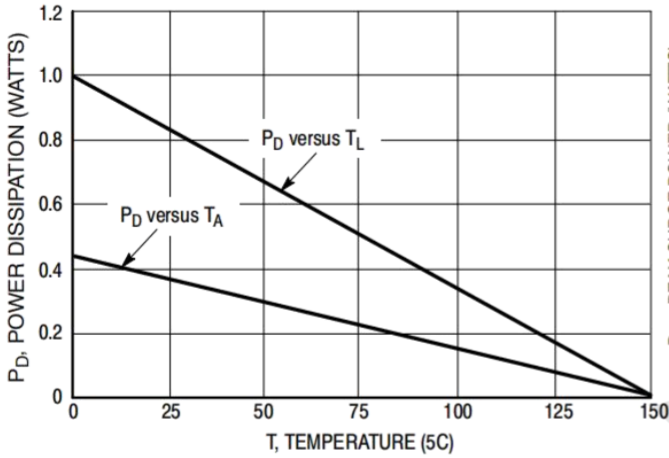


Temperature Coefficients
(Temperature Range -55°C to +150°C)



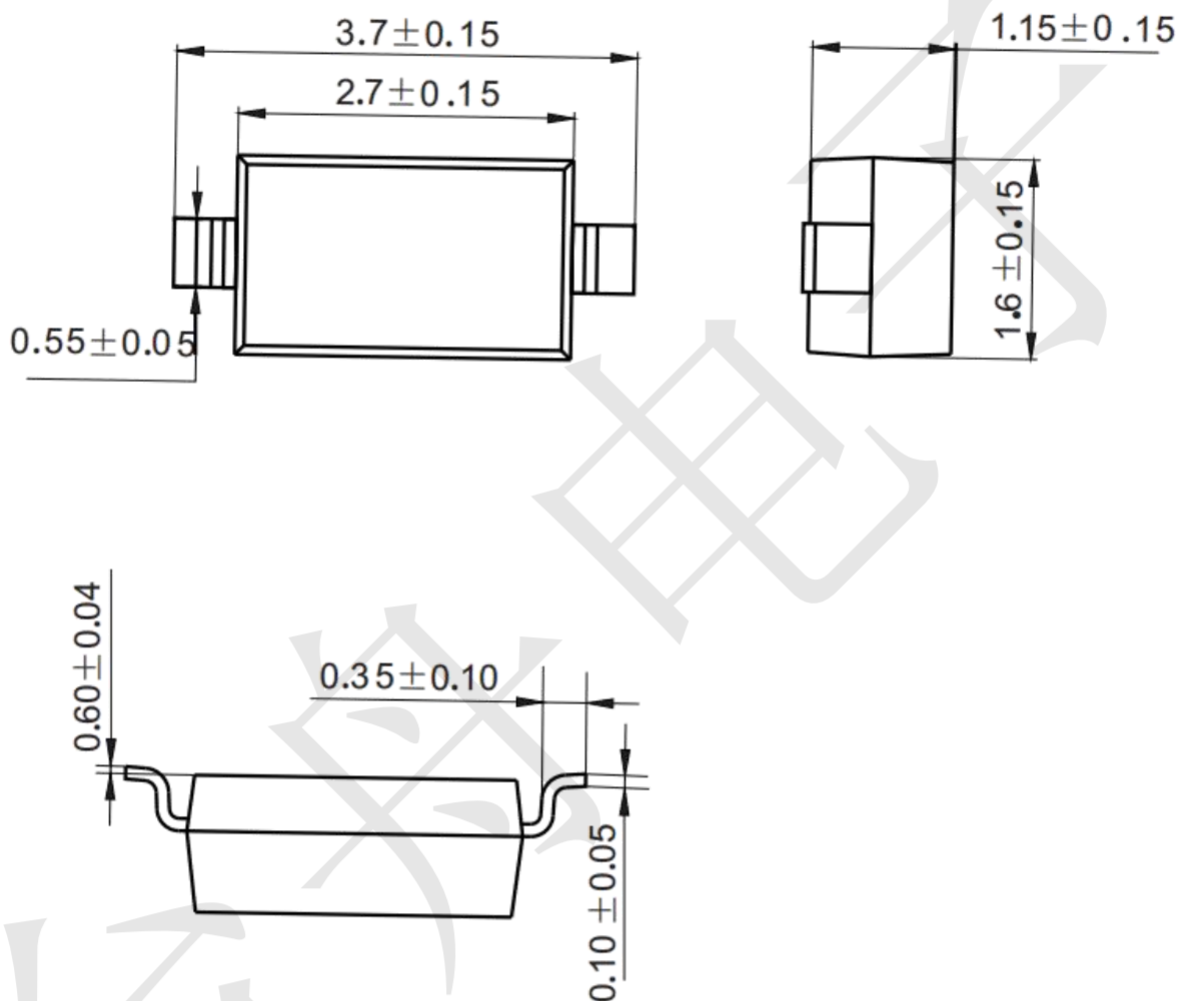
Temperature Coefficients
(Temperature Range -55°C to +150°C)

Typical Characteristics Curves



Package Outline Dimensions (unit: mm)

SOD123



Mounting Pad Layout (unit: mm)

