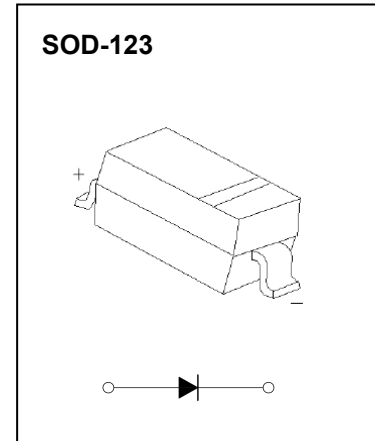


1N5817W-1N5819W SCHOTTKY BARRIER DIODE

FEATURES

For use in low voltage, high frequency inverters
Free wheeling, and polarity protection applications.



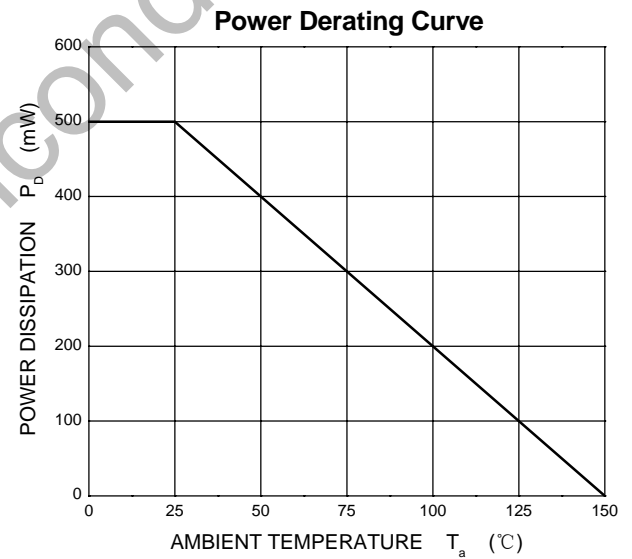
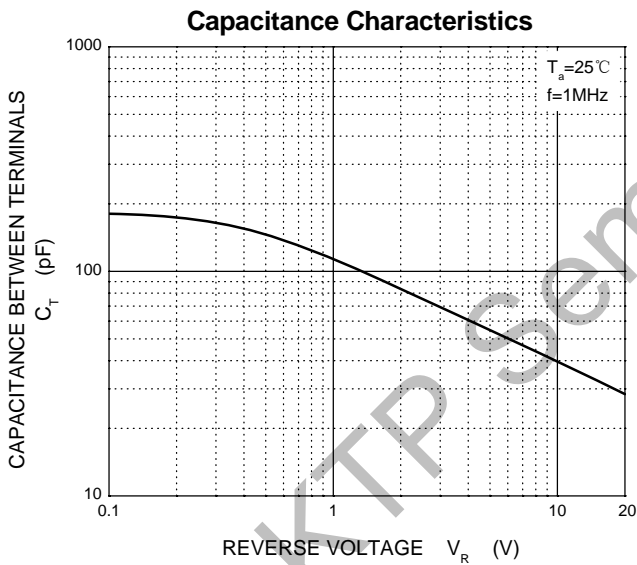
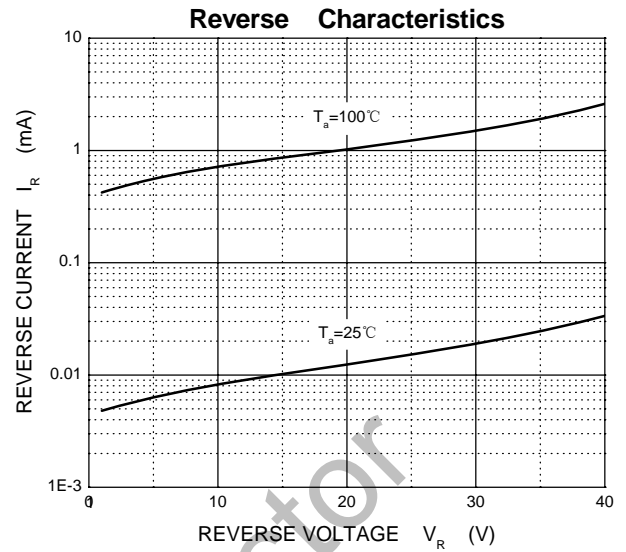
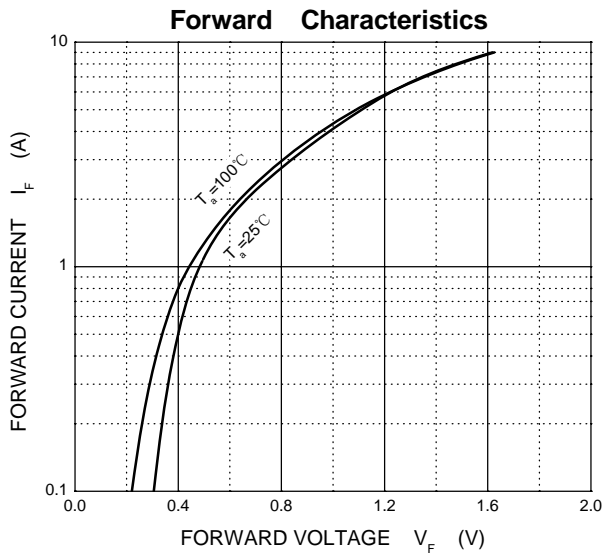
Maximum Ratings and Electrical Characteristics, Single Diode @Ta=25°C

Parameter	Symbol	1N5817W	1N5818W	1N5819W	Unit
Non-Repetitive Peak Reverse Voltage	V_{RM}	20	30	40	V
Peak Repetitive Peak Reverse Voltage Working Peak Reverse Voltage DC Blocking Voltage	V_{RRM} V_{RWM} V_R	20	30	40	V
RMS Reverse Voltage	$V_{R(RMS)}$	14	21	28	V
Average Rectified Output Current	I_O	1			A
Peak Forward Surge Current @t=8.3ms	I_{FSM}	9			A
Repetitive Peak Forward Current	I_{FRM}	1.5			A
Power Dissipation	P_d	500			mW
Thermal Resistance Junction to Ambient	$R_{\theta JA}$	250			°C/W
Storage Temperature	T_{STG}	-55~+150			°C

ELECTRICAL CHARACTERISTICS (Ta=25°C unless otherwise specified)

Parameter	Symbol	Test conditions	Min	Max	Unit	
Reverse breakdown voltage	$V_{(BR)}$	$I_R=1mA$				
		1N5817W	20		V	
		1N5818W	30			
Reverse voltage leakage current	I_R	$V_R=20V$				
		1N5817W		1	mA	
		1N5818W				
Forward voltage	V_F	1N5817W	$I_F=1A$	0.45		V
			$I_F=3A$	0.75		
		1N5818W	$I_F=1A$	0.55		V
			$I_F=3A$	0.875		
		1N5819W	$I_F=1A$	0.6		V
			$I_F=3A$	0.9		
Diode capacitance	C_D	$V_R=4V, f=1MHz$		120	pF	

Typical Characteristics



PACKAGE OUTLINE

Plastic surface mounted package; 2 leads

SOD-123

