
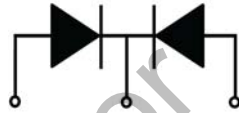


20A SCHOTTKY BARRIER RECTIFIER

<p>MBR20100SCT</p> <p>Features:</p> <ul style="list-style-type: none"> <input type="checkbox"/> Low power loss, high efficiency. High surge capacity <input type="checkbox"/> For use in low voltage, high frequency inverters, free wheeling, and polarity protection applications. <input type="checkbox"/> Metal silicon junction, majority carrier conduction. <input type="checkbox"/> High current Capability, low forward voltage drop. <input type="checkbox"/> Guard ring for over voltage protection. 	<p style="text-align: right;">TO-220 </p> <div style="text-align: center;">  <p>1 2 3</p>  <p>1. Anode 2. Cathode 3. Anode</p> </div>
--	--

Absolute Maximum Ratings (Ta=25°C unless otherwise noted)

Parameter	Symbol	Value	Unit
Maximum Recurrent Peak Reverse Voltage	V_{RRM}	100	V
Maximum RMS Voltage	V_{RMS}	70	V
Maximum DC Blocking Voltage	$V_{R(DC)}$	100	V
Maximum Average Forward Current	$I_{F(AV)}$	20	A
Peak Forward Surge Current: 8.3ms single half sine-wave superimposed on rated load (JEDEC method)	I_{FSM}	200	A
Maximum Forward Voltage	V_F	0.68	V
Maximum DC Reverse Current	$T_j=25^\circ\text{C}$	0.1	mA
	$T_j=125^\circ\text{C}$	20	mA
Maximum Operating Junction Temperature	T_j	150	°C
Storage Temperature	T_{stg}	-40~+150	°C

Typical Characteristics

RATING AND CHARACTERISTIC CURVES

FIG. 1- FORWARD CURRENT DERATING CURVE

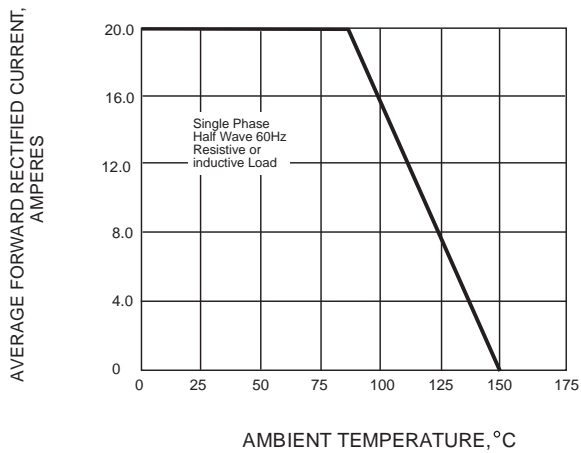


FIG. 2-MAXIMUM NON-REPETITIVE PEAK FORWARD SURGE CURRENT

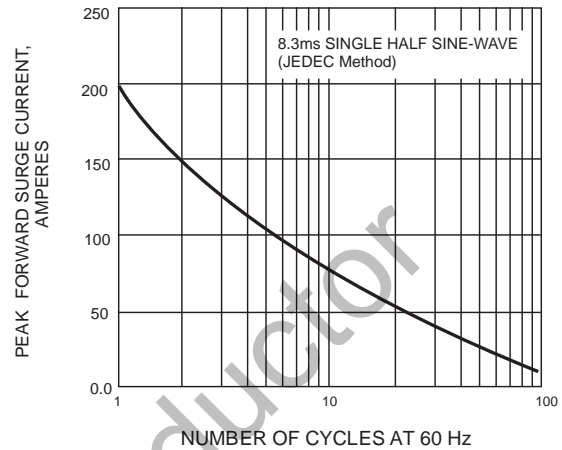


FIG. 3-TYPICAL INSTANTANEOUS FORWARD CHARACTERISTICS

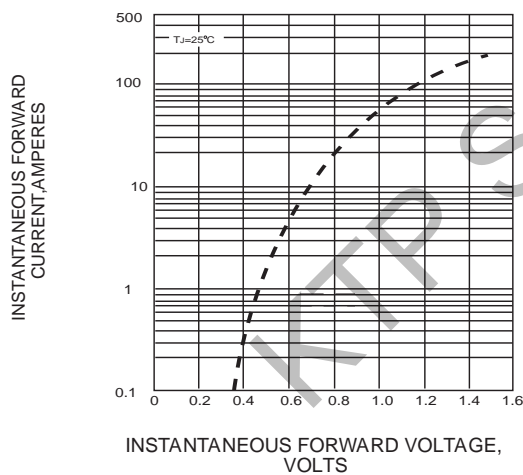
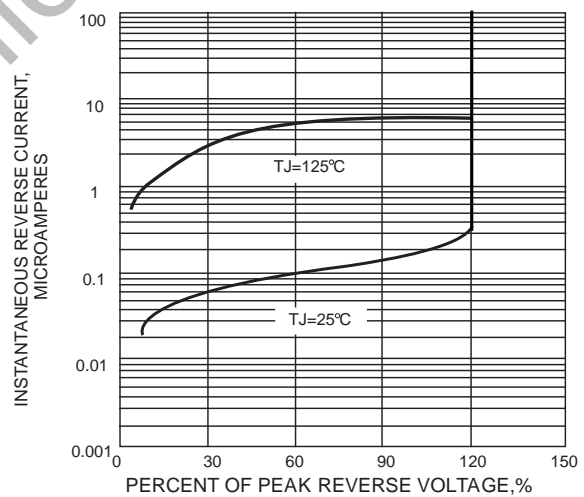


FIG. 4-TYPICAL REVERSE CHARACTERISTICS



Package Dimension

TO-220

Unit: mm

