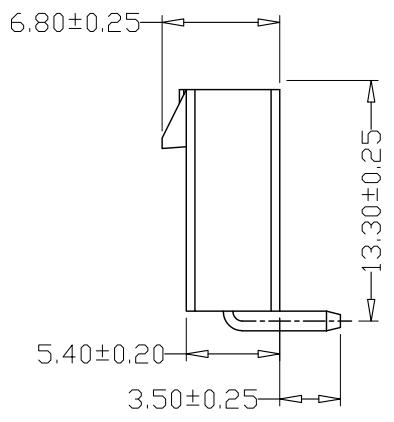
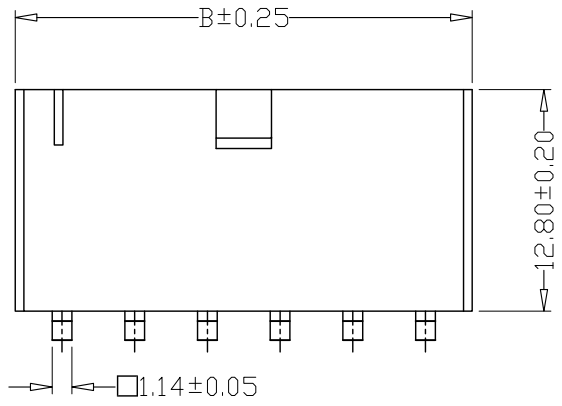
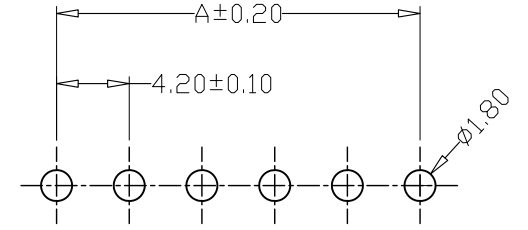
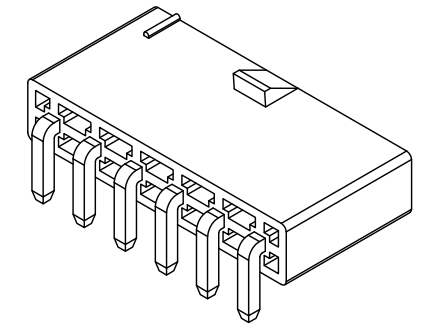
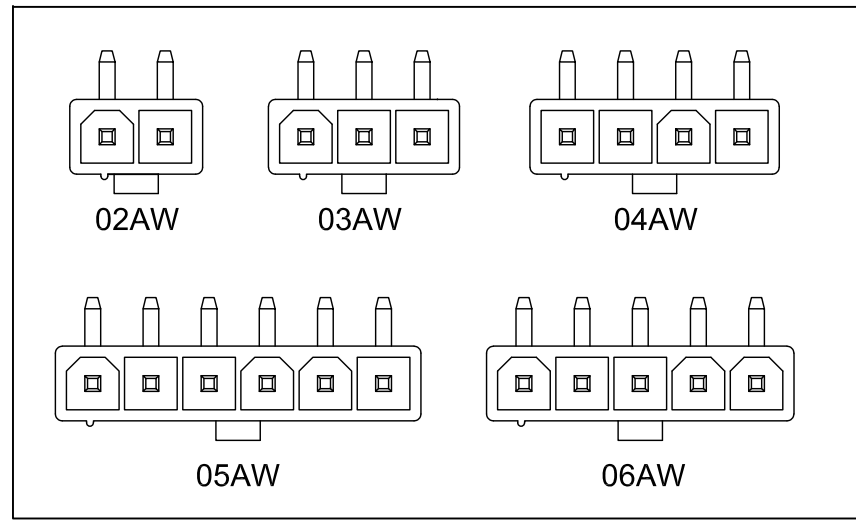
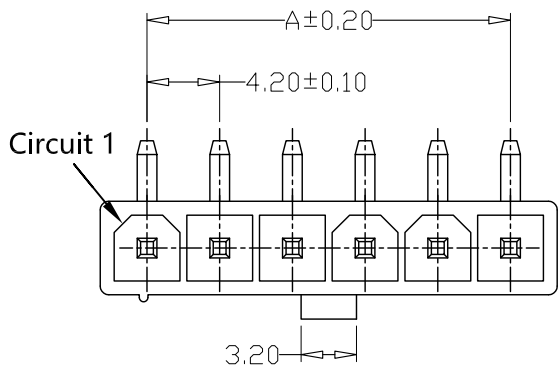


版本 REV.	日期 DATE	ECN NO.	变更内容 DESCRIPTION	制图 DRAWN



PCB LAYOUT

PIN	尺寸 (mm)	
	A	B
-02AW	4.20	9.60
-03AW	8.40	13.80
-04AW	12.6	18.00
-05AW	16.80	22.20
-06AW	21.00	26.40

SPECIFICATIONS

- 1、Current Rating: 7A AC, DC
- 2、Voltage Rating: 600V AC, DC
- 3、Temperatuer Range: -25°C~+85°C
- 4、Contact Resistance: 20mΩ Max
- 5、Insulation Resistance: 1000MΩ Min
- 6、Withstanding Voltang: 1500V AC/minute
- 7、Material:Wafer PA66,UL94V-2  
PIN Brass Tin-plated

GENERAL TOLERANCE		制图 Mapping	H Y	料号 PART NO.	FG-5557-NAW	版本 REV.	A
X±0.25	X.°±2°	审核 Audit	L P J	品名 TITLE	5557 (5569) 单排弯针 WAFER DIP TYPE	页次 SHEET	1/1
.X±0.25	.X.°±1°	核准 Approved	L Z W	客户料号 CUTM. NO.			
.XX±0.15	.XX.°±0.5°	单位 Units	mm	比例 SCALE	深圳市富港科技有限公司		
.XXX±0.10	.XXX.°±0.5°						