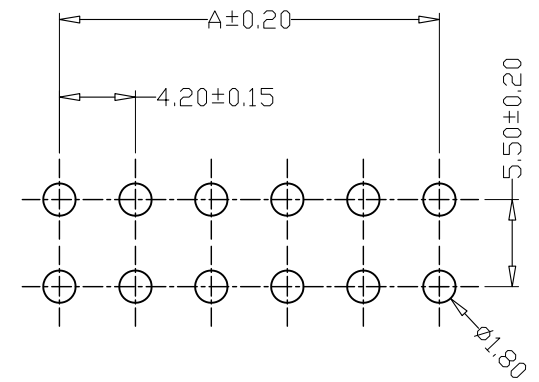
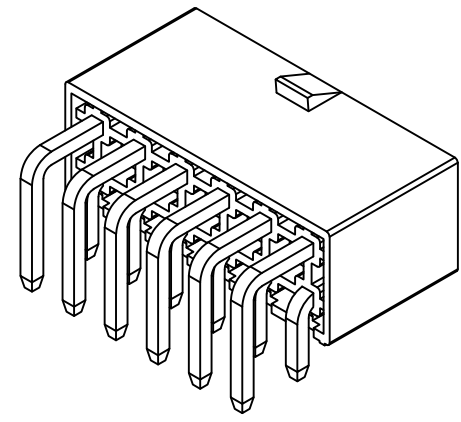
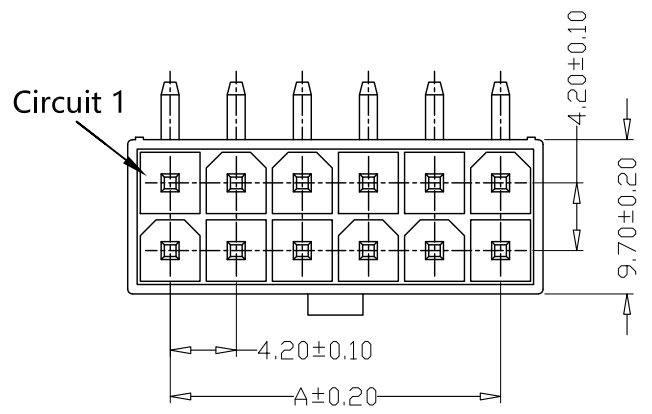


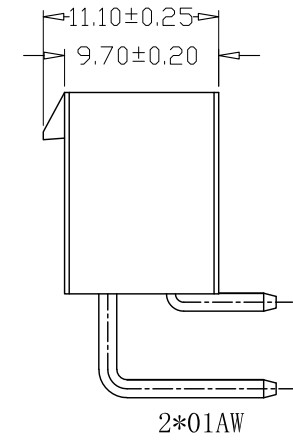
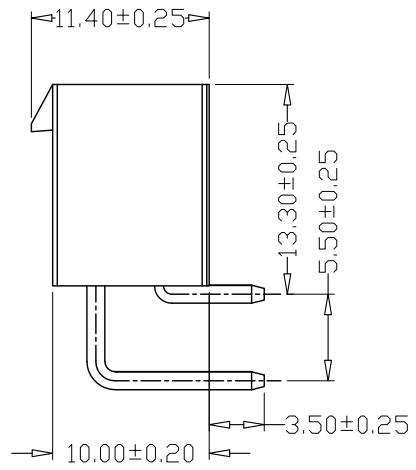
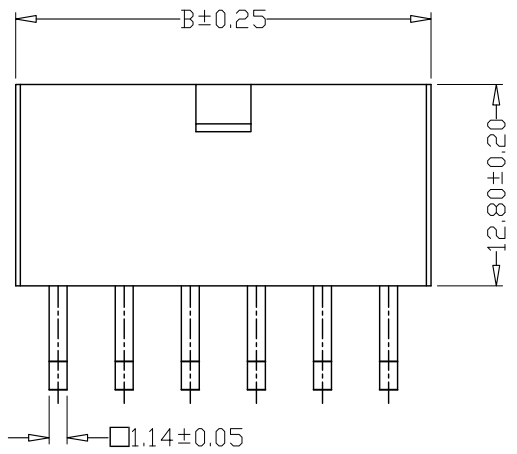
版本 REV.	日期 DATE	ECN NO.	变更内容 DESCRIPTION	制图 DRAWN

SPECIFICATIONS

- 1、Current Rating: 7A AC, DC
- 2、Voltage Rating: 600V AC, DC
- 3、Temperatuer Range: -25°C~+85°C
- 4、Contact Resistance: 20mΩ Max
- 5、Insulation Resistance: 1000MΩ Min
- 6、Withstanding Voltang: 1500V AC/minute
- 7、Material:Wafer PA66, UL94V-2  
PIN Brass Tin-plated



PCB LAYOUT



PIN	尺寸 (mm)	
	A	B
-2*01AW	---	5.40
-2*02AW	4.20	9.60
-2*03AW	8.40	13.80
-2*04AW	12.60	18.00
-2*05AW	16.80	22.20
-2*06AW	21.00	26.40
-2*07AW	25.20	30.60
-2*08AW	29.40	34.80
-2*09AW	33.60	39.00
-2*10AW	37.80	43.20
-2*11AW	42.00	47.40
-2*12AW	46.20	51.60

GENERAL TOLERANCE		制图 Mapping	H Y		料号 PART NO.	FG-5557-2XNAW	版本 REV.	A
X±0.25	X.°±2°	审核 Audit	L P J		品名 TITLE	5557 (5569) 双排弯针 WAFER DIP TYPE	页次 SHEET	1/2
.X±0.25	.X.°±1°	核准 Approved	L Z W		客户料号 CUTM. NO.			
.XX±0.15	.XX.°±0.5°	单位 Units	mm	比例 SCALE	深圳市富港科技有限公司			
.XXX±0.10	.XXX.°±0.5°							