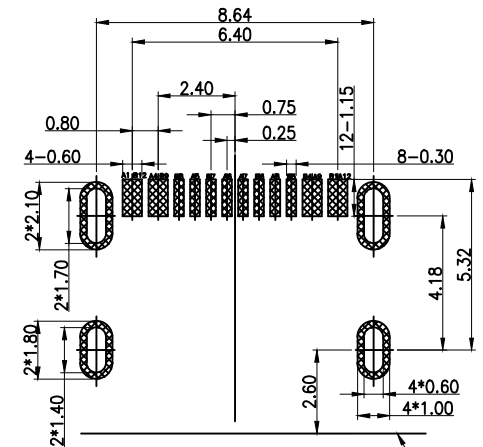
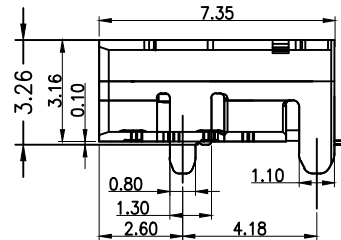
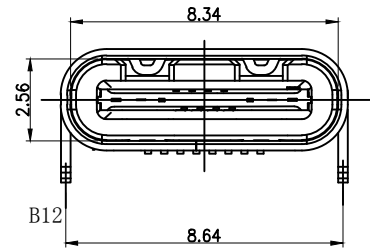
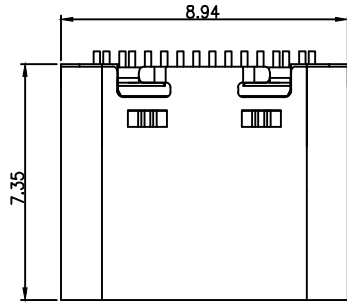


REV.	ECN NO.	DESCRIPTION	DRAW	APPD.	LRT DATE
A	---	新版本发行	孟生	刘静	2019.08.08
A1	---	新版本发行	孟生	刘静	2019.08.18

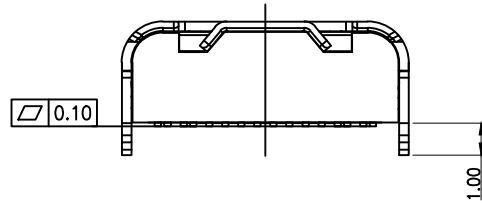
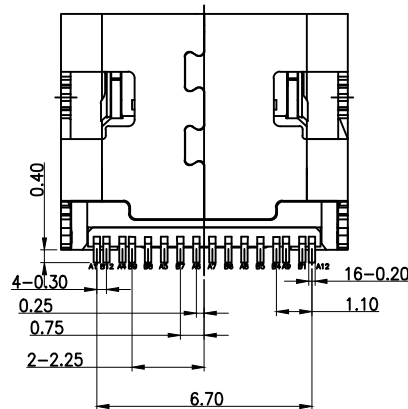
NOTES:

SPECIFICATION:

1. CURRENT RATING: 3.0A MAX
2. VOLTAGE: 100 VAC
3. TEMPERATURE RANGE: -30 °C ~ 85 °C
4. CONTACT RESISTANCE: 40 MILLIONHM MAX
5. INSULATION RESISTANCE: 100 MEGOHMS MIN.
6. LNSERTION FORCE : 5N~20N
7. UNMATING FORCE: 8N~20N
8. DURABILITY: 8,000 CYCLES



RECOMMENDED P.C.B. LAYOUT
TOLERANCE UNSPECIFIED ±0.05mm



NO.	DESCRIPTION	MATERIAL	REMARKS	QTY
6	SHELL	STAINLESS STEEL	NI Plated	1PCS
5	SHIELDING PLATE	STAINLESS STEEL	---	1PCS
4	MD	HIGH TEMPERATURE PLASTIC	BLACK	1PCS
3	CONTACT	COPPER ALLOY	Au/Ni Plated	1SET
2	CONTACT	COPPER ALLOY	Au/Ni Plated	1SET
1	HOUSING	HIGH TEMPERATURE PLASTIC	BLACK	1PCS

A1	GND	B12	GND
A4	VBUS	B9	VBUS
A5	CC1	B8	SBU2
A6	DP1	B7	DN2
A7	DN1	B6	DP2
A8	SBU1	B5	CC2
A9	VBUS	B4	VBUS
A12	GND	B1	GND
PIN	SIGNAL NAME	PIN	SIGNAL NAME

TOLERANCE		NAME(INTENDED USE)	
X.X ±0.30	X.* ± 2°	PART NO.	TITLE:
.XX ±0.20	.X* ± 1°	TYPE16-NI1-2001-A	USB C F TYPE单排SMT四脚插板
.XXX ±0.10	.XX* ±0.5°	APPD: 刘静	无柱7.35长一次成型带钢片
UNITS	mm	APPD: 刘静	DRAWG NO.
MATERILA		CHED: 张工	
FINISH		DRAW: 孟生	
		SCALE	SHEET
		1:1	1/1
		REV.	A1

Autodesk

Autodesk

Autodesk

Autodesk

Autodesk

Autodesk

Autodesk

Autodesk

Autodesk

Autodesk

Autodesk

Autodesk