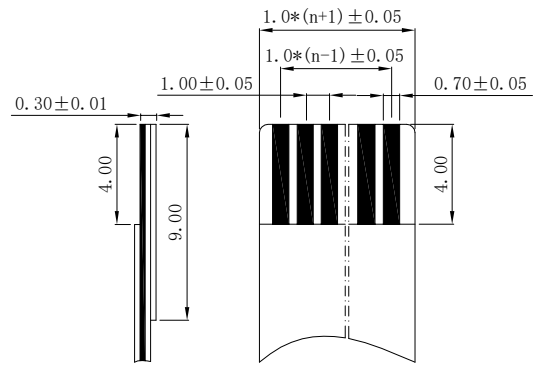
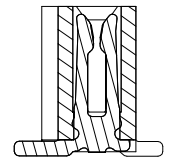
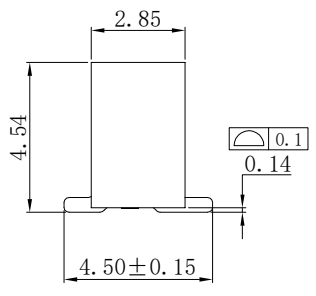
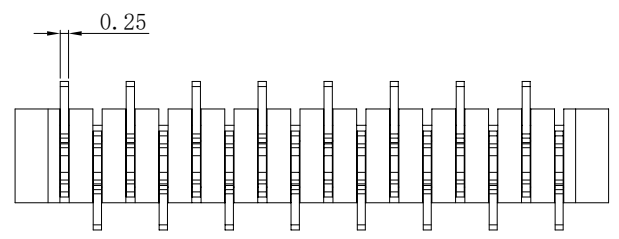
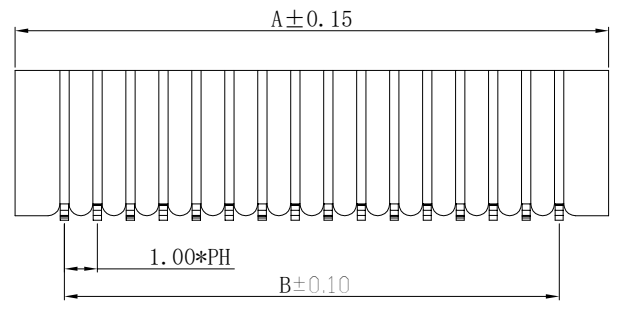
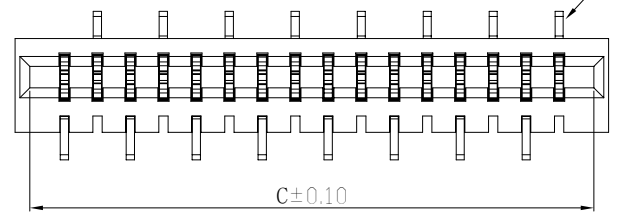
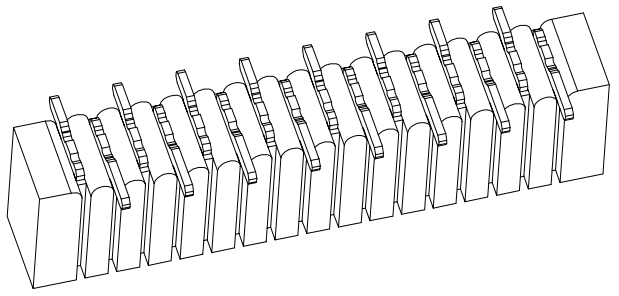
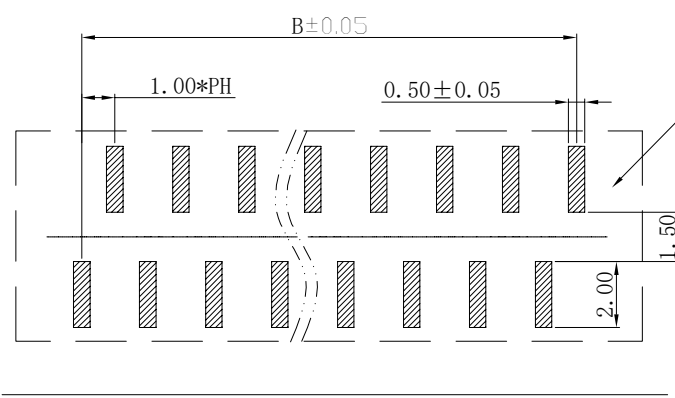


修订	标记	修改摘要	签名	日期
REV	MARK	REVISION DESCRIPTION	SIGNATURE	DATE
AO		NEW DRG		2016-03-12



适用扁平电缆

孔位	A	B	C
4	6.00	3.00	5.10
5	7.00	4.00	6.10
6	8.00	5.00	7.10
7	9.00	6.00	8.10
8	10.00	7.00	9.10
9	11.00	8.00	10.10
10	12.00	9.00	11.10
11	13.00	10.00	12.10
12	14.00	11.00	13.10
13	15.00	12.00	14.10
14	16.00	13.00	15.10
15	17.00	14.00	16.10
16	18.00	15.00	17.10
17	19.00	16.00	18.10
18	20.00	17.00	19.10
19	21.00	18.00	20.10
20	22.00	19.00	21.10
21	23.00	20.00	22.10
22	24.00	21.00	23.10
23	25.00	22.00	24.10
24	26.00	23.00	25.10
25	27.00	24.00	26.10
26	28.00	25.00	27.10
27	29.00	26.00	28.10
28	30.00	27.00	29.10
29	31.00	28.00	30.10
30	32.00	29.00	31.10
31	33.00	30.00	32.10
32	34.00	31.00	33.10
33	35.00	32.00	34.10
34	36.00	33.00	35.10
35	37.00	34.00	36.10



PCB LAYOUT



深圳市华德共创科技有限公司
Shenzhen Huade co-create Technology Co., LTD
电话: 0755-2711216 传真: 0755-29940187

-TOLERANCES- UNLESS OTHERWISE SPECIFIED 公差参数表		TITLE: 产品名称: 1.0mm FPC(双面接) 立贴正脚	
X.X ±0.30	X.X* ±3°	APPD: 核准:	PART NO: 产品编号: 1.0-B-nPB
X.XX ±0.20	X.XX* ±2°	CHECK: 校对: 王建业	DATE SCALE UNIT CODE NUMBER
X.XXX ±0.10	X.XXX* ±1°	DRAW: 绘图: 黄艳兰	2014-03-16 1:1 mm A001