

项目 Mapx	变更内容 Modification	日期 Date	修改人 Draw	核准 Approve

规格说明: Specifications:

电气特性: Electrical:

1. 额定电流: Current Rating  
3.0A/contact terminal
2. 额定电压: Voltage Rating  
30V DC
3. 接触阻抗: Contact Resistance  
30 milliohms MAX
4. 耐电压: Dielectric Withstanding Voltage:  
500 V AC AT Sea Level
5. 绝缘阻抗: Insulation Resistance:  
1000MEGA ohms MIN

物理性能: Mechanical:

1. 插拔力: Connector Mate and Unmate Force  
Mate force: 3.57kgf(MAX)  
Unmate force: 1.02kgf(MIN)
2. 端子保持力: Terminal Retention  
1.0kgf(MIN)

原材料: Material:

1. 塑胶: Housing:  
Hing Temperature Thermoplastics,
2. 端子: Contact: Copper Alloy C2680
3. 外壳: Shell: Copper Alloy 201
4. 卡钩: C201不锈钢

电镀: Finish:

1. 端子: Contact: Piated Gold in Mating Area;  
Tin On Solder Talls

端子四周镀30-50U”(MIN)镍底,镀金1U”

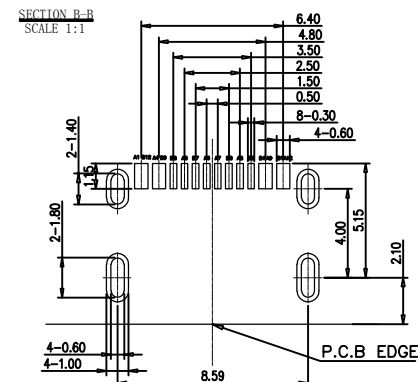
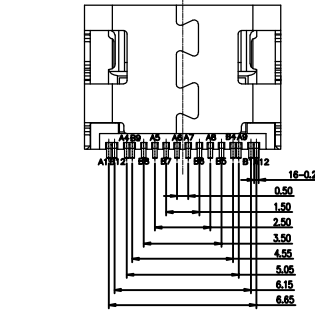
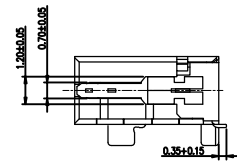
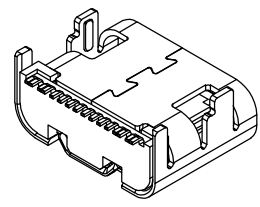
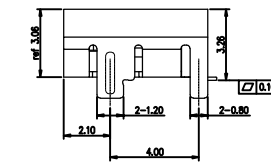
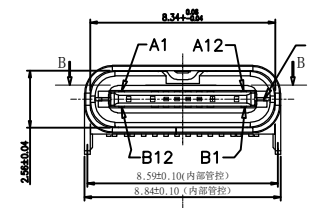
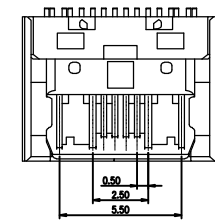
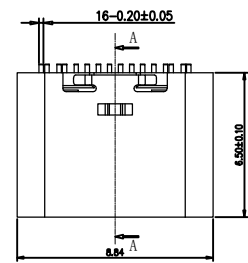
2. 外壳: Shell:

201外壳四周镀镍  
Nickel Plating  
编号: USB200008LCB灰胶一模

成品图 MANUFACTURE DWG		东莞市高钺达电子科技有限公司 惠州市高钺达光电科技有限公司									
公差一览表 TOLERANCE UNLESS OTHERWISE		日期 DATE	2017.06.20	单位 UNIT	MM	制图 DRAWING		DWG NO.	TYPE16-N1N1-MD65-A		
.X±0.20	.X±5'	审核 CHECKED		比例 SCALE	1:1	设计 DESIGN	LIUFU	品名 NAME	6.5版L90度贴板		
.XX±0.10	.XX±2'	核准 APPROVE		角法 VIEW	第三角 第三角			版本 VER	AO	页数 SHEET	024

1 2 3 4 5 6 7 8

A  
B  
C  
D  
E  
F



USB TYPE-C PIN ASSIGNMENTS

PIN NUMBER	SIGNAL NAME	PIN NUMBER	SIGNAL NAME
A1	GND	B12	GND
A4	VBUS	B9	VBUS
A5	CC1	B8	SBU2
A6	Dp1	B7	Dn2
A7	Dn1	B6	Dp2
A8	SBU1	B5	CC2
A9	VBUS	B4	VBUS
A12	GND	B1	GND

RECOMMEND P.C.B LAYOUT (COMPONENT SIDE)  
TOLERANCE FOR PCB LAYOUT IS ± 0.05

1 2 3 4 5 6 7 8