

# 规格承认书

Specification for Approval

产品名称 Product Name	金属化聚丙烯膜抗干扰电容器 Metallized polypropylene film Interference Suppression capacitor
型号规格 Type & Spec.	MKP-X2-275VAC-124K-P7.5
万盛料号 Walson's P/N	C42P212434P30001
文件编号 Document No.	WSCRS-2026020612
客 户 Customer	立创
客户料号 Customer's P/N	C53670839

供方确认 Supplier confirmation	客户承认 Customer Approval
	



请于承认后签章回执一份  
Please sign for approval and reply



无锡万盛电子有限公司  
WUXI WALSON ELECTRONICS CO., LTD.

地址：江苏无锡江阴市长泾镇兴业路 22 号 电话 Tel.: +86-510-88719928  
Addr. : No.22, Xingye RD, Changjing Town, Jiangyin City, Jiangsu, China  
E-Mail: walson@walson-elec.com Website: www.walson-elec.com

1. 证书信息 Certification

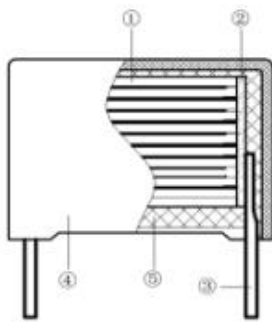
●		CQC (中国)	IEC60384-14:2013+AMD1:2016 证书号(Certificate No.): CQC15001137938
●		ENEC-VDE (欧盟)	EN 60384-14:2013/A1:2016 证书号(Certificate No.): 40043893
●		UL/CUL (美国/加拿大)	UL 60384-14 证书号(Certificate No.): E483293
●		KC (韩国)	KC60384-1(2015-09), KC60384-14(2015-09) 证书号(Certificate No.): SU03109-18001A/18002A

注：以实际产品图例为准 Note: Based on the actual product legend

2. 结构 Construction

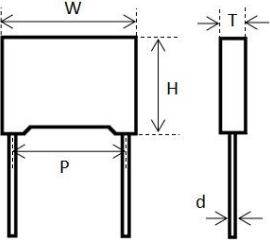
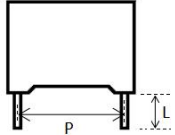
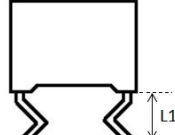
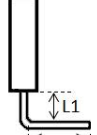
本产品由金属化高温聚丙烯膜卷绕而成，端面喷涂无铅金属并焊接引线，外部用阻燃塑壳和阻燃环氧树脂封装。

This product is winding by metallized high-temperature polypropylene film wound into a capacitor core. Both end faces of the core sprayed with lead-free metal and welded with leads. The exterior is packaged with flame-retardant plastic shell and flame-retardant epoxy resin.



- ① 芯子 Core
- ② 喷金层 Spray Metal Layer
- ③ 引出线 Lead Wire
- ④ 阻燃塑壳 Flame-retardant Plastic Case
- ⑤ 环氧树脂 Epoxy Resin

3. 外形尺寸 Dimensions

	引线成型图示 Forming Lead Shapes		
	 <p>Fig. 1</p>	 <p>Fig. 2</p>	 <p>Fig. 3</p>

客户料号 Customer's P/N	规格型号 & 料号 Spec. & Walson's P/N	容量偏差 Tol.±%	外形尺寸 Outline Dimensions (mm)							图示 Fig.	备注 Note
			W ±1	H ±1	T ±1	P ±0.5	F ±0.5	d ±0.1	L Min		
C53670839	MKP-X2-275VAC-124K-P7.5 C42P212434P30001	10	10	9	4	7.5	-	0.6	15	1	黄壳

## 4. 特点及主要用途 Application and Feature

## ☆ 主要用途

- 用于电源跨线路等抗干扰场合

## ☆ 特点

- 金属化聚丙烯膜介质
- 能承受过压冲击
- 优异的阻燃性能

## ☆ Application

- Used in across-the-line, interference suppression circuit

## ☆ Characteristics

- Metallized polypropylene film
- Withstanding over-voltage stressing
- Excellent flame resistant ability

## ☆ 技术要求 Specifications

引用标准 Reference Standard	GB/T 6346.14 ( IEC 60384-14)	
气候类别/阻燃等级 Climatic Category/Passive Flammability Category	40/110/56/B	
工作温度范围 Operating Temperature Range	-40 °C ~ +110 °C	
额定电压 Rated Voltage ( $U_R$ )	250/275/280/300/310 VAC	
电容量偏差 Capacitance Tolerance	K ( $\pm 10\%$ )	20 °C, 1 kHz, 1 V
耐电压 Voltage Proof	引线之间 Between Terminals:	800 (Vdc) (20 °C, 5 s)
	极壳之间 Between Terminals To Case:	$2 U_R + 1500$ VAC, 1 min
损耗角正切值 Dissipation Factor	$\leq 0.001$	20 °C, 1 kHz, 1 V
绝缘电阻 Insulation Resistance	$\geq 15000$ M $\Omega$ $C_R \leq 0.33$ $\mu$ F $\geq 5000$ s $C_R > 0.33$ $\mu$ F	20 °C, 100 V, 1 min

## 5. 可靠性测试 Reliability Test

序号 No.	测试项目 Test Item	测试方法 Test method	要求 Requirement
1	外部检查 Outline check	目视检查, 卡尺测量 Visual inspection and caliper measurement	外形规整, 无可见损伤; 标志端正、清晰、无误 The appearance is regular without visible damage; The mark is regular, clear and correct.
	初始测量 Initial measurement	电容量 C: 20 °C, 1 kHz, 1 V 损耗角正切 Tan δ: 20 °C, 1 kHz, 1 V	
	引出端 强度 Terminal Strength	拉力 Pull 拉力: 5 N 方向: 180 ° 时间: 10±1 s Pull: 5 N Direction: 180 ° Time: 10±1 s	无可见损伤 No visible damage
		弯曲 The pull of bend 拉力: 2.5N 方向: 90 ° 次数: 2 次 The pull of bend: 2.5 N Direction: 90 ° Times: 2	无可见损伤 No visible damage
	耐焊接热 Soldering Heat Resistance	焊槽温度: +260 °C±5 °C 浸入时间: 10 s±1 s 浸入深度离安装面 2+0/-0.5 mm, 采用厚度为 1.5 mm±0.5 mm 的绝热屏蔽板 Solder temperature: 260 °C±5 °C Immersion time: 10 s±1 s Immersion depth is 2+0/-0.5 mm away from the installation surface, and insulation shielding plate with a thickness of 1.5 mm ± 0.5 mm is used	无可见损伤 No visible damage
	最后测量 Final measurement		无可见损伤 容量变化: $ \Delta C/C  \leq 5\%$ No visible damage $ \Delta C/C  \leq 5\%$
2	初始测量 Initial measurement	电容量 C: 20 °C, 1 kHz, 1 V	
	可焊性 Solderability	焊槽温度: 235 °C±5 °C 浸入时间: 2.0 s±0.5 s Solder temperature: 235 °C±5 °C Immersion time: 2.0 s±0.5 s	引线表面浸锡良好, 焊层面积达 95 %以上 The surface of the lead wire is well tinned, and the welding layer area reaches over 95 %

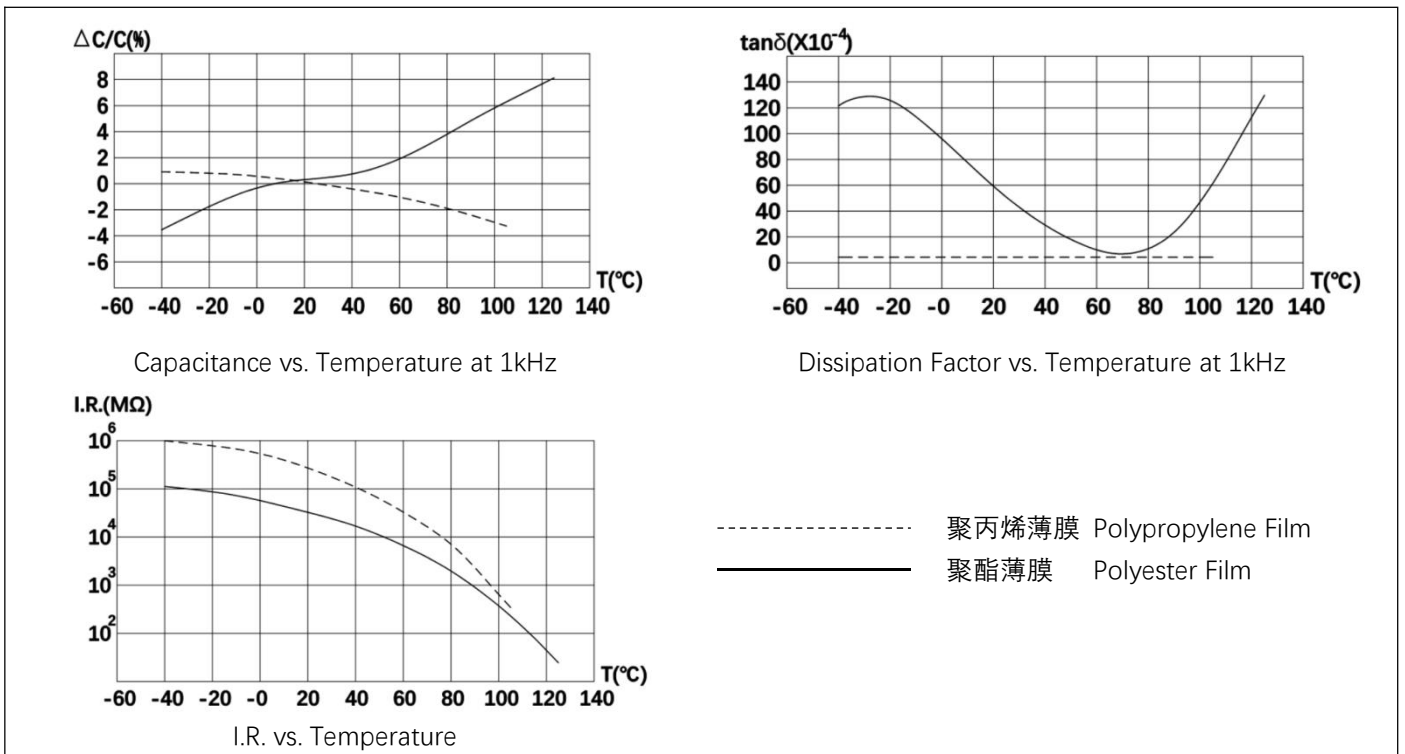
序号 No.	测试项目 Test Item	测试方法 Test method	要求 Requirement	
2	温度快速变化 Rapid Change of Temperature	$\theta A = -40\text{ }^{\circ}\text{C}$ $\theta B = +110\text{ }^{\circ}\text{C}$ 循环次数: 5 次, 持续时间 $t = 30\text{ min}$  $\theta A = -40\text{ }^{\circ}\text{C}$ $\theta B = +110\text{ }^{\circ}\text{C}$ 5 cycles Duration: $t = 30\text{ min}$	无可见损伤  No visible damage	
	振动 Vibration	频率范围: 10--500 Hz 振幅: 0.75 mm 试验安装方向: X, Y, Z. 试验每个方向持续时间: 2 h  Frequency range: 10Hz to 500 Hz Amplitude: 0.75 mm Test installation direction: X,Y,Z, Test duration in each direction: 2 h	无可见损伤  No visible damage	
	碰撞 Bump	碰撞次数: 4000 次 加速度: 390 m/S <sup>2</sup> 脉冲持续时间: 6 ms  Times of collisions: 4000 times Acceleration: 390 m/s <sup>2</sup> Pulse duration: 6 ms	无可见损伤  No visible damage	
	最后测量 Final measurement		无可见损伤 容量变化: $ \Delta C/C  \leq 5\%$  No visible damage $ \Delta C/C  \leq 5\%$	
3	气候顺序 Climate Sequence	干热 Dry Heat	+110 °C, 16 h	
		循环湿热 Damp Heat Cyclic	湿热试验 Db, 严酷度 b 第一次循环  Test Db, Severity: b, the first cycle	
		寒冷 Cold	-40 °C, 2 h	
		循环湿热 Damp Heat Cyclic	试验 Db, 严酷度 b 其余循环  Test Db, Severity b, the other cycles,	
	最后测量 Final Measurement		外观无可见损伤, 标志清晰 电容量变化: $ \Delta C/C  \leq 5\%$ , 损耗角正切的增加: $\Delta \tan \delta \leq 0.008(1\text{ kHz})$ 耐电压: 无击穿或飞弧 绝缘电阻: $\geq$ 额定值的 50 %  There shall be no evidence of deterioration and the marking shall be legible. $ \Delta C/C  \leq \pm 5\%$ Increase of $\tan \delta \leq 0.008(1\text{ kHz})$ Voltage Proof: No breakdown or arcing I.R. $\geq 50\%$ of the rated value	

序号 No.	测试项目 Test Item	测试方法 Test method	要求 Requirement
4	初始测量 Initial measurement	电容量 C: 20 °C, 1 kHz, 1 V 损耗角正切 Tanδ: 20 °C, 1 kHz, 1 V	
	稳态湿热 Damp Heat Steady State	温度: +40 °C±2 °C 相对湿度: 93 %±2 %RH 试验周期: 21 天  Temperature:+40 °C±2 °C Humidity:93 %±2 %RH Duration:21 Days	无可见损伤  No visible damage
	最后测量 Final measurement		外观无可见损伤, 标志清晰 电容量变化: $ \Delta C/C  \leq 5\%$ , 损耗角正切的增加: $\Delta \tan \delta \leq 0.008$ (1 kHz) 耐电压: 无击穿或飞弧 绝缘电阻: $\geq$ 额定值的 50 %  There shall be no evidence of deterioration and the marking shall be legible. $ \Delta C/C  \leq \pm 5\%$ Increase of $\tan \delta \leq 0.005$ (1 kHz) Voltage Proof: No breakdown or arcing I.R. $\geq 50\%$ of the rated value
5	初始测量 Initial measurement	电容量 C: 20 °C, 1 kHz, 1 V 损耗角正切 Tan δ: 20 °C, 1 kHz, 1 V	
	耐久性 Endurance	温度: +110 °C±2 °C 试验周期: 1000 小时 施加电压: 1.25 U <sub>R</sub>  Temperature: +110 °C±2 °C Duration: 1000 (h) Test voltage:1.25 U <sub>R</sub>	无可见损伤, 标志清晰  No visible damage
	最后测量 Final measurement		外观无可见损伤, 标志清晰 电容量变化: $ \Delta C/C  \leq 10\%$ , 损耗角正切的增加: $\Delta \tan \delta \leq 0.008$ (1 kHz) 耐电压: 无击穿或飞弧 绝缘电阻: $\geq$ 额定值的 50 %  There shall be no evidence of deterioration and the marking shall be legible. $ \Delta C/C  \leq \pm 10\%$ Increase of $\tan \delta \leq 0.008$ (1 kHz) Voltage Proof: No breakdown or arcing I.R. $\geq 50\%$ of the rated value

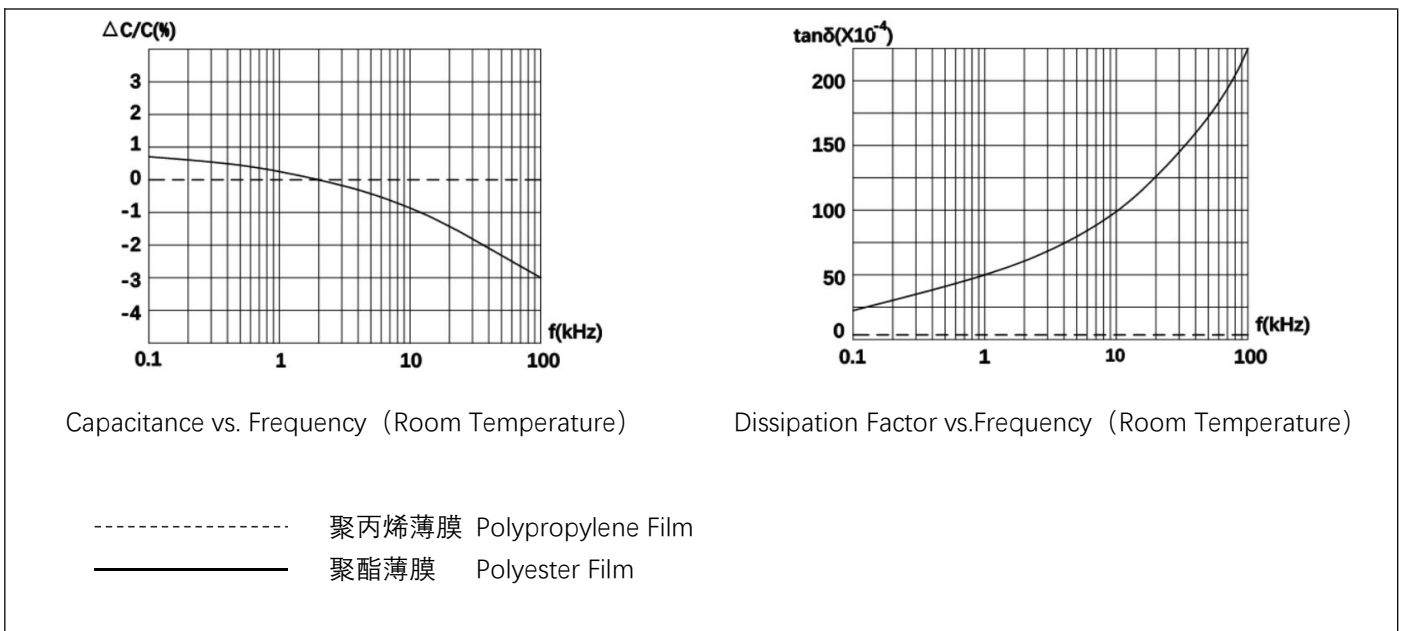
序号 No.	测试项目 Test Item	测试方法 Test method	要求 Requirement
6	初始测量 Initial measurement	电容量 C: 20 °C, 1 kHz, 1 V 损耗角正切 Tan δ: 20 °C, 1 kHz, 1 V	
	充电和放电 Charging and Discharging	充电次数: 10000 次 充电电压: $\sqrt{2} U_R$ 充电时间: 0.5 s 放电时间: 0.5 s 充电电阻: $220/C_R \Omega$ 放电电阻: $R=10/C_R$ 或 $20 \Omega$ 取较大者 $C_R$ : 额定电容量 ( $\mu F$ )  Times: 10000 Charging voltage: $\sqrt{2} U_R$ Duration of charging: 0.5 s Duration of discharging: 0.5 s Charging resistance: $220/C_R (\Omega)$ or current intensity $\leq 1A$ (whichever is the less current intensity) Discharging resistance: $R=U_R/(C_R \times dv/dt)$ $C_R$ : rated capacitance ( $\mu F$ )	
	最后测量 Final measurement		容量变化: $ \Delta C/C  \leq 10\%$ 损耗变化: $\Delta \tan \delta \leq 0.008$ (1 kHz) 绝缘电阻: $\geq$ 初始测量值的 50 %  $ \Delta C/C  \leq 10\%$ $\Delta \tan \delta: \leq 0.008$ (1 kHz) I.R. $\geq 50\%$ of the rated value
7	阻燃试验 Flame Retardancy	施加三次火焰, 每次施加 15 秒, 施加火焰 时间间隔 15 秒  Apply flame three times, each time for 15 seconds, with a flame application interval of 15 seconds	第一次和第二次施加火焰后燃烧时间 $\leq 15$ 秒, 第三次施加火焰后燃烧时间 $\leq 60$ 秒  The combustion time after the first and second application of flame is $\leq 15$ seconds, and the combustion time after the third application of flame is $\leq 60$ seconds

6. 产品特性曲线图 Graphs of Product Characteristics

☆ 温度特性曲线 Temperature Characteristic Curve



☆ 频率特性曲线 Frequency Characteristic Curve



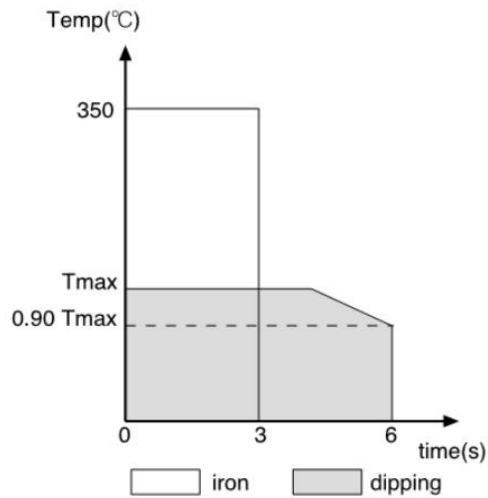
7. 焊接 Weld

焊接电容器时，热量会对电容器的引线和包封层产生影响，并且高温，以及长时间焊接都会对电容器的性能造成影响，甚至导致失效。

When welding, heat can have an impact on the leads and packaging layer of the capacitor, and high temperature and prolonged welding can affect the performance of the capacitor, even leading to failure.

焊接条件按下面的焊接图表：

The welding conditions are shown in the following welding chart



	Tmax	Time	Note
Pre-heating	110°C	1min	
	100°C	1min	OPP ≤ 7.5
Soldering	270°C	4s	
	260°C	4s	OPP ≤ 7.5