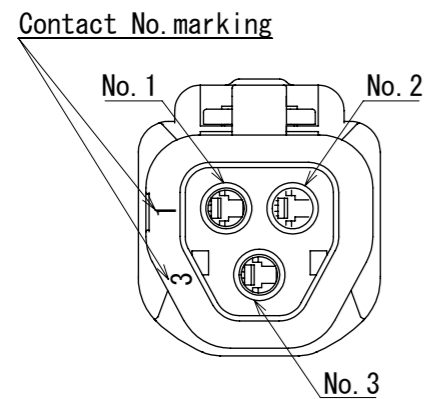
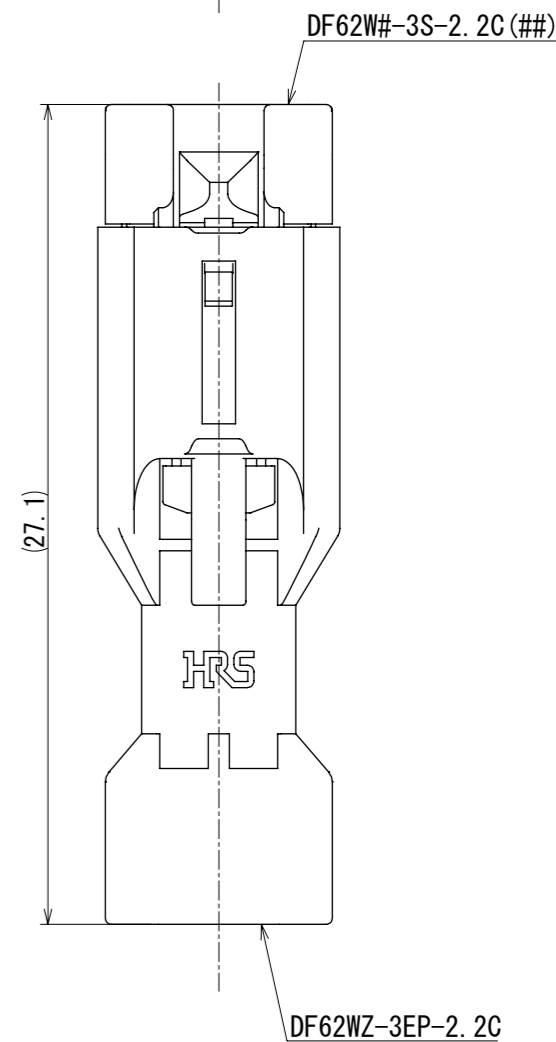
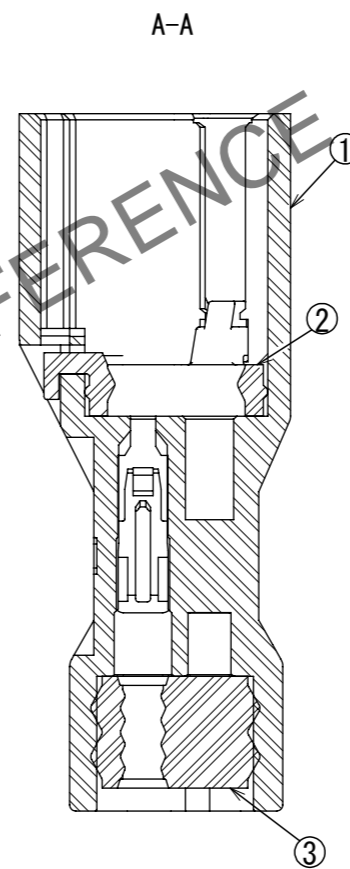
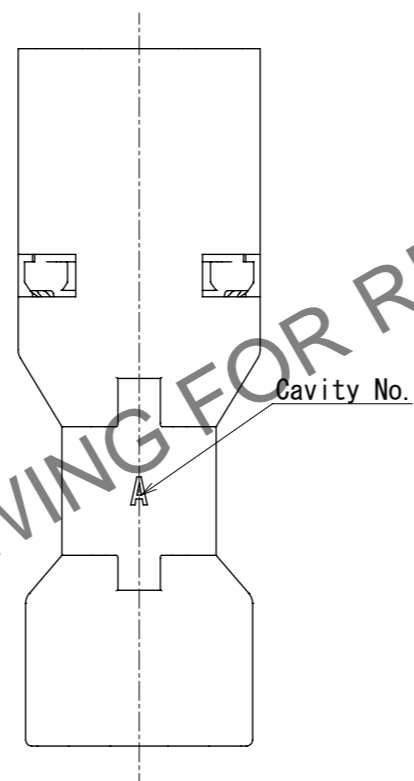
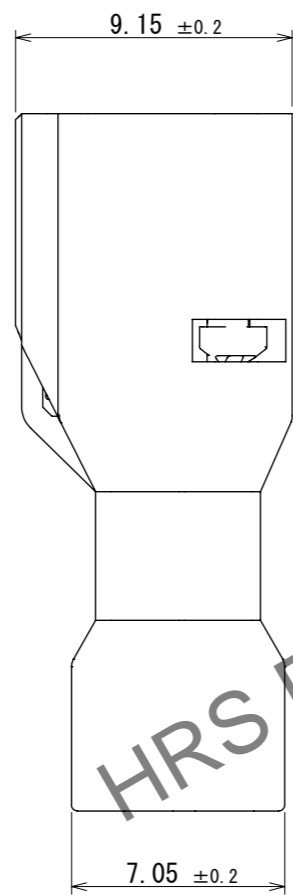
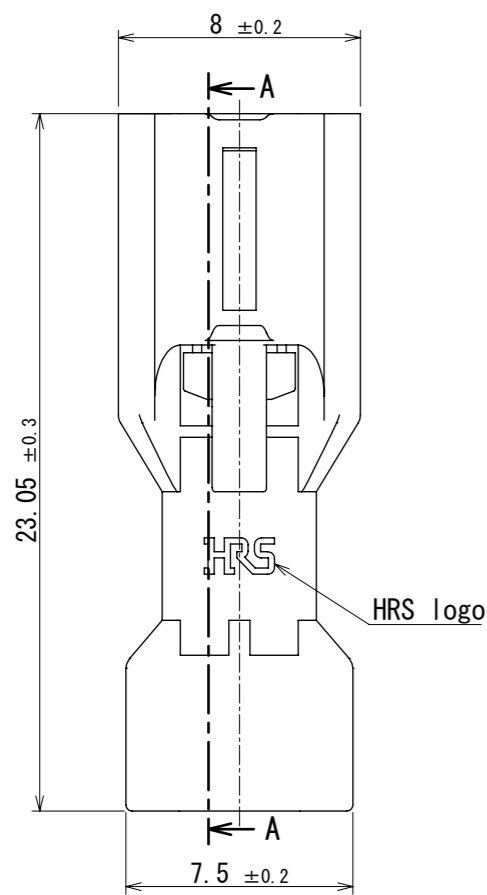
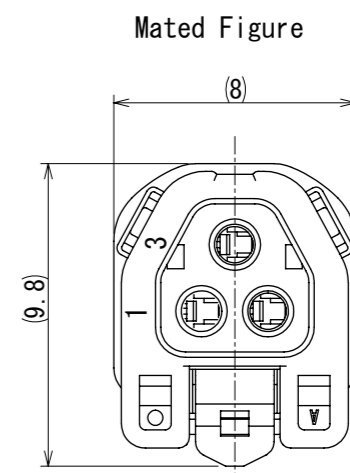
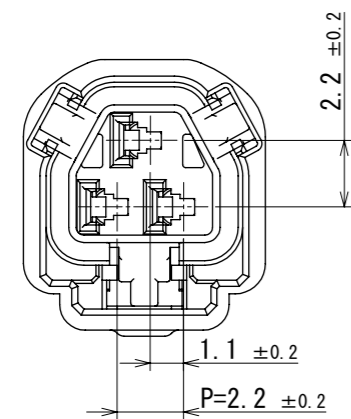


Mar.1.2026 Copyright 2026 HIROSE ELECTRIC CO., LTD. All Rights Reserved.  
In case of consideration for using Automotive equipment / device which demand high reliability, kindly contact our sales window correspondents.

1 2 3 4 5 6 7 8

A  
B  
C  
D  
E  
F



- Notes.
- 100 pcs. / bag
  - The dimensions in parenthesis are reference dimensions.
  - Always refer to the manuals below for operation of this product.
    - For cable assembly /Cable assembly procedure ETAD-H0760
    - For mating, unmating / Operation manual ETAD-H0761
    - For operation / Board-to-wire Connector Guidelines ETAD-H1023

FORM HC0011-5 1 2 3 4 5 6 7 8

1	PBT	UL94V-0(Black)	3	Silicone rubber	Bengala			
2			2	Silicone rubber	Bengala			
NO.	MATERIAL	FINISH	REMARKS	NO.	MATERIAL	FINISH	REMARKS	
UNITS		SCALE	COUNT	DESCRIPTION OF REVISIONS		DESIGNED	CHECKED	DATE
mm		4:1						
<b>HRS</b>		HIROSE ELECTRIC CO., LTD.	APPROVED : SJ. OKAMURA	2024. 09. 25	DRAWING NO.		EDC-395065-00-00	
			CHECKED : HT. SATO	2024. 09. 25	PART NO.		DF62WZ-3EP-2. 2C	
			DESIGNED : YT. NIITSUMA	2024. 09. 25	CODE NO.		CL0544-1061-0-00	
			DRAWN : YT. NIITSUMA	2024. 09. 25			1/1	