

Mar.1.2026 Copyright 2026 HIROSE ELECTRIC CO., LTD. All Rights Reserved.
 In case of consideration for using Automotive equipment / device which demand high reliability, kindly contact our sales window correspondents.

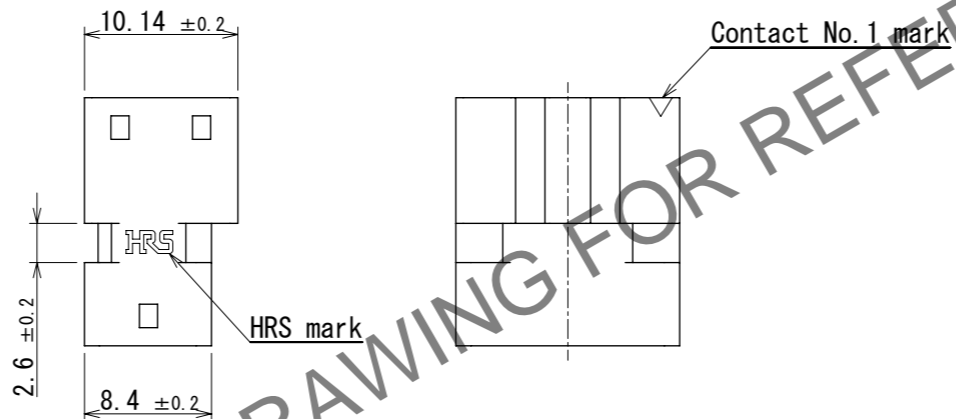
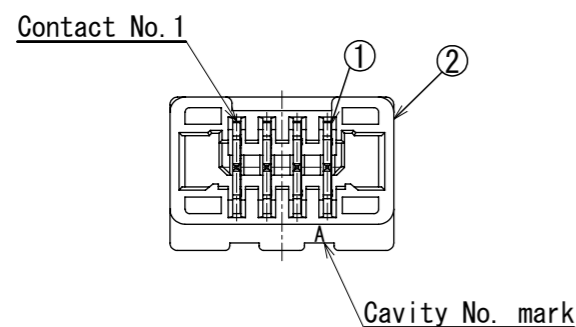
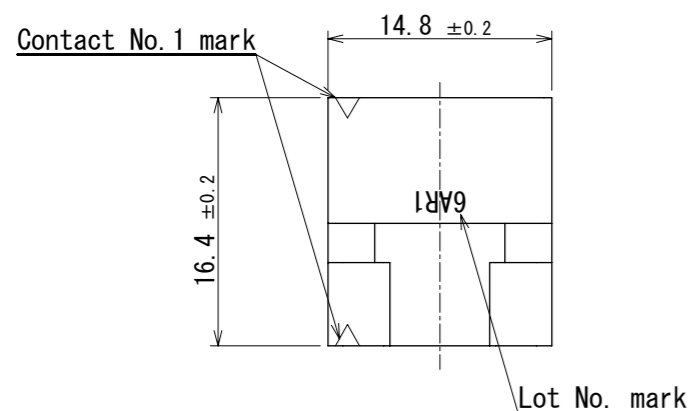
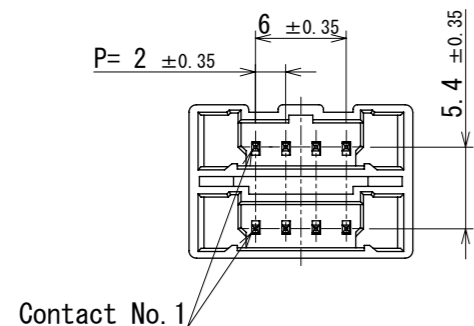
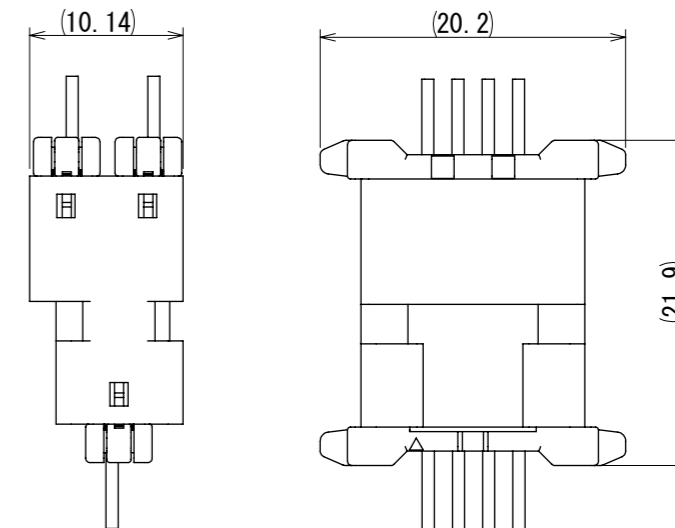


Diagram of mating state



HRS DRAWING FOR REFERENCE

- Note 1. 100 pieces per pack.
 2. Refer to the technical specification (ETAP-H1160-00) for packing condition.
 3. Minor scratches may be present, but do not affect functionality.
 4. () are reference dimensions.
 5. Please make sure that it works properly within your application when you use it.
 6. Refer to the insertion/extraction procedure manual (ETAD-H0847-00) when handling this product.
 7. UL (File No. E52653) 、
 C-UL (File No. E52653) authorization article.



1	Brass	Surface : Gold plating 0.2μm MIN Base : Nickel plating 0.5μm to 1.5μm	2	PBT	UL94V-0, BLACK		
NO.	MATERIAL	FINISH , REMARKS	NO.	MATERIAL	FINISH , REMARKS		
UNITS mm		SCALE 2:1	COUNT 	DESCRIPTION OF REVISIONS	DESIGNED	CHECKED	DATE
HIROSE ELECTRIC CO., LTD.		APPROVED : SJ. OKAMURA	2023. 05. 26	DRAWING NO. EDC-401457-00-00			
		CHECKED : TT. OHSAKO	2023. 05. 26	PART NO. DF51B-4EP-2A			
		DESIGNED : SN. MIWA	2023. 05. 25	CODE NO. CL0543-5135-0-00			
		DRAWN : SN. MIWA	2023. 05. 25	1/1			