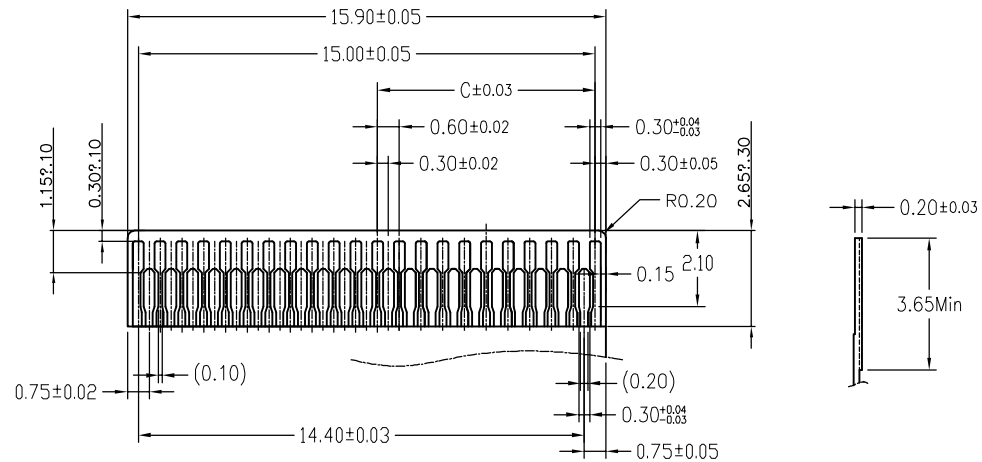
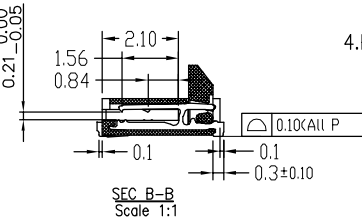
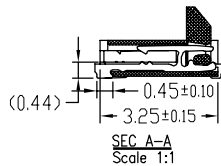
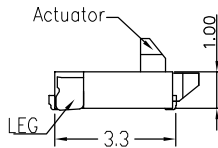
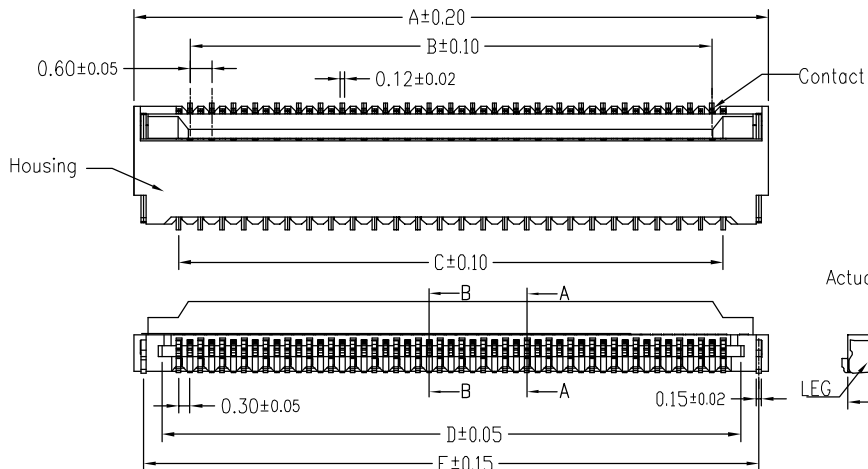


3D Drawing



Applicable FPC

No. of Contacts	Dimension				
	A	B	C	D	E
13	6.10	3.00	3.60	4.23	5.57
15	6.70	3.60	4.20	4.83	6.17
17	7.30	4.20	4.80	5.43	6.77
19	7.90	4.80	5.40	6.03	7.37
21	8.50	5.40	6.00	6.63	7.97
23	9.10	6.00	6.60	7.23	8.57
25	9.70	6.60	7.20	7.83	9.17
27	10.30	7.20	7.80	8.43	9.77
29	10.90	7.80	8.40	9.03	10.37
31	11.50	8.40	9.00	9.63	10.97
33	12.10	9.00	9.60	10.23	11.57
35	12.70	9.60	10.20	10.83	12.17
37	13.30	10.20	10.80	11.43	12.77
39	13.90	10.80	11.40	12.03	13.37
41	14.50	11.40	12.00	12.63	13.97
45	15.70	12.60	13.20	13.83	15.17
49	16.90	13.80	14.40	15.03	16.37
51	17.50	14.40	15.00	15.63	16.97
57	19.30	16.20	16.80	17.43	18.77
61	20.50	17.40	18.00	18.63	19.97
67	22.30	19.20	19.80	20.43	21.77
71	23.50	20.40	21.00	21.63	22.97
73	24.10	21.00	21.60	22.23	23.57

Note:

1. Material

- 1.1: Housing: LCP UL94-V0 Color:Black.
- 1.2: Actuator: LCP UL94-V0 Color:Black.
- 1.3: Contact: Phosphor Bronze.
- 1.4: LEG: Phosphor Bronze.

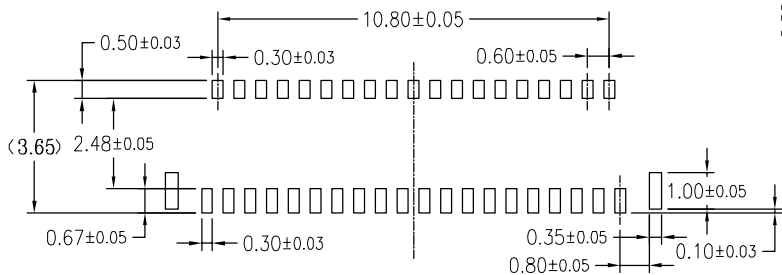
2. Plating

- 2.1: Contact: See Part Number.
- 2.2: LEG: Matte Tin Plating Over Nickel.

3. Rating:

- 3.1: Operating Voltage: 30V AC/DC.
- 3.2: Current Rating: 0.2A AC/DC.
- 3.3: Operating Temperature: -55°C~+85°C.

4. Pater Number:



FPC/FFC Insert Direction
Recommended P.C.B Layout

-TOLERANCES- UNLESS OTHERWISE SPECIFIED 公差參考表		东莞市高钺达电子科技有限公司			
X.X	±0.30	X.X°	±5°	TITLE: 產品名稱: FPC 0.3Pitch 1.0H ZIF R/A Connector	
X.XX	±0.20	X.XX°	±2°	APPD: 核准: DWG NO: 產品料號: FPCXX-T1S1-0010-A	
X.XXX	±0.10	X.XXX°	±1°	DATE	SCALE UNIT PAGE
				20111209	1:1 mm 1/1

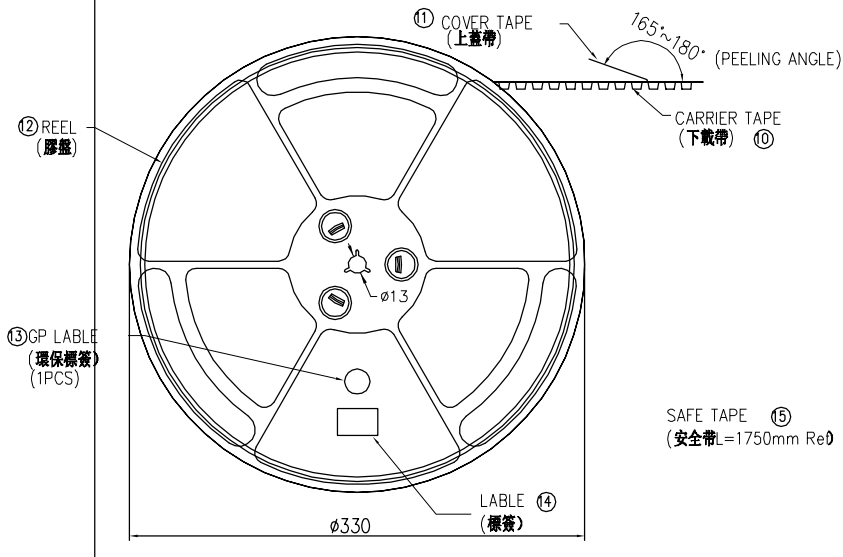
本产品需符合 RoHS SONY00259 其他
※禁止使用本公司所禁用有毒物质

REV	DESCRIPTION	ECN.NO	BY	DATE
A	NEW DRAWING		LIU	02/27'13

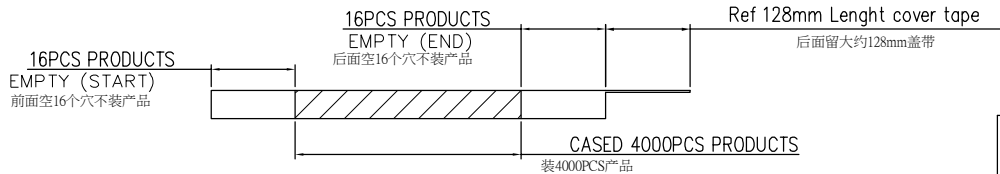
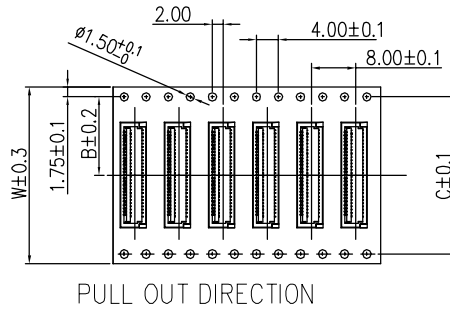
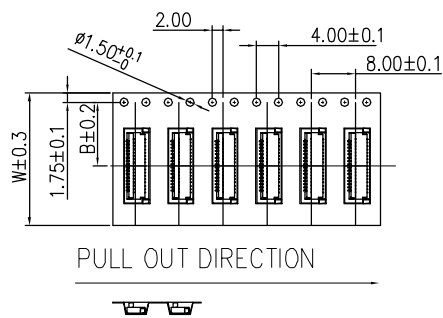
EMBOSSED TAPE PACKING

FPC 0.3Pitch 1.0H ZIF R/A Double Contact Connector SMT Type

PULL OUT DIRECTION

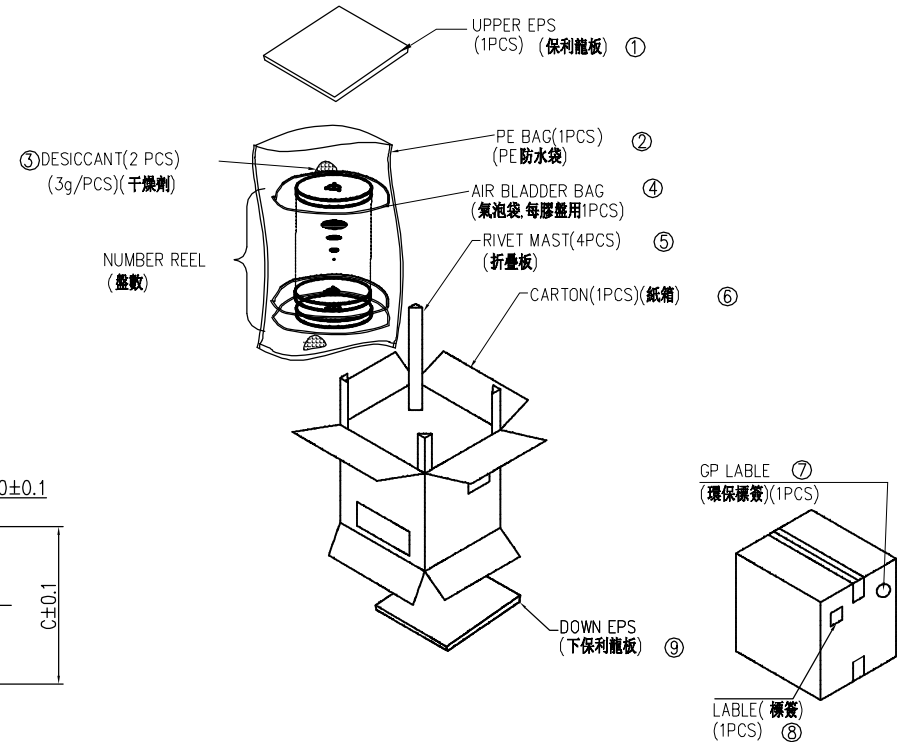


SCALE 1:4



NOTE:

- 1.10 Sprocket hole pitch cumulative tolerance ± 0.20 .
2. Carrier camber is within 1mm in 100mm.
3. Material: black conductive polystyrene alloy.
4. Material Thickness: 0.3 ± 0.05 mm.
5. All dimensions meet EIA-481-B requirements.
6. 5000pcs Pef Reel.
7. For tape width(dim W)12,16 and 24mm pilot holes are provided on one sides. For tape width(dim W)32, 44mm pilot holes are provided on both sides.



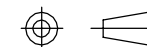
PIN NO.	W	A	B	C	PCS /REEL	REEL/CARTON	SUM(PCS)
09PIN~11PIN	12	16.5	5.50	-	4000	18	72000
13PIN~19PIN	16	20.5	7.50	-	4000	15	30000
21PIN~45PIN	24	28.5	11.5	-	4000	10	40000
49PIN~67PIN	32	36.5	14.2	28.4	4000	8	32000
71~73PIN	44	48.5	20.2	40.4	4000	6	24000

- TOLERANCES -
UNLESS OTHERWISE SPECIFIED

公差參考表

X.X : ± 0.30	X.X* : $\pm 5^\circ$
X.XX : ± 0.20	X.XX* : $\pm 2^\circ$
X.XXX : ± 0.10	X.XXX* : $\pm 1^\circ$

东莞市高钺达电子科技有限公司



TITLE: FPC 0.3Pitch 1.0H ZIF R/A
產品名稱: Double Contact Connector

APPD: 核准:
CHECK: 校對:
DRAW: 繪圖:

DWG NO: 產品料號: x			
DATE	SCALE	UNIT	PAGE
20111221	1:1	mm	1/1

本产品需符合 RoHS SONY00259 HF 其他
※禁止使用本公司所禁用有毒物质

A	NEW DWG		Liu	29/04'13
REV	DESCRIPTION	ECN.NO	BY	DATE