

■ **Features**

- Glass passivated chip
- Low reverse leakage current
- High surge current capability
- Reliable low cost construction utilizing molded plastic technique


<b>Reverse Voltage</b> 50-1000 V
<b>Forward Current</b> 3.0 A max

■ **Applications**

- General purpose use in AC/DC bridge full wave rectification

■ **Mechanical Data**

- Case: MSB
- Polarity symbols being marked on body
- Molding compound meets UL 94V-0 flammability rating
- RoHS-compliant, Solder plated, solderable per MIL-STD-750, Method 2026



■ **Marking**

- MSB3(01~07)

■ **Maximum Ratings @ Ta = 25°C unless otherwise noted**

PARAMETER	SYMBOL	UNIT	MSB301	MSB302	MSB303	MSB304	MSB305	MSB306	MSB307
Repetitive peak reverse voltage	V <sub>RRM</sub>	V	50	100	200	400	600	800	1000
Maximum RMS voltage	V <sub>RMS</sub>	V	35	70	140	280	420	560	700
Maximum DC blocking Voltage	V <sub>DC</sub>	V	50	100	200	400	600	800	1000
Maximum average output current@60Hz sine wave, resistance load	I <sub>F(AV)</sub>	A	3.0						
Peak forward surge current 8.3 ms single half sine wave superimposed on rated load	I <sub>FSM</sub>	A	100						
Peak forward surge current 1.0 ms single half sine wave superimposed on rated load		A	200						
Current squared time @1ms≤t<8.3ms Tj=25°C, Rating of per diode	I <sup>2</sup> t	A <sup>2</sup> S	41.5						
Storage temperature	T <sub>stg</sub>	°C	-55~+150						
Junction temperature	T <sub>j</sub>	°C	-55~+150						

■ **Electrical Characteristics @ Ta = 25°C unless otherwise noted**

PARAMETER	TEST CONDITIONS	SYMBOL	UNIT	MSB301	MSB302	MSB303	MSB304	MSB305	MSB306	MSB307
Maximum instantaneous forward voltage	I <sub>F</sub> =1.5A	V <sub>F</sub>	V	1.0						
Maximum DC reverse current at rated DC blocking voltage	V <sub>R</sub> =V <sub>DC</sub> , T <sub>j</sub> =25°C	I <sub>R</sub>	μA	5						
	V <sub>R</sub> =V <sub>DC</sub> , T <sub>j</sub> =100°C	I <sub>R</sub>		100						

■ **Characteristic Curve (Typical)**

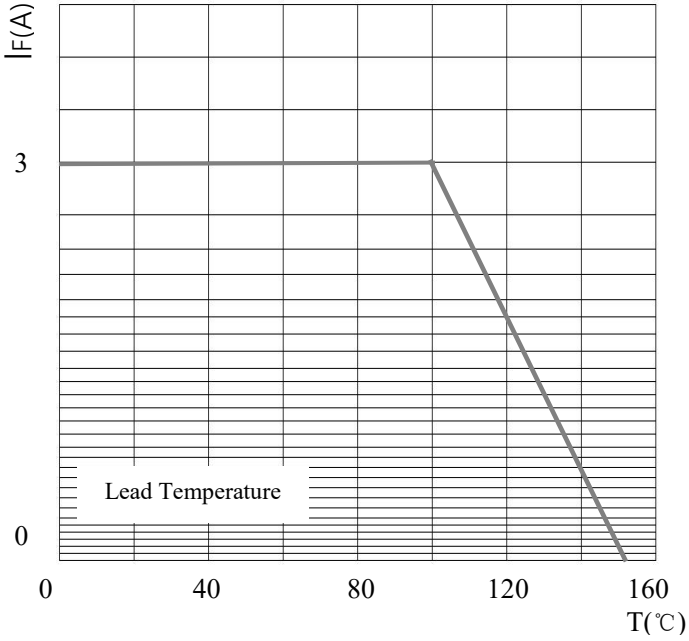


FIG1. Derating Curve For Output Rectified Current

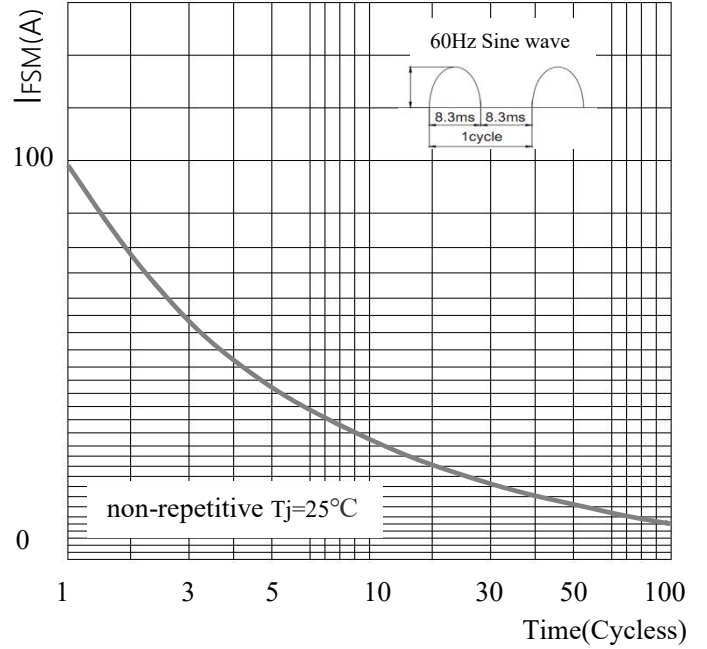


FIG2. Surge Forward Current Capability

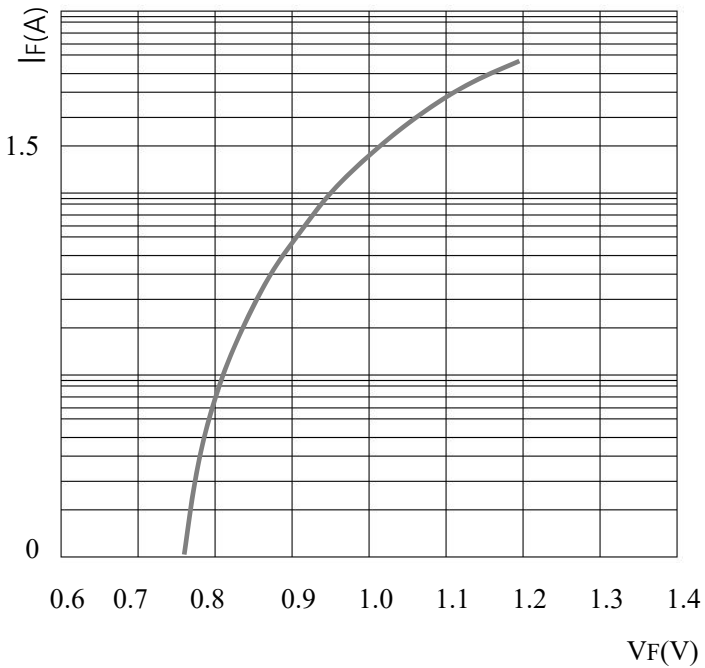


FIG3. Typical Forward Characteristics

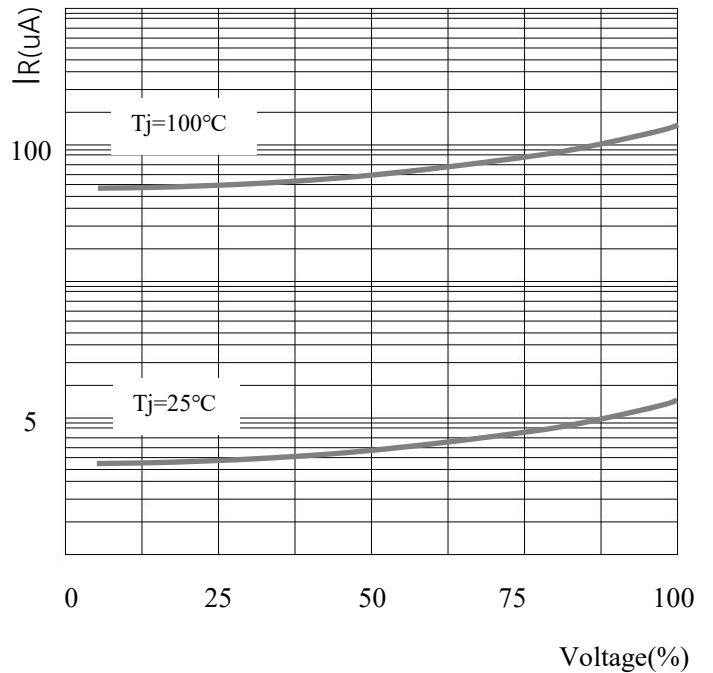


FIG4. Typical Reverse Characteristics

■ **Marking and packet information**



MSB\*\*\*:Product Type Code    **TOS** : Brand Logo

Packaging information	
Reel	3000PCS
Carton	54000PCS
Reel Size	13"

■ **MSB Package outline dimensions**

Symbol	Dimensions			
	Millimeters		Inches	
	Min.	Max.	Min.	Max.
A	1.3	1.5	0.051	0.059
C	0.17	0.29	0.007	0.012
D	6.2	7.0	0.244	0.276
E	7.1	7.6	0.280	0.299
E1	8.4	8.9	0.331	0.350
L	1.0	1.6	0.032	0.055
e	4.9	5.3	0.193	0.209
b	0.95	1.15	0.037	0.045
$\theta$	10°			

■ **Notice**

XILONG reserves the right to make modifications,enhancements,improvements,corrections or other changes without further notice to any product herein.  
xilong does not assume any liability arising out of the application or use of any product described herein.