

■ **Features**

- Glass passivated chip
- Low reverse leakage current
- High surge current capability
- Reliable low cost construction utilizing molded plastic technique


<b>Reverse Voltage</b> 50-1000 V
<b>Forward Current</b> 8.0 A max

■ **Applications**

- General purpose use in AC/DC bridge full wave rectification

■ **Mechanical Data**

- Case: YBSM
- Polarity symbols being marked on body
- Molding compound meets UL 94V-0 flammability rating
- RoHS-compliant, Solder plated, solderable per MIL-STD-750, Method 2026



■ **Marking**

- YBSM80xx(005~10)

■ **Maximum Ratings @ Ta = 25°C unless otherwise noted**

PARAMETER	SYMBOL	UNIT	YBSM 80005	YBSM 8001	YBSM 8002	YBSM 8004	YBSM 8006	YBSM 8008	YBSM 8010
Repetitive peak reverse voltage	$V_{RRM}$	V	50	100	200	400	600	800	1000
Maximum RMS voltage	$V_{RMS}$	V	35	70	140	280	420	560	700
Maximum DC blocking Voltage	$V_{DC}$	V	50	100	200	400	600	800	1000
Maximum average output current@60Hz sine wave, resistance load	$I_{F(AV)}$	A	8.0						
Peak forward surge current 8.3 ms single half sine wave superimposed on rated load	$I_{FSM}$	A	200						
Peak forward surge current 1.0 ms single half sine wave superimposed on rated load		A	400						
Current squared time @1ms≤t<8.3ms Tj=25°C, Rating of per diode	$Pt$	A <sup>2</sup> S	116.00						
Storage temperature	$T_{stg}$	°C	-55~+150						
Junction temperature	$T_j$	°C	-55~+150						

■ **Electrical Characteristics @ Ta = 25°C unless otherwise noted**

PARAMETER	TEST CONDITIONS	SYMBOL	UNIT	YBSM 80005	YBSM 8001	YBSM 8002	YBSM 8004	YBSM 8006	YBSM 8008	YBSM 8010
Maximum instantaneous forward voltage	$I_F=4.0A$	$V_F$	V	1.0						
Maximum DC reverse current at rated DC blocking voltage	$V_R=V_{DC}, T_j=25°C$	$I_R$	μA	5						
	$V_R=V_{DC}, T_j=100°C$	$I_R$		100						

■ **Characteristic Curve (Typical)**

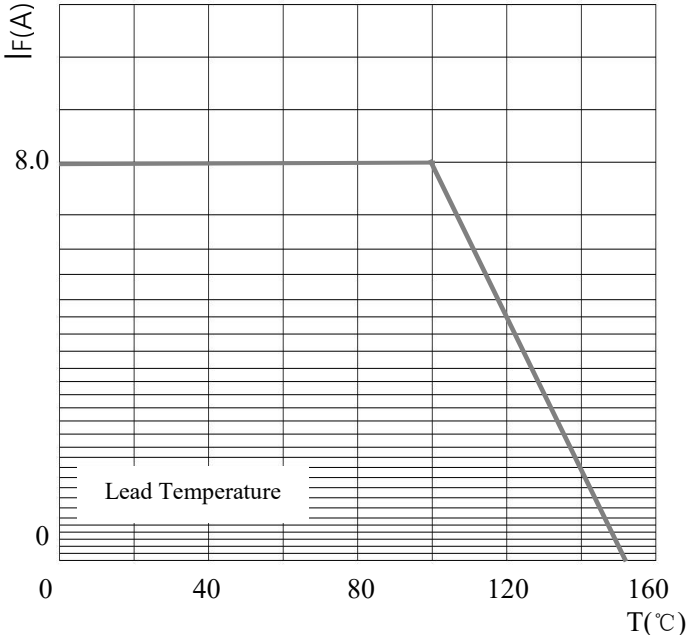


FIG1. Derating Curve For Output Rectified Current

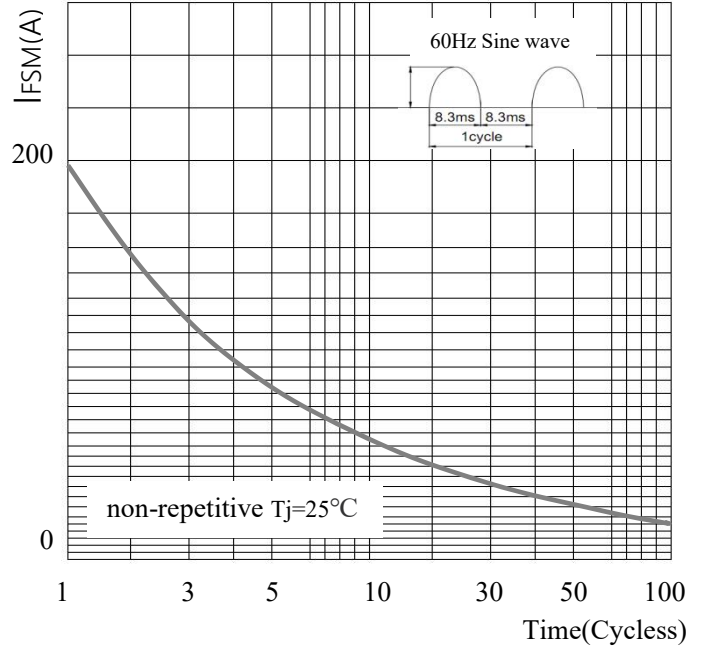


FIG2. Surge Forward Current Capability

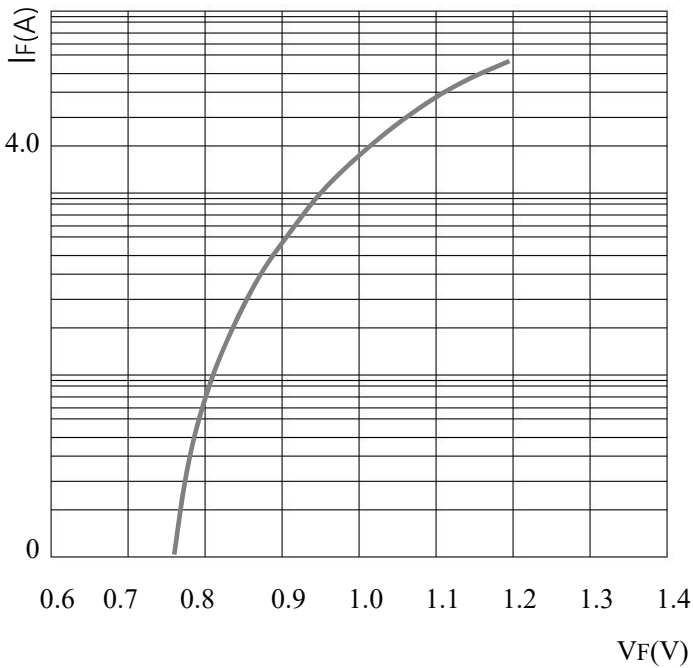


FIG3. Typical Forward Characteristics

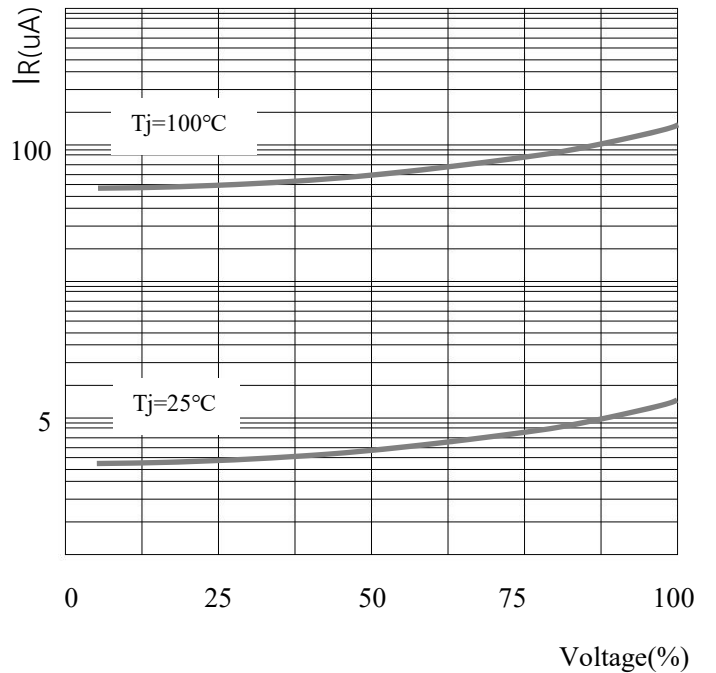
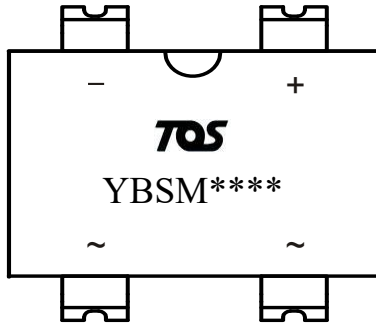


FIG4. Typical Reverse Characteristics

■ **Marking and packet information**



YBSM\*\*\*\* :Product Type Code **TOS** : Brand Loge

Packaging information	
Reel	2500PCS
Carton	25000PCS
Reel Size	13"

■ **HBS Package outline dimensions**

Symbol	Dimensions			
	Inches		Millimeters	
	Min.	Max.	Min.	Max.
A	0.39	0.41	10.0	10.4
B	0.28	0.29	7.0	7.4
C	0.06	0.07	1.4	1.8
D	0.38	0.40	9.7	10.2
E	0.21	0.22	5.3	5.7
F	0.06	0.08	1.5	2.0

■ **Notice**

XILONG reserves the right to make modifications,enhancements,improvements,corrections or other changes without further notice to any product herein.  
xilong does not assume any liability arising out of the application or use of any product described herein.