

■ **Features**

- Glass passivated chip
- Low reverse leakage current
- High surge current capability
- Reliable low cost construction utilizing molded plastic technique


| |
|-------------------------------------|
| Reverse Voltage 50-1000 V |
| Forward Current 6.0 A max |

■ **Applications**

- General purpose use in AC/DC bridge full wave rectification

■ **Mechanical Data**

- Case: DBF
- Polarity symbols being marked on body
- Molding compound meets UL 94V-0 flammability rating
- RoHS-compliant, Solder plated, solderable per MIL-STD-750, Method 2026



■ **Marking**

- DBF6xx(005~10)

■ **Maximum Ratings @ Ta = 25°C unless otherwise noted**

| PARAMETER | SYMBOL | UNIT | DBF6005 | DBF601 | DBF602 | DBF604 | DBF606 | DBF608 | DBF610 |
|--|--------------------|------------------|----------|--------|--------|--------|--------|--------|--------|
| Repetitive peak reverse voltage | V _{RRM} | V | 50 | 100 | 200 | 400 | 600 | 800 | 1000 |
| Maximum RMS voltage | V _{RMS} | V | 35 | 70 | 140 | 280 | 420 | 560 | 700 |
| Maximum DC blocking Voltage | V _{DC} | V | 50 | 100 | 200 | 400 | 600 | 800 | 1000 |
| Maximum average output current@60Hz sine wave, resistance load | I _{F(AV)} | A | 6.0 | | | | | | |
| Peak forward surge current 8.3 ms single half sine wave superimposed on rated load | I _{FSM} | A | 150 | | | | | | |
| Peak forward surge current 1.0 ms single half sine wave superimposed on rated load | | A | 300 | | | | | | |
| Current squared time @1ms≤t<8.3ms Tj=25°C, Rating of per diode | I ² t | A ² S | 93.38 | | | | | | |
| Storage temperature | T _{stg} | °C | -55~+150 | | | | | | |
| Junction temperature | T _j | °C | -55~+150 | | | | | | |

■ **Electrical Characteristics @ Ta = 25°C unless otherwise noted**

| PARAMETER | TEST CONDITIONS | SYMBOL | UNIT | DBF6005 | DBF601 | DBF602 | DBF604 | DBF606 | DBF608 | DBF610 |
|---|---|----------------|------|---------|--------|--------|--------|--------|--------|--------|
| Maximum instantaneous forward voltage | I _F =3.0A | V _F | V | 1.0 | | | | | | |
| Maximum DC reverse current at rated DC blocking voltage | V _R =V _{DC} , T _j =25°C | I _R | μA | 5 | | | | | | |
| | V _R =V _{DC} , T _j =100°C | I _R | | 100 | | | | | | |

■ **Characteristic Curve (Typical)**

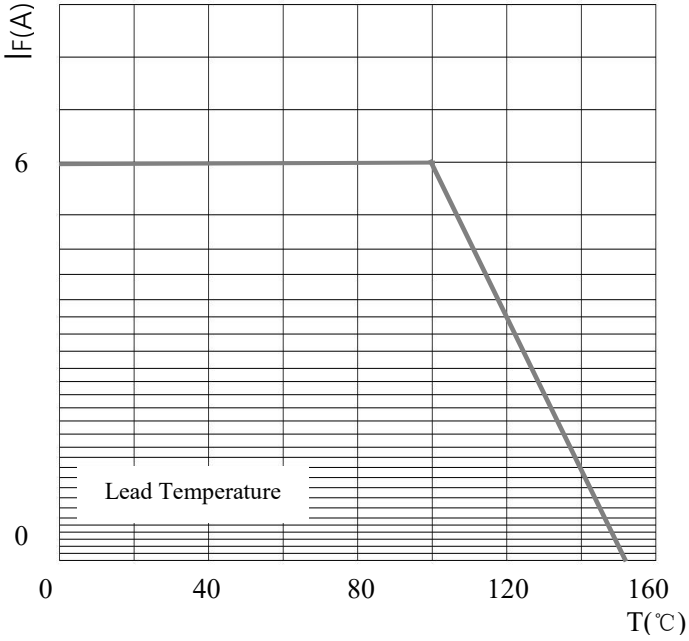


FIG1. Derating Curve For Output Rectified Current

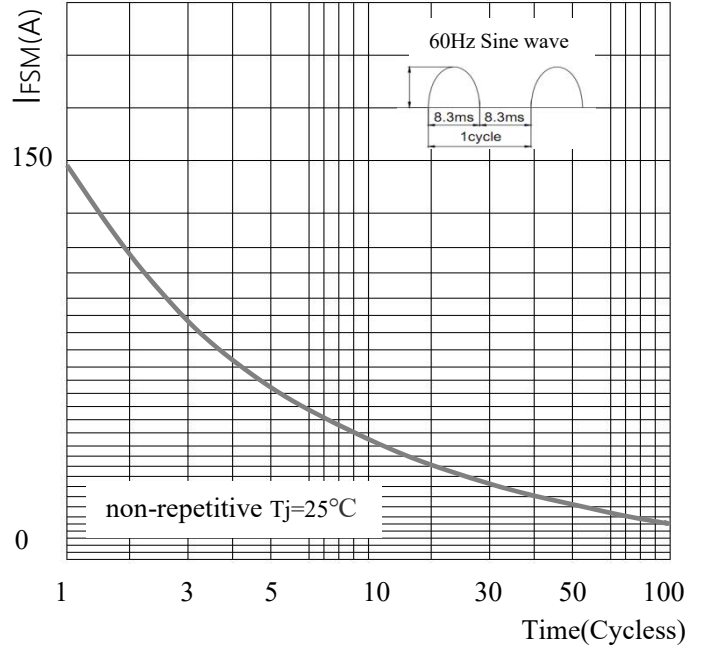


FIG2. Surge Forward Current Capability

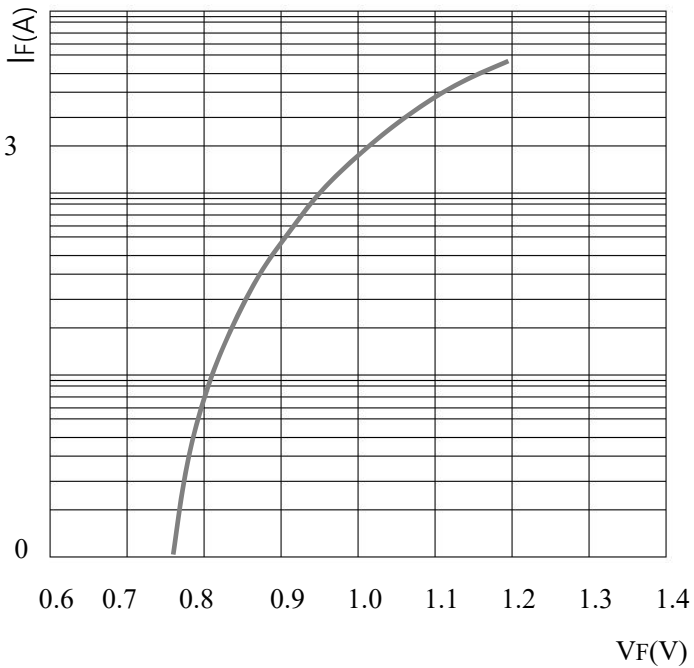


FIG3. Typical Forward Characteristics

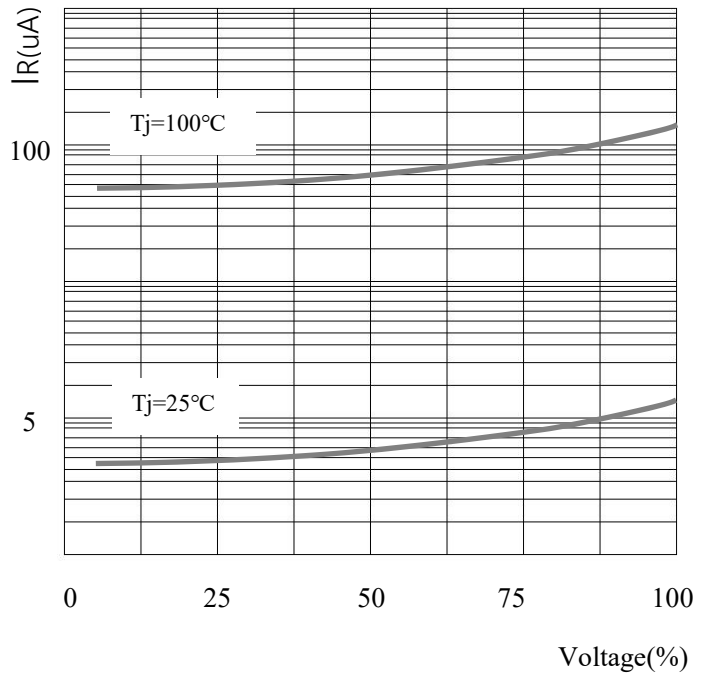


FIG4. Typical Reverse Characteristics

■ **Marking and packet information**



MB***: Product Type Code **TOS**: Brand Logo

| Packaging information | |
|-----------------------|----------|
| Reel | 3000PCS |
| Carton | 54000PCS |
| Reel Size | 13" |

■ **DBF Package outline dimensions**

| Symbol | Dimensions | | | |
|----------|-------------|------|--------|-------|
| | Millimeters | | Inches | |
| | Min. | Max. | Min. | Max. |
| A | 1.3 | 1.5 | 0.051 | 0.059 |
| C | 0.17 | 0.29 | 0.007 | 0.012 |
| D | 6.2 | 7.0 | 0.244 | 0.276 |
| E | 7.1 | 7.6 | 0.280 | 0.299 |
| E1 | 8.4 | 8.9 | 0.331 | 0.350 |
| L | 1.0 | 1.6 | 0.032 | 0.055 |
| e | 4.9 | 5.3 | 0.193 | 0.209 |
| b | 0.95 | 1.15 | 0.037 | 0.045 |
| θ | 10° | | | |

■ **Notice**

XILONG reserves the right to make modifications, enhancements, improvements, corrections or other changes without further notice to any product herein. xilong does not assume any liability arising out of the application or use of any product described herein.