

■ **Features**

- Glass passivated chip
- Low reverse leakage current
- High surge current capability
- Reliable low cost construction utilizing molded plastic technique


Reverse Voltage 50-1000 V
Forward Current 4.0 A max

■ **Applications**

- General purpose use in AC/DC bridge full wave rectification

■ **Mechanical Data**

- Case: MSB
- Polarity symbols being marked on body
- Molding compound meets UL 94V-0 flammability rating
- RoHS-compliant, Solder plated, solderable per MIL-STD-750, Method 2026



■ **Marking**

- MSB4(01~07)

■ **Maximum Ratings @ Ta = 25°C unless otherwise noted**

PARAMETER	SYMBOL	UNIT	MSB401	MSB402	MSB403	MSB404	MSB405	MSB406	MSB407
Repetitive peak reverse voltage	V_{RRM}	V	50	100	200	400	600	800	1000
Maximum RMS voltage	V_{RMS}	V	35	70	140	280	420	560	700
Maximum DC blocking Voltage	V_{DC}	V	50	100	200	400	600	800	1000
Maximum average output current@60Hz sine wave, resistance load	$I_{F(AV)}$	A	4.0						
Peak forward surge current 8.3 ms single half sine wave superimposed on rated load	I_{FSM}	A	130						
Peak forward surge current 1.0 ms single half sine wave superimposed on rated load		A	260						
Current squared time @1ms≤t<8.3ms Tj=25°C, Rating of per diode	I^2t	A²S	70.14						
Storage temperature	T_{stg}	°C	-55~+150						
Junction temperature	T_j	°C	-55~+150						

■ **Electrical Characteristics @ Ta = 25°C unless otherwise noted**

PARAMETER	TEST CONDITIONS	SYMBOL	UNIT	MSB401	MSB402	MSB403	MSB404	MSB405	MSB406	MSB407
Maximum instantaneous forward voltage	$I_F=2.0A$	V_F	V	1.0						
Maximum DC reverse current at rated DC blocking voltage	$V_R=V_{DC}, T_j=25^\circ C$	I_R	μA	5						
	$V_R=V_{DC}, T_j=100^\circ C$	I_R		100						

■ **Characteristic Curve (Typical)**

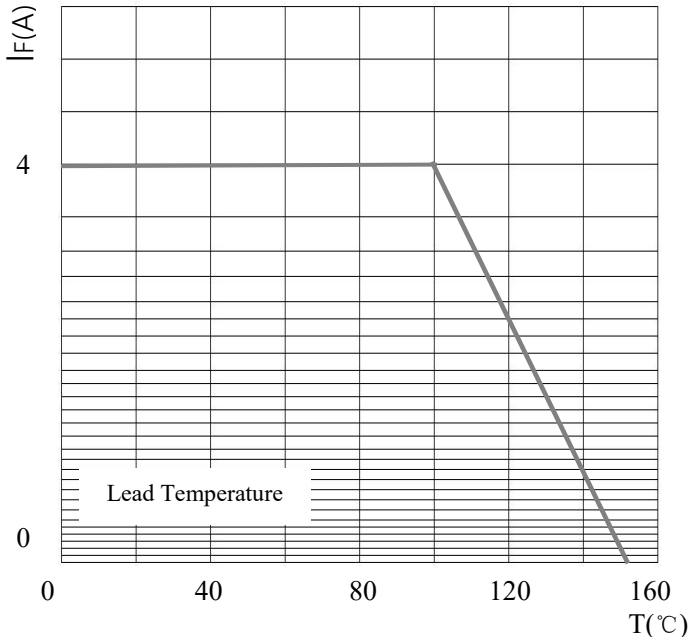


FIG1. Derating Curve For Output Rectified Current

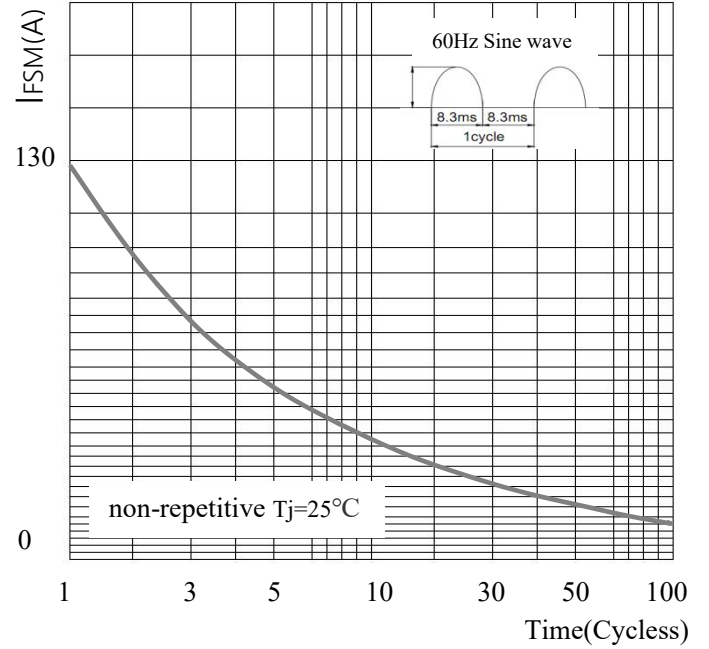


FIG2. Surge Forward Current Capability

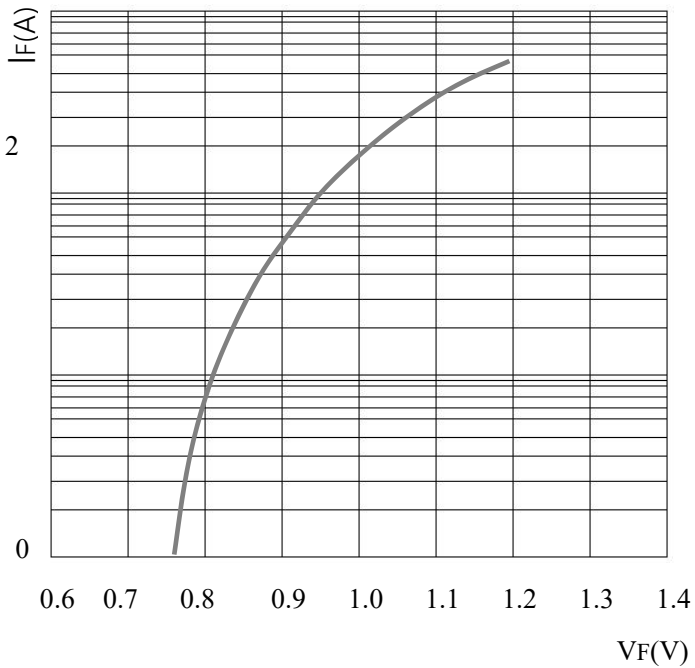


FIG3. Typical Forward Characteristics

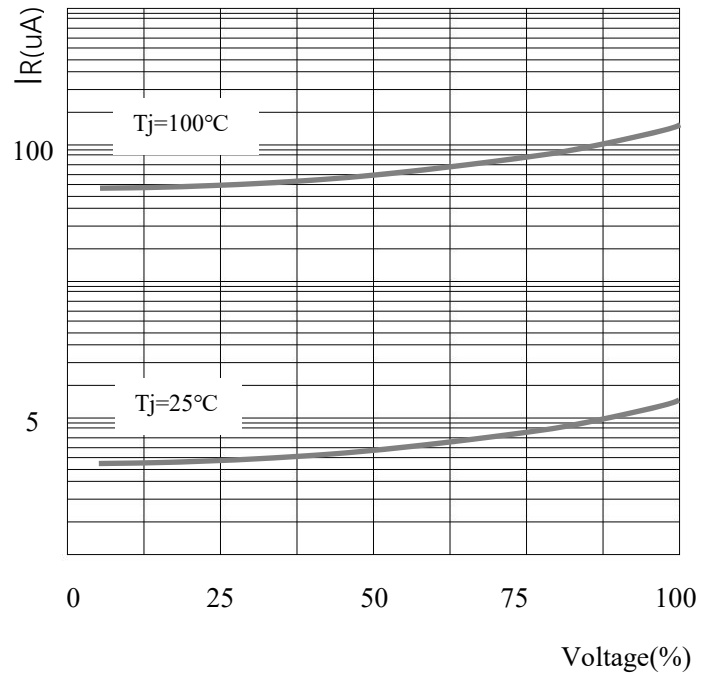


FIG4. Typical Reverse Characteristics

■ **Marking and packet information**



MSB***:Product Type Code **TOS** : Brand Loge

Packaging information	
Reel	3000PCS
Carton	54000PCS
Reel Size	13"

■ **MSB Package outline dimensions**

Symbol	Dimensions			
	Millimeters		Inches	
	Min.	Max.	Min.	Max.
A	1.3	1.5	0.051	0.059
C	0.17	0.29	0.007	0.012
D	6.2	7.0	0.244	0.276
E	7.1	7.6	0.280	0.299
E1	8.4	8.9	0.331	0.350
L	1.0	1.6	0.032	0.055
e	4.9	5.3	0.193	0.209
b	0.95	1.15	0.037	0.045
θ	10°			

■ **Notice**

XILONG reserves the right to make modifications,enhancements,improvements,corrections or other changes without further notice to any product herein.
xilong does not assume any liability arising out of the application or use of any product described herein.