

■ **Features**

- Glass passivated chip
- Low reverse leakage current
- High surge current capability
- Reliable low cost construction utilizing molded plastic technique


Reverse Voltage 50-1000 V
Forward Current 3.0 A max

■ **Applications**

- General purpose use in AC/DC bridge full wave rectification

■ **Mechanical Data**

- Case: MSB
- Polarity symbols being marked on body
- Molding compound meets UL 94V-0 flammability rating
- RoHS-compliant, Solder plated, solderable per MIL-STD-750, Method 2026



■ **Marking**

- MSB3xx(005~10)

■ **Maximum Ratings @ Ta = 25°C unless otherwise noted**

PARAMETER	SYMBOL	UNIT	MSB3005	MSB301	MSB302	MSB304	MSB306	MSB308	MSB310
Repetitive peak reverse voltage	V _{RRM}	V	50	100	200	400	600	800	1000
Maximum RMS voltage	V _{RMS}	V	35	70	140	280	420	560	700
Maximum DC blocking Voltage	V _{DC}	V	50	100	200	400	600	800	1000
Maximum average output current@60Hz sine wave, resistance load	I _{F(AV)}	A	3.0						
Peak forward surge current 8.3 ms single half sine wave superimposed on rated load	I _{FSM}	A	80						
Peak forward surge current 1.0 ms single half sine wave superimposed on rated load		A	160						
Current squared time @1ms≤t<8.3ms Tj=25°C, Rating of per diode	I ² t	A ² S	26.43						
Storage temperature	T _{stg}	°C	-55~+150						
Junction temperature	T _j	°C	-55~+150						

■ **Electrical Characteristics @ Ta = 25°C unless otherwise noted**

PARAMETER	TEST CONDITIONS	SYMBOL	UNIT	MSB3005	MSB301	MSB302	MSB304	MSB306	MSB308	MSB310
Maximum instantaneous forward voltage	I _F =1.5A	V _F	V	1.0						
Maximum DC reverse current at rated DC blocking voltage	V _R =V _{DC} , T _j =25°C	I _R	μA	5						
	V _R =V _{DC} , T _j =100°C	I _R		100						

■ **Characteristic Curve (Typical)**

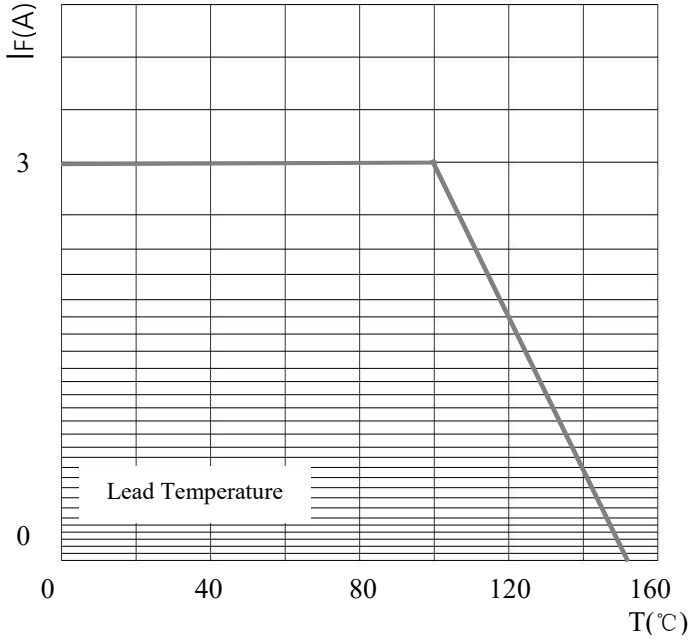


FIG1. Derating Curve For Output Rectified Current

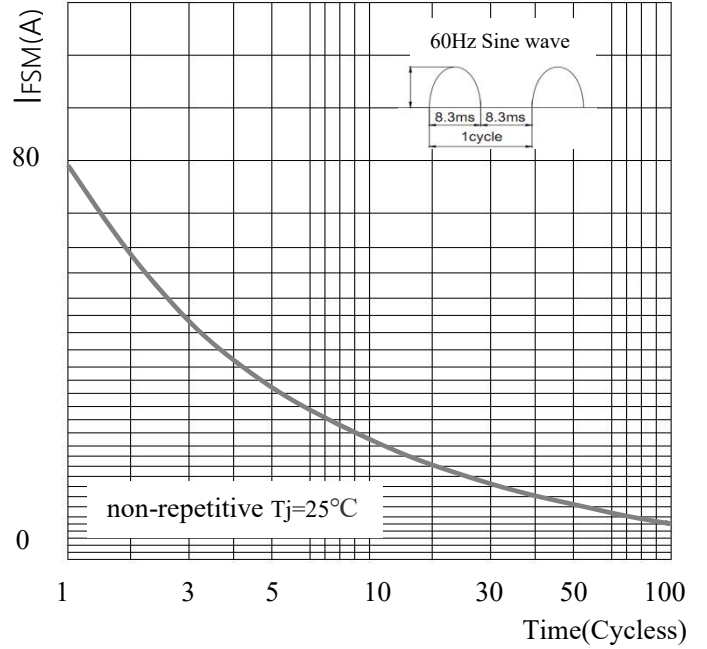


FIG2. Surge Forward Current Capability

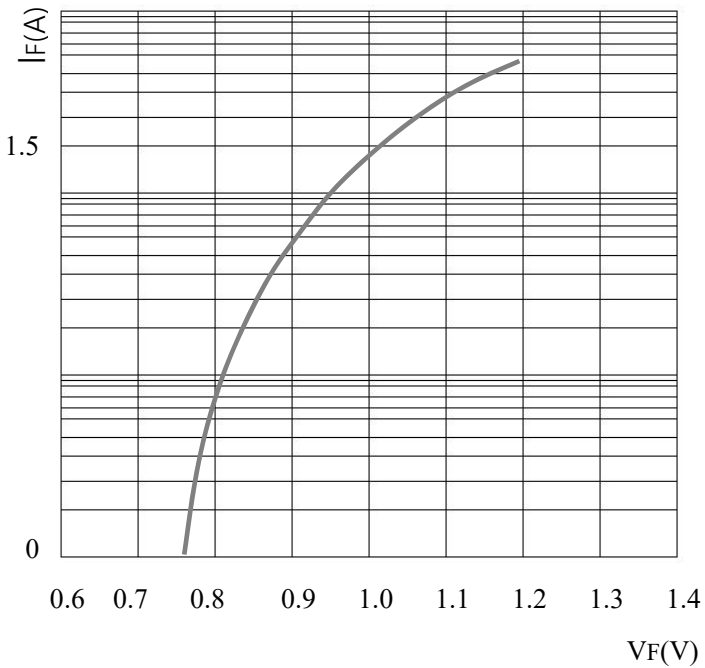


FIG3. Typical Forward Characteristics

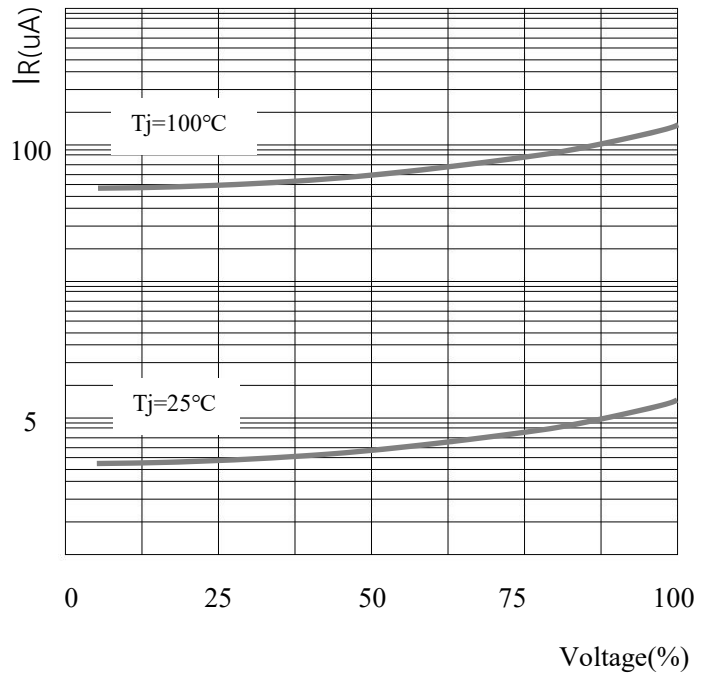


FIG4. Typical Reverse Characteristics

■ **Marking and packet information**



MB***: Product Type Code **TOS**: Brand Logo

Packaging information	
Reel	3000PCS
Carton	54000PCS
Reel Size	13"

■ **MSB Package outline dimensions**

Symbol	Dimensions			
	Millimeters		Inches	
	Min.	Max.	Min.	Max.
A	1.3	1.5	0.051	0.059
C	0.17	0.29	0.007	0.012
D	6.2	7.0	0.244	0.276
E	7.1	7.6	0.280	0.299
E1	8.4	8.9	0.331	0.350
L	1.0	1.6	0.032	0.055
e	4.9	5.3	0.193	0.209
b	0.95	1.15	0.037	0.045
θ	10°			

■ **Notice**

XILONG reserves the right to make modifications, enhancements, improvements, corrections or other changes without further notice to any product herein. xilong does not assume any liability arising out of the application or use of any product described herein.