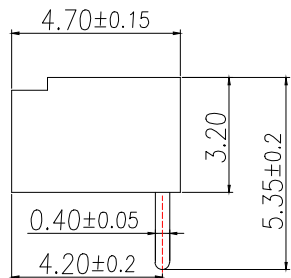


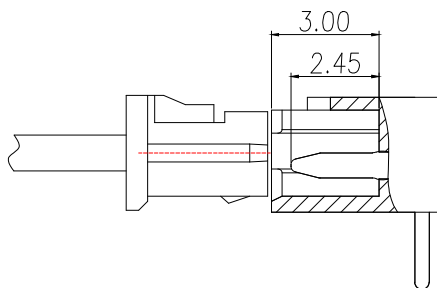
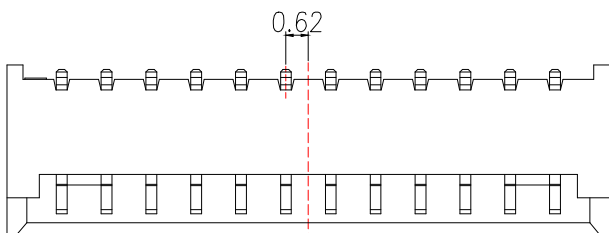
LOCK CONFIGURATION (锁扣位置)



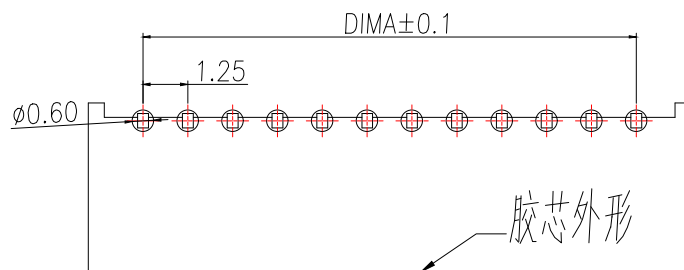
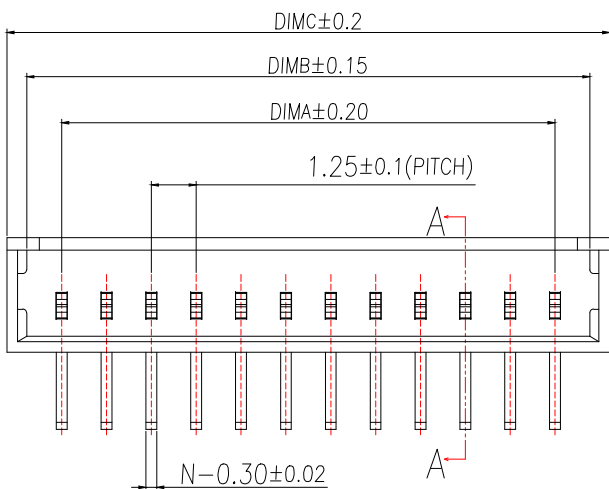
序号	品名	材质
1	1.25 Pitch R/A Wire To Board Housing DIP(H=3.2)	PA66 UL94V-2 Red
2	1.25 Pitch R/A Wire To Board Terminal DIP(H=3.2)	Copper Alloy/ Tin Plating

Technical Index:

- 1.The surface of the plastic parts should be smooth,no rough edges,no obvious shrinkage,defects,cracks and other phenomena)
- 2.Lock Configuration: 2 to 3Pin is 1, ≥4Pin is 2
- 3.Temperature range: -40°C~+85°C.
- 4.Rated voltage: 125V.AC/DC.
- 5.Contact resistance: ≤0.02Ω.
- 6.Insulation resistance: ≥100MΩ

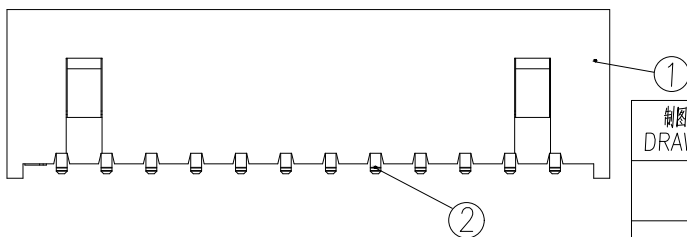


SECTION A-A



适用线路板(PCB LAYOUT)

Part No	Pin	A	B	C
BX-MX1.25-2PWZ-R	2	1.25	3.20	4.30
BX-MX1.25-3PWZ-R	3	2.50	4.45	5.55
BX-MX1.25-4PWZ-R	4	3.75	5.70	6.80
BX-MX1.25-5PWZ-R	5	5.00	6.95	8.05
BX-MX1.25-6PWZ-R	6	6.25	8.20	9.30
BX-MX1.25-7PWZ-R	7	7.50	9.45	10.55
BX-MX1.25-8PWZ-R	8	8.75	10.70	11.80
BX-MX1.25-9PWZ-R	9	10.00	11.95	13.05
BX-MX1.25-10PWZ-R	10	11.25	13.20	14.30
BX-MX1.25-11PWZ-R	11	12.50	14.45	15.55
BX-MX1.25-12PWZ-R	12	13.75	15.70	16.80
BX-MX1.25-13PWZ-R	13	15.00	16.95	18.05
BX-MX1.25-14PWZ-R	14	16.25	18.20	19.30
BX-MX1.25-15PWZ-R	15	17.50	19.45	20.55
BX-MX1.25-16PWZ-R	16	18.75	20.70	21.80
BX-MX1.25-17PWZ-R	17	20.00	21.95	23.05
BX-MX1.25-18PWZ-R	18	21.25	23.20	24.30
BX-MX1.25-19PWZ-R	19	22.50	24.45	25.55
BX-MX1.25-20PWZ-R	20	23.75	25.70	26.80



制图 DRAWN	变更内容 DESCRIPTION	日期 DATE	GENERAL TOLERANCE		制图 DRAWING
			X.±0.50	X'.:±5°	EMMA
			.X±0.20	X.X':±3°	EVA
			.XX±0.10	X.XX':±1°	JADE
					单位 UNITS

EMMA	料号 PART NO.	BX-MX1.25-NPWZ-R	版本 REV.	A
EVA	品名 TITLE	1.25 PITCH H3.2 R/A WIRE TO BOARD DIP CONN.	页次 SHEET	1/1
JADE	客户料号 CUTM.NO.			
MM	比例 SCALE	1:1		

Bossie (博锡)