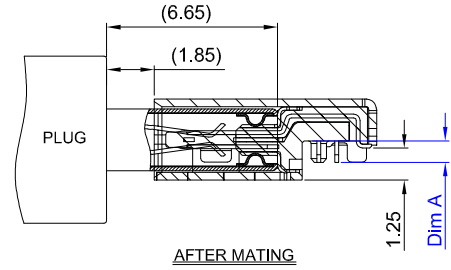
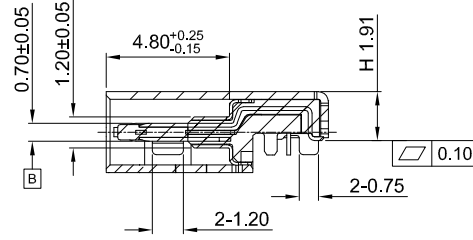
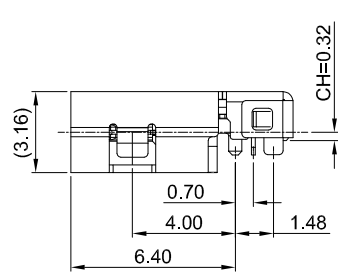
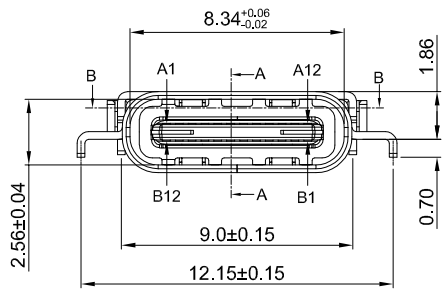


SECTION B-B



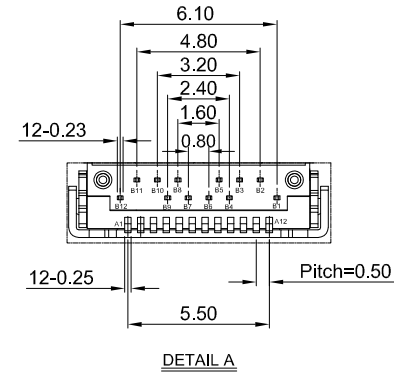
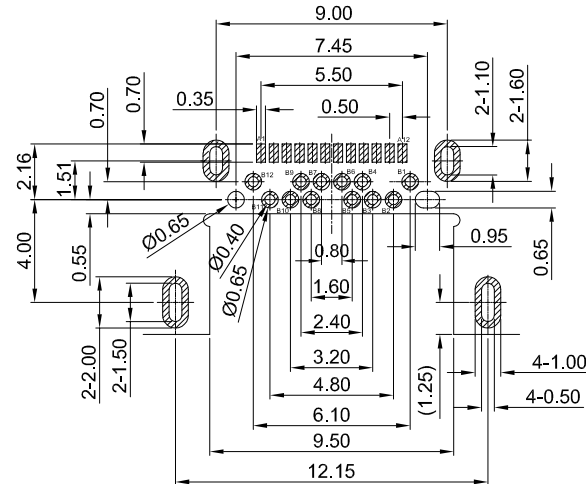
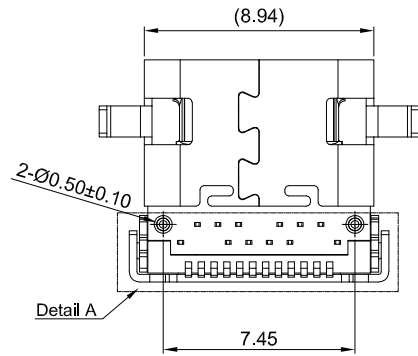
AFTER MATING



SECTION A-A

G-Switch USB-C Specification:

1. Current rated: 5A on vbus/1.25A on vconn/0.25A on other
2. Voltage rating: 24V AC
3. Withstanding voltage: 100V AC/minute
4. Contact resistance: 40mΩ Max
5. Insulation resistance: 100MΩ Min
6. Operating temperature: -40°C ~ +85°C
7. Mating force: 5N~20N
8. Unmating force: 8N~20N, after durability test: 6N~20N
9. Durability cycle: 10,000 cycles
10. Data transmission rate up to 5Gbps



DETAIL A

A1	A2	A3	A4	A5	A6	A7	A8	A9	A10	A11	A12
GND	TX1+	TX1-	VBUS	CC1	D+	D-	SBU1	VBUS	RX2-	RX2+	GND
First	Second	Second	First	Second	Second	Second	Second	First	Second	Second	First
B12	B11	B10	B9	B8	B7	B6	B5	B4	B3	B2	B1
GND	RX1+	RX1-	VBUS	SBU2	D-	D+	CC2	VBUS	TX2-	TX2+	GND
First	Second	Second	First	Second	Second	Second	Second	First	Second	Second	First

Molde Code	Dim A
GT-USB-9009C01-03	0.7mm
GT-USB-9009C02-03	1.4mm

PCB REFERENCE DIAGRAM
TOLERANCE: ±0.05

SCALE: 1:1 UNIT: mm
SIZE: A4

Title: Horizontal Type-C 24P Female SMT
Mid-Mount 1.25 CH=0.32 L=8.65mm

Unless otherwise
General Tolerance:
X. ±0.40
X.x ±0.30
X.xx ±0.20
X.xxx ±0.10
X* ±5°

Molde Code: GT-USB-9009CXX-03			
DRAWN	CHECKED	APPROVED	DATE
Xla	Chen	Chen	2025.02.27



REV: A0 SHEET: 1/1

1	SHELL	STAINLESS STEEL	NI PLATED
2	GND PLATE	STAINLESS STEEL	--
3	MID PLATE	STAINLESS STEEL	--
4	HOUSING	LCP	BLACK UL 94V-0
5	TERMINALS	C7025	Au3u" PLATED ON CONTACT AREA Tin80u" PLATED ON SOLDER AREA
NO.	PARTS	MATERIAL	REMARKS

