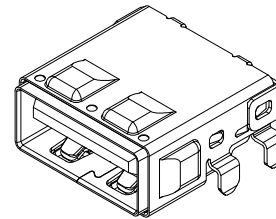


SECTION A-A



GT-2A039F - S N N G30

Detail

F=No flanging no Column

Shell Material

S=Stainless steel

Shell Plated

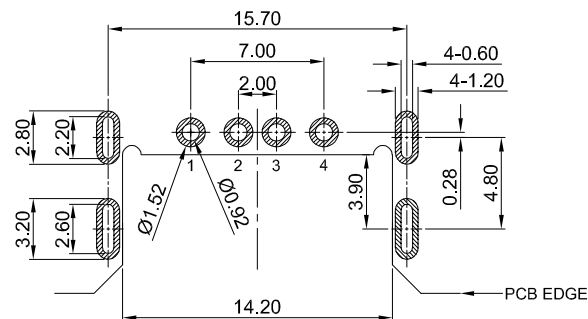
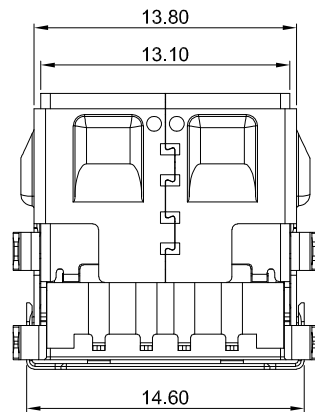
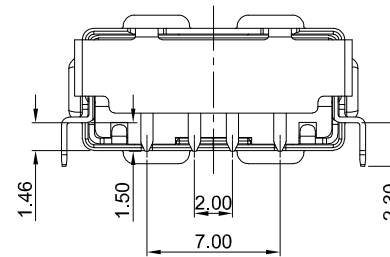
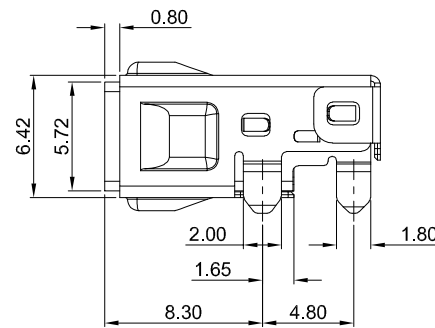
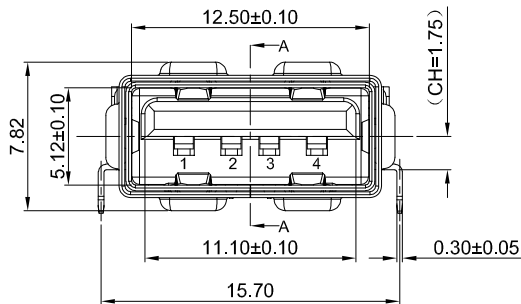
N=Ni

Housing Colour

N=Black

Terminal Plated

G1=1u"
G3=3u"
G5=5u"
G30=30"



RECOMMENDED PCB LAYOUT
TOLERANCE:±0.05

4	GND
3	D+
2	D-
1	VBUS
PIN	NAME
PIN ASSIGNMENT	

G-Switch USB-2.0 Specification:

- 1.Current rated: 1.5A
- 2.Voltage rating: 30V DC
- 3.Dielectric withstanding Voitage:500V AC
- 4.Contact resistance: 30mΩ Max
- 5.Insulation resistance: 1000MΩ Min
- 6.Operating temperature: -40°C ~ +85°C
- 7.Mating force: 35N Max
- 8.Unmating force: 10N Min

1	SHELL	STAINLESS STEEL	NI PLATED
2	HOUSING	LCP E130i	BLACK
3	TERMINALS	COPPER ALLOY	Au30u" PLATED ON CONTACT AREA Tin PLATING ON SOLDER AREA
NO.	PARTS	MATERIAL	REMARKS



SCALE: 1:1 UNIT: mm
SIZE: A4

Unless otherwise
General Tolerance:

X.x ±0.30
X.xx ±0.20
X.x° ±3°

Title: Horizontal USB 2.0 AF DIP
Mid-Mount1.46 CH=1.75 L=14.50mm

Molde Code: GT-2A039F-SNNG30

DRAWN	CHECKED	APPROVED	DATE
Wu	Xla	Chen	2024.11.13



REV: A0 SHEET: 1/1