


**PIN ASSIGNMENT**

PIN	1	2	3	4	5	6	7	8	9
NAME	VBUS	DM-	DP+	GND	RX-	RX+	GND	TX-	TX+



**GT-3A010F-S N B G1**

**Detail**

F=No flanging no column

**Shell Material**

S=Stainless steel

**Shell Plated**

N=Ni

**Housing Colour**

B=Blue(PA9T Mylar)

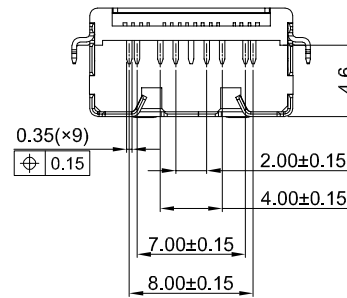
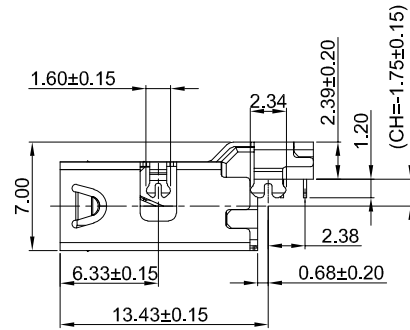
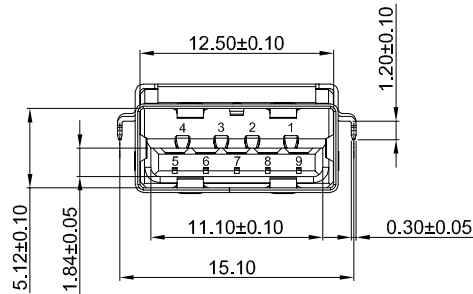
N=Black (LCP)

**Terminal Plated**

G1=1u"

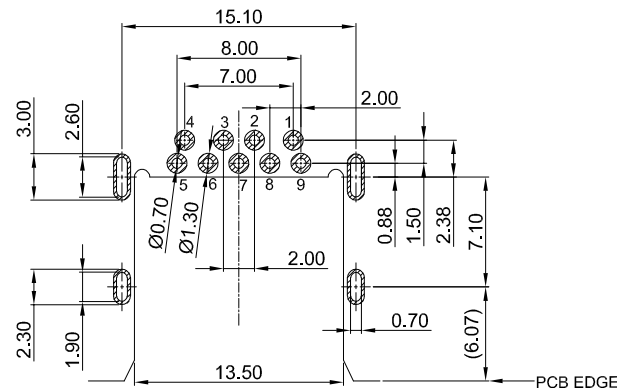
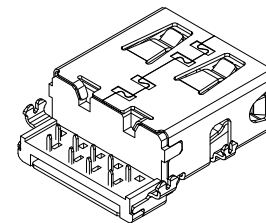
G15=15u"

G30=30u"



**G-Switch USB-3.0 Specification:**

- 1.Current rated: 1.8A 30V
- 2.Contact Resistance: 30mΩ Max
- 3.Insulation Resistance: 100MΩ Min
- 4.Dielectric Withstanding Voltage:500 V AC
- 5.Operating temperature: -40°C ~ +85°C
- 6.Mating force: 3.57kgf Max
- 7.Unmating force: 1.02kgf Min
- 8.Terminal Retention: 1.2kgf Min



**RECOMMENDED PCB LAYOUT**  
TOLERANCE:±0.05

NO.	PARTS	MATERIAL	REMARKS
1	SHELL	STAINLESS STEEL201	NI PLATED
2	HOUSING	LCP/PA9T+30%GF	BLACK/BLUE UL 94V-0
3	TERMINALS	COPPER ALLOY C2680	Au1u" PLATED ON CONTACT AREA Tin PLATING ON SOLDER AREA



SCALE: 1:1 UNIT: mm  
SIZE: A4

Unless otherwise  
General tolerance:  
X. ±0.40  
X.x ±0.35  
X.xx ±0.25  
X\* ±3\*

Title: Horizontal USB 3.0 AF DIP  
Mid-Mount 4.6 CH=-1.75 L=16.35mm

Molde Code: GT-3A010F-SNBG1

DRAWN	CHECKED	APPROVED	DATE
Wu	Xia	Chen	2024.11.13



REV: A0 SHEET: 1/1