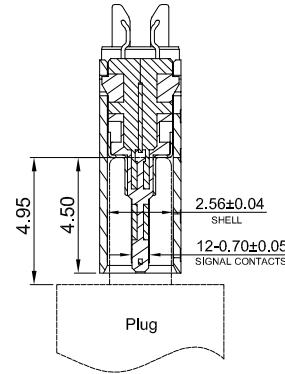


SECTION B-B



AFTER MATING SECTION A-A


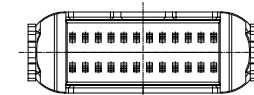


G-Switch USB-C Specification:

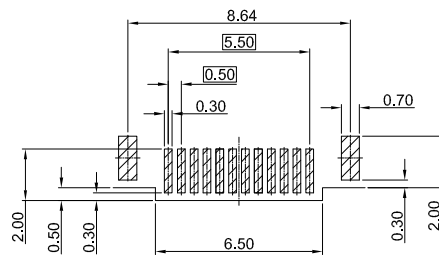
1. Current rated: 5A on vconn/1.25A on vconn/0.25A on other
2. Voltage rating: 24V AC
3. Withstanding voltage: 100V AC/minute
4. Contact resistance: 40mΩ Max
5. Insulation resistance: 100MΩ Min
6. Operating temperature: -40°C ~ +85°C
7. Mating force: 5N~20N
8. Unmating force: 8N~20N
9. Durability cycle: 10,000 cycles
10. Data transmission rate up to 40Gbp/s
11. Compliant with: IEC62680-1-3

USB IF TID:12315

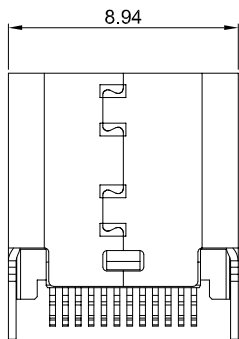
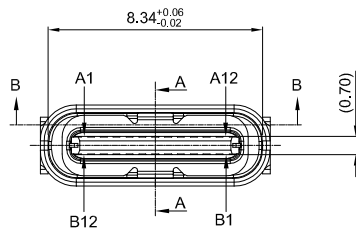
A1	A2	A3	A4	A5	A6	A7	A8	A9	A10	A11	A12
GND	TX1+	TX1-	VBUS	CC1	D+	D-	SBU1	VBUS	RX2-	RX2+	GND
First	Second	Second	First	Second	Second	Second	Second	First	Second	Second	First
B12	B11	B10	B9	B8	B7	B6	B5	B4	B3	B2	B1
GND	RX1+	RX1-	VBUS	SBU2	D-	D+	CC2	VBUS	TX2-	TX2+	GND
First	Second	Second	First	Second	Second	Second	Second	First	Second	Second	First




Molde Code	Specification Description
GT-USB-9011A01-01	Au1u" Plating On Contact Area
GT-USB-9011A01-02	Au3u" Plating On Contact Area
GT-USB-9011A01-03	Au15u" Plating On Contact Area
GT-USB-9011A01-04	Au30u" Plating On Contact Area



RECOMMENDED PCB LAYOUT
TOLERANCE:±0.05



NO.	PARTS	MATERIAL	REMARKS
1	SHELL	STAINLESS STEEL	Ni30u"MIN PLATED
2	GND PLATE	STAINLESS STEEL	--
3	MID PLATE	STAINLESS STEEL	Ni30u"MIN PLATED
4	HOUSING	HIGH TEMPERATURE PLASTIC	LCP BLACK UL 94 V-0
5	TERMINALS	PHOSPHOR BRONZE	Au1u"MIN PLATING ON CONTACT AREA



SCALE: 1:1 UNIT: mm
SIZE: A4

Unless otherwise General Tolerance:
X..x ±0.30
X..xx ±0.20
X..xxx ±0.10
X..x" ±3°
X..xx" ±2°

Title: Splint0.25 Type-c 24P Female SMT L=8.8mm			
Molde Code: GT-USB-9011A01			
DRAWN	CHECKED	APPROVED	DATE
Xla	Chen	Chen	2023.02.01



REV: A0 SHEET: 1/1