

GT-2A014F-F N W G1

Detail

F=No flanging no column

Shell Material

F=Ferroalloy

Shell Plating

N=Ni

Housing Colour

N=Black

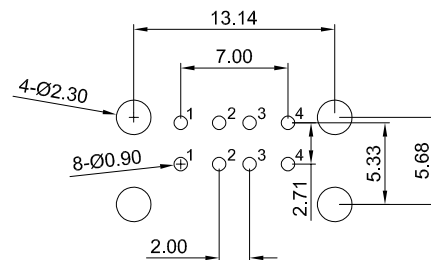
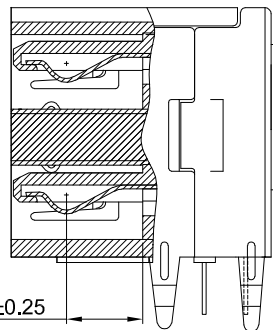
W=White

Terminal Plating

G1=1u"

G3=3u"

G5=5u"



PCB REFERENCE DIAGRAM
TOLERANCE:±0.05


PIN	NAME
4	GND
3	D+
2	D-
1	VBUS

PIN ASSIGNMENT

G-Switch USB-2.0 Specification:

- 1.Current rated: 1.5A
- 2.Voltage rating: 30V DC
- 3.Dielectric withstanding Voltage:500V AC
- 4.Contact resistance: 30mΩ Max
- 5.Insulation resistance: 1000MΩ Min
- 6.Operating temperature: -40°C ~ +85°C
- 7.Mating force: 3.57kgf Max
- 8.Unmating force: 1.02kgf Min
- 9.Terminal retention: 1.2kgf Min

NO.	PARTS	MATERIAL	REMARKS
1	SHELL	SPCC	Ni PLATED
2	HOUSING	PBT	WHITE/BLACK
3	TERMINALS	C2680	Au1u" PLATING ON CONTACT AREA Tin PLATING ON SOLDER AREA



SCALE: 1:1 UNIT: mm
SIZE: A4

Title: Horizontal Double-deck
USB 2.0 AF DIP L=17.0mm

Unless otherwise
General Tolerance:
X. ±0.40
X.x ±0.30
X.xx ±0.20
X.xxx ±0.10
X* ±5°

Molde Code: GT-2A014F-FNWG1

DRAWN	CHECKED	APPROVED	DATE
Xia	Chen	Chen	2024.12.13



REV: A0 SHEET: 1/1